

MENU 

Log on

Register 
[Wholesale category / Reports / Tag: all tags](#) ▶ Binding constraints

 List view

 Expand

 Binding constraints

 7.8k report views

 34 total adds

 All dashboard instances 34

Table

Data






Info

For

16 Jan 2021

Show

All 

| | Trading period | Zone | Constraint name | Type | Limit (MW) | Shadow price (\$/MWh) |
|---|----------------|------|-------------------------|--------|------------|-----------------------|
|  | 29 | CNI | FK_HLY2201 HLY5_CTRLMAX | MnCnst | 324.000 | 69.29 |
|  | 30 | CNI | FK_HLY2201 HLY5_CTRLMAX | MnCnst | 324.000 | 65.40 |
|  | 33 | CNI | FK_HLY2201 HLY5_CTRLMAX | MnCnst | 324.000 | 101.47 |
|  | 34 | CNI | FK_HLY2201 HLY5_CTRLMAX | MnCnst | 326.000 | 91.53 |
|  | 35 | CNI | FK_HLY2201 HLY5_CTRLMAX | MnCnst | 326.000 | 113.69 |



FINAL PRICING < TRANSMISSION < TRANSMISSION 5

Download table ▾

★ Add to My dashboards

FINAL PRICING < TRANSMISSION < TRANSMISSION 5

Permalink

Actions related to this instance of the table report

FINAL PRICING < TRANSMISSION < TRANSMISSION 5

827 total members. Latest members:



33 users are currently online.



newzealand.govt.nz

EA tel: + 64 4 460 8860

EMI email: emi@ea.govt.nz

[Legal information](#)

[Glossary](#)

© 2021 Copyright material on this site is protected by copyright owned by the Electricity Authority or its licensors.