

MENU 

Log on

Register 
[Wholesale category / Reports / Tag: all tags](#) ▶ Binding constraints

 List view

 Expand

 Binding constraints

 6.1k report views

 34 total adds

 All dashboard instances 34

Table

Data






Info

For

15 Oct 2019

Show

All 

	Trading period	Zone	Constraint name	Type	Limit (MW)	Shadow price (\$/MWh)
	11	CNI	FK_HLY2201 HLY5_CTRLMAX	MnCnst	334.000	7.64
	18	CNI	FK_TKU2201 TKU0_CTRLMAX	MnCnst	215.000	66.06
	28	CNI	FK_TKU2201 TKU0_CTRLMAX	MnCnst	155.000	20.33
	40	CNI	FK_TKU2201 TKU0_MW+60	MnCnst	225.000	0.52
	41	CNI	FK_TKU2201 TKU0_MW+60	MnCnst	225.000	0.52



FINAL PRICING < TRANSMISSION < TRANSMISSION 3

Download table ▾

★ Add to My dashboards

FINAL PRICING < TRANSMISSION < TRANSMISSION 3

Permalink

Actions related to this instance of the table report

FINAL PRICING < TRANSMISSION < TRANSMISSION 3

633 total members. Latest members:



5 users are currently online.



newzealand.govt.nz

EA tel: + 64 4 460 8860

EMI email: emi@ea.govt.nz

[Legal information](#)

[Glossary](#)

© 2019 Copyright material on this site is protected by copyright owned by the Electricity Authority or its licensors.