

# ANNUAL STATISTICS IN RELATION TO ELECTRIC POWER DEVELOPMENT AND OPERATION

YEAR ENDED 31 MARCH 1972

Used Statistics for the Combined Development and Operations of the New Zealand Electricity Department and Distributing Electrical Supply Authorities

|  |     | Water          | Steam         | Oil/Gas*   | Total          | No. |
|--|-----|----------------|---------------|------------|----------------|-----|
| Generating stations  | No. | 43             | 3             | 7          | 53             | 1   |
| Installed capacity   | kW  | 3,435,232      | 642,420       | 190,991    | 4,208,643      | 2   |
| Generation   | kWh | 12,969,708,547 | 2,135,004,250 | 89,003,626 | 15,193,716,423 | 3   |
| Maximum load   | kW  |                |               |            | 2,995,400      | 4   |
| Wholesale sales  | kWh |                |               |            | 13,111,977,365 | 5   |
| Wholesale sales†   | No. |                |               |            | 1,129,375      | 6   |
| Population (mean)  | No. |                |               |            | 2,876,388‡     | 7   |
| Population (total)   | No. |                |               |            | 2,909,916‡     | 8   |
| Total expenditure, generation, transmission and distribution | \$  |                |               |            | 1,457,676,136  | 9   |
| Revenue retail sales of electricity                          | \$  |                | 163,046,722   |            |                | 10  |
| Revenue from other sources                                   | \$  |                | 3,130,594     |            |                | 11  |
| Total revenue  | \$  |                |               |            | 166,177,316    | 12  |
| Operating costs  | \$  |                | 64,106,941    |            |                | 13  |
| Total costs  | \$  |                | 85,635,038    |            |                | 14  |
| Profit   | \$  |                |               |            | 149,741,979    | 15  |
| Operating costs per kWh sold retail                          | c   |                | 0.4889        |            |                | 16  |
| Total charges per kWh sold retail                            | c   |                | 0.6531        |            |                | 17  |
| Total costs per kWh sold retail                              | c   |                |               |            | 1.1420         | 18  |
| Revenue per kWh sold retail                                  | c   |                |               |            | 1.2674         | 19  |
| Revenue retail sales of electricity per kWh sold retail      | c   |                |               |            | 1.2435         | 20  |
| Generation per head of mean population                       | kWh |                |               |            | 5,282‡         | 21  |
| Generation per head of total population                      | kWh |                |               |            | 5,221‡         | 22  |
| Wholesale sales per head of mean population                  | kWh |                |               |            | 4,558‡         | 23  |
| Wholesale sales per head of total population                 | kWh |                |               |            | 4,506‡         | 24  |
| Wholesale sales per total consumers                          | kWh |                |               |            | 11,610         | 25  |
| Ratio of capital charges to capital expenditure              | %   |                |               |            | 5.87           | 26  |
| Domestic fires reported during year                          | No. |                |               |            | 56             | 27  |
| Fatal electrical accidents during year (fatal)               | No. |                |               |            | 20             | 28  |
| Electric ranges (domestic)                                   | No. |                |               |            | 775,498        | 29  |
| Electric water-heaters (domestic)                            | No. |                |               |            | 819,156        | 30  |
|  |     |                |               |            |                | 31  |

\*Includes two gas turbine plants with total capacity of 186,000 kW.  
†Consumers classified according to "end usage" of electrical energy.  
‡Provisional figures.

TABLE I—NEW ZEALAND ELECTRICITY DEPARTMENT ONLY  
Summarised Profit and Loss Account for Year Ended 31 March 1972

|                                     | \$         | \$           |                                 | \$           |
|-------------------------------------|------------|--------------|---------------------------------|--------------|
| Operating costs                     |            | 29,166,203   | Revenue—                        |              |
| Charges—                            |            |              | Sales of energy                 | 99,134,141   |
| Depreciation including interest     | 38,540,559 |              | Rent and miscellaneous receipts | 492,503      |
| Depreciation Account                | 16,423,599 |              |                                 |              |
| Capital repayments                  | 7,905,729  |              |                                 |              |
|                                     |            | 62,869,887   |                                 |              |
| Operating costs (see Table IV)      |            | 92,036,090   |                                 |              |
| Transfer to General Reserve Account |            | 7,590,554    |                                 |              |
|                                     |            | \$99,626,644 |                                 | \$99,626,644 |

TABLE II—NEW ZEALAND ELECTRICITY DEPARTMENT ONLY  
Summarised Balance Sheet as at 31 March 1972

|                         | \$          | \$            |                                      | \$            |
|-------------------------|-------------|---------------|--------------------------------------|---------------|
| Liability               |             | 800,273,960   | Completed works                      | 845,147,584   |
| Resources—              |             |               | Works under construction             | 246,457,877   |
| Provision Account       | 158,496,012 |               | Plant, motor vehicles, and tools     | 3,906,914     |
| General Reserve Account | 166,643,531 |               | Stocks of Materials                  | 15,205,101    |
|                         |             | 325,139,543   | Capital outlay (see table V)         | 1,110,717,476 |
|                         |             |               |                                      |               |
|                         |             |               | Sundry debtors, etc.                 | 21,677,981    |
|                         |             |               | Less Sundry creditors                | 7,065,403     |
|                         |             |               |                                      | 14,612,578    |
|                         |             |               | Special maintenance Suspense Account | 83,449        |
|                         |             | 1,125,413,503 |                                      | 1,125,413,503 |




TABLE III—OPERATING RESULTS: NEW ZEALAND ELECTRICITY DEPARTMENT ONLY

|   | 1971-72        |  | 1971-72 |
|---|----------------|--|---------|
| <b>Maximum load (kilowatts)—</b>              |                | <b>Revenue—</b>                                  |         |
| New Zealand 1971-72*                          | 2,955,300      | Per unit output                                  | cents   |
|   |                | Per unit sold                                    | 0.6676  |
| <b>Average load (kilowatts)—</b>              |                |  | 0.7313  |
| New Zealand                                   | 1,690,550      | <b>Working costs (including administration)—</b> |         |
|   |                | Per unit output                                  | 0.1964  |
| <b>Average load factor—</b>                   |                | Per unit sold                                    | 0.2152  |
| New Zealand                                   | 57.20          | <b>Capital charges—</b>                          |         |
|   |                | Per unit output                                  | 0.4234  |
| <b>Unit output (generated and purchased)—</b> |                | Per unit sold                                    | 0.4638  |
| New Zealand                                   | 14,849,794,692 | <b>Total costs—</b>                              |         |
|   |                | Per unit output                                  | 0.6198  |
| <b>Units sold—</b>                            |                | Per unit sold                                    | 0.6790  |
| New Zealand                                   | 13,555,189,615 |  |         |
| <b>Units unsold (used free of charge)—</b>    |                |  |         |
| New Zealand                                   | 86,368,204     |  |         |
| <b>Line losses—</b>                           |                |  |         |
| Transmission and distribution— Units          | percent        |  |         |
| New Zealand                                   | 1,208,236,873  | 8.14   |         |

\*See footnote, table VII, for maximum load for total public supply

TABLE IV—NEW ZEALAND ELECTRICITY DEPARTMENT ONLY  
Analysis of Operating Costs for Year Ended 31 March 1972

|                                 | Working Costs<br>(a) | Administration Costs<br>(b) | Capital Charges<br>(c) | Total Costs<br>(d) | Total Cost per kWh |             |
|---------------------------------|----------------------|-----------------------------|------------------------|--------------------|--------------------|-------------|
|                                 |                      |                             |                        |                    | Output<br>(e)      | Sold<br>(f) |
|                                 | \$                   | \$                          | \$                     | \$                 | cents              | cents       |
| Hydro-electric stations         | 4,804,685            | 3,057,332                   | 35,524,247             | 43,386,264         | 0.3437             |             |
| Thermal stations                | 8,574,182            | 1,757,609                   | 12,117,362             | 22,449,153         | 1.0172             |             |
| Power purchased                 | 166,011              | 3,320                       | —                      | 169,331            | 0.8737             |             |
| Generated and purchased         | 13,544,878           | 4,818,261                   | 47,641,609             | 66,004,748         | 0.4445             | 0.4869      |
| Transmission                    | 1,856,132            | 1,181,099                   | 7,985,589              | 11,022,820         | 0.0742             | 0.0813      |
| Substations                     | 2,795,249            | 1,778,682                   | 6,472,667              | 11,046,598         | 0.0744             | 0.0815      |
| Communications                  | 474,146              | 301,710                     | 251,456                | 1,027,312          | 0.0069             | 0.0076      |
| Retail distribution             | 629,228              | 588,967                     | 518,566                | 1,736,761          | 0.0117             | 0.0128      |
| System operation                | 732,037              | 465,814                     | —                      | 1,197,851          | 0.0081             | 0.0088      |
| Totals                          | 20,031,670           | 9,134,533                   | 62,869,887             | 92,036,090         | 0.6198             | 0.6790      |
| Administration (see column (b)) | 9,134,533            |                             |                        |                    |                    |             |
|                                 | 29,166,203           |                             |                        |                    |                    |             |
|                                 |                      | <b>SUMMARY</b>              |                        |                    |                    |             |
|                                 |                      | Working costs               | 20,031,670             | 0.1349             | 0.1478             |             |
|                                 |                      | Administration              | 9,134,533              | 0.0615             | 0.0674             |             |
|                                 |                      | Capital charges             | 62,869,887             | 0.4234             | 0.4638             |             |
|                                 |                      | Total Costs                 | 92,036,090             | 0.6198             | 0.6790             |             |

TABLE V—NEW ZEALAND ELECTRICITY DEPARTMENT ONLY  
Analysis of Capital Outlay as at 31 March 1972

|                           | Headworks       | Station Buildings and Villages | Generating Plant and Machinery | Total       | Grand Total |
|---------------------------|-----------------|--------------------------------|--------------------------------|-------------|-------------|
|                           | Completed Works |                                |                                |             |             |
|                           | \$              | \$                             | \$                             | \$          | \$          |
| Hydro-electric stations—  |                 |                                |                                |             |             |
| Arapuni                   | 3,087,597       | 1,172,274                      | 2,335,316                      | 6,595,187   |             |
| Karapiro                  | 5,147,454       | 1,218,966                      | 2,135,309                      | 8,501,729   |             |
| Maraetai                  | 22,752,722      | 7,404,975                      | 9,163,962                      | 39,321,659  |             |
| Whakamaru                 | 14,151,088      | 2,993,204                      | 4,828,923                      | 21,973,215  |             |
| Atiamuri                  | 13,657,412      | 2,988,652                      | 4,521,722                      | 21,167,786  |             |
| Ohakuri                   | 13,977,508      | 3,161,401                      | 4,004,167                      | 21,143,076  |             |
| Waipapa                   | 10,017,542      | 2,767,919                      | 2,872,377                      | 15,657,838  |             |
| Aratiatia                 | 10,504,843      | 2,907,450                      | 2,738,118                      | 16,150,411  |             |
| Matahina                  | 23,977,992      | 3,194,518                      | 2,687,581                      | 29,860,091  |             |
| Lake Taupo control        | 417,603         | —                              | —                              | 417,603     |             |
| Kaitawa                   | 2,417,820       | 376,770                        | 628,811                        | 3,423,401   |             |
| Tuai                      | 550,688         | 679,964                        | 967,953                        | 2,198,605   |             |
| Piripaua                  | 1,513,134       | 216,396                        | 425,419                        | 2,154,949   |             |
| Lake Waikaremoana control | 926,754         | —                              | —                              | 926,754     |             |
| Mangahao                  | 1,959,274       | 432,151                        | 839,138                        | 3,230,563   |             |
| Cobb                      | 8,268,049       | 862,145                        | 798,553                        | 9,928,747   |             |
| Lake Coleridge            | 1,108,250       | 479,787                        | 701,284                        | 2,289,321   |             |
| Arnold                    | 219,992         | 27,780                         | 53,334                         | 301,106     |             |
| Highbank                  | 667,576         | 264,804                        | 359,802                        | 1,292,182   |             |
| Lake Tekapo               | 5,162,548       | 1,056,800                      | 886,267                        | 7,105,615   |             |
| Lake Pukaki control       | 4,619,983       | —                              | —                              | 4,619,983   |             |
| Roxburgh                  | 33,857,375      | 5,108,805                      | 8,908,284                      | 47,874,464  |             |
| Waitaki                   | 3,750,188       | 3,080,035                      | 2,571,946                      | 9,402,169   |             |
| Lake Wakatipu control     | 1,384           | 5,494                          | —                              | 6,878       |             |
| Lake Hawea control        | 4,908,430       | 7,800                          | —                              | 4,916,230   |             |
| Benmore                   | 47,431,094      | 1,026,336                      | 17,101,299                     | 65,558,729  |             |
| Aviemore                  | 31,687,682      | 448,347                        | 5,498,292                      | 37,634,321  |             |
| Manapouri                 | 79,732,187      | 18,563,938                     | 18,113,329                     | 116,409,454 |             |
| Monowai                   | 257,312         | 164,630                        | 141,089                        | 563,031     |             |
|                           | 346,731,481     | 60,611,341                     | 93,282,275                     | 500,625,097 |             |

TABLE V—NEW ZEALAND ELECTRICITY DEPARTMENT ONLY—*continued*  
 Analysis of Capital Outlay as at 31 March 1972—*continued*

|                                  | Headworks               | Station Buildings and Villages | Generating Plant and Machinery | Total       | Grand Total   |
|----------------------------------|-------------------------|--------------------------------|--------------------------------|-------------|---------------|
| <i>Completed Works—continued</i> |                         |                                |                                |             |               |
|                                  | Fuel Handling Equipment |                                |                                |             |               |
|                                  | \$                      | \$                             | \$                             | \$          | \$            |
| as—                              | 966,345                 | 16,706,364                     | 12,126,903                     | 29,799,612  |               |
|                                  | 710,950                 | 3,436,764                      | 11,375,191                     | 15,522,905  |               |
|                                  | 5,534,774               | 10,142,234                     | 22,190,834                     | 37,867,842  |               |
|                                  | 21,373,522              | 9,845,405                      | 12,185,160                     | 43,404,087  |               |
|                                  | 28,585,591              | 40,130,767                     | 57,878,088                     | ..          | 126,594,446   |
| ystem—                           |                         |                                |                                | 1,127,754   |               |
|                                  |                         |                                |                                | 1,546,340   |               |
|                                  |                         |                                |                                | 5,066,540   |               |
|                                  |                         |                                |                                | 24,917,760  |               |
|                                  |                         |                                |                                | 64,046,639  |               |
|                                  |                         |                                |                                | 15,831,604  | 112,536,637   |
|                                  |                         |                                |                                | 100,303     |               |
|                                  |                         |                                |                                | 1,338,437   |               |
|                                  |                         |                                |                                | 1,534,965   |               |
|                                  |                         |                                |                                | 5,941,701   |               |
| higher voltage                   |                         |                                |                                | 38,267,875  |               |
|                                  |                         |                                |                                | 44,032,558  | 91,215,839    |
| ns system                        |                         |                                |                                |             | 3,543,638     |
| stem                             |                         |                                |                                |             | 7,307,869     |
| land, and buildings              |                         |                                |                                |             | 3,324,058     |
| l completed works                |                         |                                |                                |             | 845,147,584   |
| <i>Works Under Construction</i>  |                         |                                |                                |             |               |
| stations—                        | 124,642,461             | 2,469,380                      | 5,469,057                      | 132,580,898 |               |
|                                  |                         |                                | 76,423                         | 76,423      |               |
| ontrol                           | 1,294,856               |                                |                                | 1,294,856   |               |
| aki                              | 28,646,820              |                                |                                | 28,646,820  |               |
| ns                               | 49,440                  | 81,495                         | 105,156                        | 236,091     |               |
|                                  | 154,633,577             | 2,550,875                      | 5,650,636                      | ..          | 162,835,088   |
| ns—                              | Fuel Handling Equipment |                                |                                |             |               |
| uth                              | 587,263                 | 18,354,763                     | 14,841,188                     | 33,783,214  |               |
|                                  |                         | 188,216                        |                                | 188,216     |               |
|                                  | 587,263                 | 18,542,979                     | 14,841,188                     | ..          | 33,971,430    |
| system—                          |                         |                                |                                | 25,431      |               |
|                                  |                         |                                |                                | 125,680     |               |
|                                  |                         |                                |                                | 152,597     |               |
|                                  |                         |                                |                                | 2,804,040   |               |
|                                  |                         |                                |                                | 16,215,430  | 19,323,178    |
|                                  |                         |                                |                                | 244,198     |               |
|                                  |                         |                                |                                | 33,168      |               |
|                                  |                         |                                |                                | 625,962     |               |
| and higher voltage               |                         |                                |                                | 3,286,519   |               |
|                                  |                         |                                |                                | 5,315,615   | 9,505,462     |
| ns system                        |                         |                                |                                |             | 426,257       |
| ystem                            |                         |                                |                                |             | 29,518        |
| land, and buildings              |                         |                                |                                |             | 3,083,602     |
| vestigations of other schemes    |                         |                                |                                |             | 17,283,342    |
| l works under construction       |                         |                                |                                |             | 246,457,877   |
| ehicles, and tools               |                         |                                |                                |             | 3,906,914     |
| erials                           |                         |                                |                                |             | 15,205,101    |
| al capital outlay                |                         |                                |                                |             | 1,110,717,476 |

TABLE VI—STATISTICS OF GENERATING PLANTS, SYSTEM VOLTAGES, ROUTE-MILES OF LINES, DISTRIBUTION SUBSTATIONS, ETC., FOR THE YEAR ENDED 31 MARCH 1972

| No. | Supply Authorities                              | Source of Supply <sup>1</sup> | Year When Supply Commenced | Capacity of Generating Plant |         |                      |                | Static Head, in Feet | Voltage                   |   |                                 | Distribution Substations |           | Route-miles of Lines |
|-----|---|-------------------------------|----------------------------|------------------------------|---------|----------------------|----------------|----------------------|---------------------------|---|---------------------------------|--------------------------|-----------|----------------------|
|     |   |                               |                            | Water                        | Steam   | Oil/Gas              | Total Capacity |                      | Generation                | Transmission                            | Distribution <sup>2</sup>       | Number                   | kVA       |                      |
| 1   | New Zealand Electricity Department <sup>3</sup> |                               |                            |                              |         |                      |                |                      |                           |   |                                 |                          |           |                      |
|     | North Island                                    | G.                            | 1921                       | kW                           | kW      | kW                   | kW             | ..                   | 14,400<br>11,000<br>6,600 | 500,000<br>220,000<br>110,000<br>50,000 | 33,000; 11,000; 3,300           | 233                      | 127,510   | 3,867                |
|     | Arapuni   | ..                            | ..                         | ..                           | ..      | ..                   | ..             | 175                  | ..                        | ..                                      | ..                              | ..                       | ..        | ..                   |
|     | Aratiatia                                       | ..                            | ..                         | 157,800                      | ..      | ..                   | ..             | 110                  | ..                        | ..                                      | ..                              | ..                       | ..        | ..                   |
|     | Atamuri   | ..                            | ..                         | 90,000                       | ..      | ..                   | ..             | 81                   | ..                        | ..                                      | ..                              | ..                       | ..        | ..                   |
|     | Kaipiro   | ..                            | ..                         | 84,000                       | ..      | ..                   | ..             | 100                  | ..                        | ..                                      | ..                              | ..                       | ..        | ..                   |
|     | Mangahao  | ..                            | ..                         | 90,000                       | ..      | ..                   | ..             | 896                  | ..                        | ..                                      | ..                              | ..                       | ..        | ..                   |
|     | Maraetai  | ..                            | ..                         | 19,200                       | ..      | ..                   | ..             | 200                  | ..                        | ..                                      | ..                              | ..                       | ..        | ..                   |
|     | Marsden   | ..                            | ..                         | 360,000                      | 240,000 | ..                   | ..             | 200                  | ..                        | ..                                      | ..                              | ..                       | ..        | ..                   |
|     | Matahitia                                       | ..                            | ..                         | 72,000                       | ..      | ..                   | ..             | 115                  | ..                        | ..                                      | ..                              | ..                       | ..        | ..                   |
|     | Meremere  | ..                            | ..                         | 112,000                      | 210,000 | 180,000 <sup>4</sup> | ..             | 676; 433; 370        | ..                        | ..                                      | ..                              | ..                       | ..        | ..                   |
|     | Ohakuri   | ..                            | ..                         | 124,000                      | ..      | ..                   | ..             | 53                   | ..                        | ..                                      | ..                              | ..                       | ..        | ..                   |
|     | Orapuhu   | ..                            | ..                         | 51,000                       | ..      | ..                   | ..             | 124                  | ..                        | ..                                      | ..                              | ..                       | ..        | ..                   |
|     | Waikarenoana                                    | ..                            | ..                         | 100,000                      | ..      | ..                   | ..             | ..                   | 16,000                    | 500,000                                 | 33,000; 11,000; 6,600           | 6,456                    | 540,501   | 7,528                |
|     | Waipapa   | ..                            | ..                         | ..                           | 192,420 | ..                   | ..             | ..                   | 13,800                    | 220,000                                 | ..                              | ..                       | ..        | ..                   |
|     | Wairakei  | ..                            | ..                         | ..                           | ..      | ..                   | ..             | ..                   | 11,000                    | 110,000                                 | ..                              | ..                       | ..        | ..                   |
|     | Whakamaru                                       | ..                            | ..                         | ..                           | ..      | ..                   | ..             | ..                   | 6,600                     | 66,000                                  | ..                              | ..                       | ..        | ..                   |
|     | Whakamaru                                       | ..                            | ..                         | ..                           | ..      | ..                   | ..             | ..                   | 3,300                     | ..                                      | ..                              | ..                       | ..        | ..                   |
| 2   | South Island                                    | G.                            | 1915                       | ..                           | ..      | ..                   | 2,010,960      | ..                   | ..                        | ..                                      | ..                              | ..                       | ..        | ..                   |
|     | Arnold  | ..                            | ..                         | ..                           | ..      | ..                   | ..             | 42                   | ..                        | ..                                      | ..                              | ..                       | ..        | ..                   |
|     | Avenore   | ..                            | ..                         | 3,060                        | ..      | ..                   | ..             | 122                  | ..                        | ..                                      | ..                              | ..                       | ..        | ..                   |
|     | Blenmore  | ..                            | ..                         | 220,000                      | ..      | ..                   | ..             | 302                  | ..                        | ..                                      | ..                              | ..                       | ..        | ..                   |
|     | Cobd  | ..                            | ..                         | 540,000                      | ..      | ..                   | ..             | 1,950                | ..                        | ..                                      | ..                              | ..                       | ..        | ..                   |
|     | Clontarf  | ..                            | ..                         | 32,000                       | ..      | ..                   | ..             | 490                  | ..                        | ..                                      | ..                              | ..                       | ..        | ..                   |
|     | Highbank  | ..                            | ..                         | 34,500                       | ..      | ..                   | ..             | 330                  | ..                        | ..                                      | ..                              | ..                       | ..        | ..                   |
|     | Manapouri                                       | ..                            | ..                         | 25,200                       | ..      | ..                   | ..             | 580                  | ..                        | ..                                      | ..                              | ..                       | ..        | ..                   |
|     | Manapouri                                       | ..                            | ..                         | 700,000                      | ..      | ..                   | ..             | 154                  | ..                        | ..                                      | ..                              | ..                       | ..        | ..                   |
|     | Manapouri                                       | ..                            | ..                         | 6,000                        | ..      | ..                   | ..             | 150                  | ..                        | ..                                      | ..                              | ..                       | ..        | ..                   |
|     | Roxburgh  | ..                            | ..                         | 320,000                      | ..      | ..                   | ..             | 100                  | ..                        | ..                                      | ..                              | ..                       | ..        | ..                   |
|     | Takapu  | ..                            | ..                         | 25,200                       | ..      | ..                   | ..             | 70                   | ..                        | ..                                      | ..                              | ..                       | ..        | ..                   |
|     | Waitaki   | ..                            | ..                         | 105,000                      | ..      | ..                   | ..             | ..                   | ..                        | ..                                      | ..                              | ..                       | ..        | ..                   |
|     | Waitaki   | ..                            | ..                         | 3,270,960                    | 642,420 | 180,000              | 4,093,380      | ..                   | ..                        | ..                                      | ..                              | 6,689                    | 668,011   | 11,395               |
| 3   | Amethyst  | I. & G.                       | 1964                       | ..                           | ..      | ..                   | ..             | 160; 99              | 3,300; 415                | ..                                      | 11,000                          | 165                      | 5,106     | 128                  |
| 4   | Ashburton                                       | I. & G.                       | 1923                       | 566                          | ..      | ..                   | 566            | ..                   | ..                        | ..                                      | 33,000; 11,000                  | 2,373                    | 76,395    | 1,653                |
| 5   | Auckland  | G.                            | 1908                       | ..                           | ..      | ..                   | ..             | ..                   | ..                        | ..                                      | 110,000; 33,000; 22,000; 11,000 | 3,728                    | 1,081,572 | 3,308                |
| 6   | Bay of Islands                                  | G.                            | 1939                       | ..                           | ..      | ..                   | ..             | ..                   | ..                        | ..                                      | 33,000; 11,000; 6,350           | 2,442                    | 56,781    | 2,729                |
| 7   | Bay of Plenty                                   | G.                            | 1928                       | ..                           | ..      | ..                   | ..             | ..                   | ..                        | ..                                      | 33,000; 11,000                  | 1,508                    | 73,127    | 974                  |
| 8   | Buller  | G.                            | 1949                       | 200                          | ..      | 281                  | 481            | 430                  | 3,300; 420                | ..                                      | 11,000                          | 239                      | 11,178    | 384                  |
| 9   | Cambridge                                       | G.                            | 1921                       | ..                           | ..      | ..                   | ..             | ..                   | ..                        | ..                                      | 11,000; 3,300                   | 430                      | 19,657    | 571                  |
| 10  | Central Otago                                   | G.                            | 1963                       | ..                           | ..      | ..                   | ..             | ..                   | ..                        | ..                                      | 33,000; 11,000                  | 2,897                    | 123,125   | 1,929                |
| 11  | Central Hawke's Bay                             | G.                            | 1925                       | ..                           | ..      | ..                   | ..             | ..                   | ..                        | ..                                      | 33,000; 11,000; 6,600           | 1,186                    | 41,770    | 1,224                |
| 12  | Central Waikato                                 | G.                            | 1921                       | ..                           | ..      | ..                   | ..             | ..                   | ..                        | ..                                      | 33,000; 11,000                  | 1,955                    | 130,131   | 2,786                |
| 13  | Dannevirke                                      | G.                            | 1925                       | ..                           | ..      | ..                   | ..             | ..                   | ..                        | ..                                      | 11,000; 6,600                   | 945                      | 29,965    | 601                  |
| 14  | Egmont  | G.                            | 1963                       | 315                          | ..      | ..                   | 315            | 50                   | 6,600                     | ..                                      | 33,000; 11,000                  | 1,262                    | 56,418    | 872                  |
| 15  | Franklin  | G.                            | 1925                       | ..                           | ..      | ..                   | ..             | 375                  | ..                        | ..                                      | 33,000; 11,000                  | 1,275                    | 59,923    | 1,199                |
| 16  | Golden Bay                                      | G.                            | 1929                       | 250                          | ..      | ..                   | 250            | ..                   | 400                       | ..                                      | 33,000; 11,000; 6,600           | 399                      | 14,277    | 1,344                |
| 17  | Grey  | G.                            | 1926                       | ..                           | ..      | ..                   | ..             | ..                   | ..                        | ..                                      | 11,000                          | 465                      | 28,949    | 528                  |

(For notes see page 6.)

| No. | Supply Authorities  | Source of Supply <sup>1</sup> | Year When Supply Commenced | Capacity of Generating Plant |       |         |                | Static Head, in Feet               | Generation                   | Transmission        | Voltage                              |        | Distribution Substations |        | Route-miles of Lines |
|-----|---------------------|-------------------------------|----------------------------|------------------------------|-------|---------|----------------|------------------------------------|------------------------------|---------------------|--------------------------------------|--------|--------------------------|--------|----------------------|
|     |                     |                               |                            | Water                        | Steam | Oil/Gas | Total Capacity |                                    |                              |                     | Distribution *                       | Number | kVA                      |        |                      |
| 15  | Hawke's Bay         | G.                            | 1927                       | kW                           | kW    | kW      | kW             | ..                                 | ..                           | ..                  | 33,000; 11,000                       | 2,312  | 155,964                  | 2,321  |                      |
| 16  | Honoumua            | G.                            | 1924                       | ..                           | ..    | ..      | ..             | ..                                 | ..                           | ..                  | 33,000; 11,000; 3,300                | 1,950  | 109,764                  | 1,450  |                      |
| 17  | Hunt Valley         | G.                            | 1924                       | 6,000                        | ..    | ..      | 6,000          | ..                                 | ..                           | ..                  | 33,000; 11,000; 6,600                | 1,969  | 620,769                  | 1,084  |                      |
| 18  | King Country        | G.                            | 1946                       | ..                           | ..    | ..      | ..             | ..                                 | ..                           | ..                  | 33,000; 11,000                       | 1,147  | 39,426                   | 1,384  |                      |
| 19  | Manawatu-Orua       | G.                            | 1924                       | ..                           | ..    | ..      | ..             | ..                                 | ..                           | ..                  | 33,000; 11,000                       | 1,511  | 105,372                  | 1,665  |                      |
| 20  | Manawatu-Orua       | G.                            | 1924                       | ..                           | ..    | ..      | ..             | ..                                 | ..                           | ..                  | 33,000; 11,000                       | 1,511  | 105,372                  | 1,665  |                      |
| 21  | Manabourgh          | G.                            | 1927                       | 1,000                        | ..    | 1,350   | 2,350          | 100                                | 6,600                        | 33,000              | 33,000; 11,000; 6,600                | 3,061  | 68,333                   | 1,058  |                      |
| 22  | North Auckland      | G.                            | 1936                       | ..                           | ..    | ..      | ..             | ..                                 | ..                           | ..                  | 33,000; 11,000                       | 2,061  | 124,497                  | 3,608  |                      |
| 23  | North Canterbury    | G.                            | 1928                       | ..                           | ..    | ..      | ..             | ..                                 | ..                           | ..                  | 33,000; 11,000                       | 2,336  | 73,115                   | 1,824  |                      |
| 24  | Otago               | G.                            | 1926                       | ..                           | ..    | ..      | ..             | ..                                 | ..                           | ..                  | 33,000; 22,000; 11,000; 6,600; 6,350 | 2,522  | 58,789                   | 2,527  |                      |
| 25  | Otago Central       | I. & G.                       | 1923                       | 7,185                        | ..    | ..      | 7,185          | { 1,015; 987; 600; 410; 395; 212 } | 6,600; 3,300; 415; 400       | 33,000              | 33,000; 11,000; 6,600                | 1,128  | 34,979                   | 1,204  |                      |
| 26  | Povey Bay           | G.                            | 1912                       | ..                           | ..    | 980     | 980            | 6,600                              | 6,600                        | ..                  | 50,000; 11,000                       | 1,996  | 109,910                  | 1,505  |                      |
| 27  | South Canterbury    | G.                            | 1925                       | ..                           | ..    | ..      | ..             | ..                                 | ..                           | ..                  | 33,000; 22,000; 11,000; 6,600        | 3,114  | 94,966                   | 2,263  |                      |
| 28  | Taranaki            | G.                            | 1927                       | 4,800                        | ..    | ..      | 4,800          | 300                                | 6,600                        | 33,000              | 33,000; 11,000; 6,600                | 1,494  | 47,094                   | 1,027  |                      |
| 29  | Taranaki            | G.                            | 1925                       | ..                           | ..    | ..      | ..             | ..                                 | ..                           | ..                  | 33,000; 11,000                       | 1,967  | 21,990                   | 1,771  |                      |
| 30  | Tauranga            | G.                            | 1926                       | ..                           | ..    | ..      | ..             | ..                                 | ..                           | ..                  | 50,000; 33,000; 11,000; 6,300        | 1,717  | 98,502                   | 1,917  |                      |
| 31  | Te Awamutu          | G.                            | 1921                       | ..                           | ..    | ..      | ..             | ..                                 | ..                           | ..                  | 11,000                               | 896    | 37,932                   | 599    |                      |
| 32  | Thames Valley       | G.                            | 1921                       | ..                           | ..    | ..      | ..             | ..                                 | ..                           | ..                  | 33,000; 11,000                       | 2,881  | 294,680                  | 3,751  |                      |
| 33  | Waimea              | G.                            | 1933                       | 450                          | ..    | ..      | 450            | 960; 105; 27                       | 3,300; 2,500; 400            | 33,000              | 33,000; 11,000                       | 1,320  | 77,004                   | 2,001  |                      |
| 34  | Wairarapa           | G.                            | 1923                       | 770                          | ..    | ..      | 770            | 429; 290                           | 3,300                        | 3,300               | 33,000; 11,000; 3,300                | 2,145  | 87,694                   | 1,561  |                      |
| 35  | Waikare             | G.                            | 1925                       | 3,400                        | ..    | ..      | 3,400          | 136; 65                            | 3,300; 500; 400              | 33,000              | 33,000; 22,000; 11,000; 6,600        | 615    | 6,729                    | 612    |                      |
| 36  | Waikare             | G.                            | 1923                       | ..                           | ..    | ..      | ..             | ..                                 | ..                           | ..                  | 11,000                               | 521    | 13,204                   | 575    |                      |
| 37  | Waikare             | G.                            | 1926                       | ..                           | ..    | ..      | ..             | ..                                 | ..                           | ..                  | 33,000; 11,000                       | 1,411  | 110,801                  | 1,120  |                      |
| 38  | Waikare             | G.                            | 1926                       | ..                           | ..    | 6,000*  | 6,000          | ..                                 | 11,000                       | ..                  | 33,000; 11,000                       | 4,276  | 372,007                  | 4,528  |                      |
| 39  | Waikare             | G.                            | 1926                       | ..                           | ..    | ..      | ..             | ..                                 | ..                           | ..                  | 33,000; 11,000                       | 1,358  | 42,540                   | 1,225  |                      |
| 40  | Wangamui-Rangitikei | I. & G.                       | 1925                       | 298                          | ..    | ..      | 298            | 380                                | 6,600; 3,300                 | ..                  | 33,000; 22,000; 11,000; 6,600        | 2,618  | 140,226                  | 2,345  |                      |
| 41  | Westland            | I. & G.                       | 1959                       | 2,848                        | ..    | ..      | 2,848          | 283; 250; 109                      | { 6,600; 2,300; 2,200; 400 } | ..                  | 11,000; 6,600                        | 191    | 10,725                   | 176    |                      |
|     |                     |                               | ..                         | 28,002                       | ..    | 8,591   | 36,673         | ..                                 | ..                           | ..                  | ..                                   | 67,005 | 4,705,286                | 64,131 |                      |
| 1   | Christchurch        | G.                            | 1903                       | ..                           | ..    | ..      | ..             | { 715; 186; 166; 110 }             | 6,000; 2,400                 | { 110,000; 33,000 } | 66,000; 11,000; 3,000                | 1,349  | 420,438                  | 2,476  |                      |
| 2   | Dunedin             | I. & G.                       | 1907                       | 65,200                       | ..    | ..      | 65,200         | ..                                 | ..                           | ..                  | 33,000; 11,000; 6,600; 3,300         | 1,904  | 281,115                  | 1,105  |                      |
| 3   | Hamilton            | G.                            | 1913                       | ..                           | ..    | ..      | ..             | ..                                 | ..                           | ..                  | 33,000; 11,000                       | 91     | 47,650                   | 292    |                      |
| 4   | Invercargill        | B.                            | 1914                       | ..                           | ..    | ..      | ..             | ..                                 | ..                           | ..                  | 33,000; 11,000                       | 217    | 59,725                   | 258    |                      |
| 5   | Napier              | B.                            | 1913                       | ..                           | ..    | 400     | 400            | ..                                 | 3,300                        | ..                  | 33,000; 11,000                       | 126    | 41,325                   | 118    |                      |
| 6   | Nelson              | B.                            | 1923                       | ..                           | ..    | ..      | ..             | ..                                 | ..                           | ..                  | 33,000; 11,000                       | 107    | 30,420                   | 96     |                      |
| 7   | New Plymouth        | G.                            | 1906                       | 3,750                        | ..    | ..      | 3,750          | 240                                | 6,600                        | ..                  | 11,000                               | 948    | 93,239                   | 612    |                      |
| 8   | Palmerston North    | B.                            | 1924                       | 2,000                        | ..    | ..      | 2,000          | ..                                 | 3,300                        | ..                  | 33,000; 11,000                       | 225    | 81,200                   | 400    |                      |
| 9   | Tauranga            | I. & G.                       | 1915                       | 3,440                        | ..    | ..      | 3,440          | 110; 80                            | 3,000                        | 50,000              | 50,000; 33,000; 11,000               | 51     | 17,575                   | 99     |                      |
| 10  | Timara              | B.                            | 1908                       | ..                           | ..    | ..      | ..             | ..                                 | ..                           | ..                  | 11,000                               | 109    | 38,900                   | 161    |                      |
| 11  | Wellington          | G.                            | 1888                       | ..                           | ..    | ..      | ..             | ..                                 | ..                           | ..                  | 33,000; 11,000; 3,300                | 473    | 612,090                  | 976    |                      |
| 12  | Whangara            | B.                            | 1915                       | ..                           | ..    | ..      | ..             | ..                                 | ..                           | ..                  | 11,000                               | 135    | 28,505                   | 140    |                      |
|     |                     |                               | ..                         | 72,390                       | 2,400 | ..      | 74,790         | ..                                 | ..                           | ..                  | ..                                   | 5,735  | 1,752,182                | 6,733  |                      |

(For notes see page 6.)

TABLE VI—STATISTICS OF GENERATING PLANTS, SYSTEM VOLTAGES, ROUTE-MILES OF LINES, DISTRIBUTION SUBSTATIONS, ETC., FOR THE YEAR ENDED 31 MARCH 1972—continued

| No. | Supply Authorities                              | Source of Supply <sup>1</sup> | Year When Supply Commenced | Capacity of Generating Plant |         |         |                | Static Head, in Feet | Voltage    |              |                           | Distribution Substations |     | Route-miles of Lines |
|-----|---|-------------------------------|----------------------------|------------------------------|---------|---------|----------------|----------------------|------------|--------------|---------------------------|--------------------------|-----|----------------------|
|     |   |                               |                            | Water                        | Steam   | Oil/Gas | Total Capacity |                      | Generation | Transmission | Distribution <sup>2</sup> | Number                   | kVA |                      |
| 1   | Bluff ..  | B.                            | 1903                       |                              |         |         |                |                      |            |              |                           |                          |     | 20                   |
| 2   | Kaipoi ..                                       | B.                            | 1917                       |                              |         |         |                |                      |            |              |                           |                          |     | 30                   |
| 3   | Lyttelton ..                                    | G.                            | 1917                       |                              |         |         |                |                      |            |              |                           |                          |     | 23                   |
| 4   | Rangiora ..                                     | B.                            | 1919                       |                              |         |         |                |                      |            |              |                           |                          |     | 36                   |
| 5   | Reefton ..                                      | G.                            | 1916                       |                              |         |         |                |                      |            |              |                           |                          |     | 74                   |
| 6   | Taumarunui ..                                   | I. & B.                       | 1924                       | 1,200                        |         |         | 1,200          | 25                   | 3,300      |              |                           |                          |     | 45                   |
| 7   | Tauhara ..                                      | I. & G.                       | 1952                       | 2,500                        |         |         | 2,500          | 102; 80              | 3,300      |              |                           |                          |     | 49                   |
| 8   | Tuakohia ..                                     | B.                            | 1906                       |                              |         |         |                | 130                  | 400        |              |                           |                          |     | 56                   |
| 9   | Thames ..                                       | B.                            | 1914                       | 100                          |         |         | 100            |                      |            |              |                           |                          |     | 47                   |
| 10  | Waikato ..                                      | B.                            | 1913                       |                              |         |         |                |                      |            |              |                           |                          |     | 78                   |
| 11  | Whakatane ..                                    | B.                            | 1922                       |                              |         |         |                |                      |            |              |                           |                          |     | 906                  |
|     |   |                               |                            | 3,800                        |         |         | 3,800          |                      |            |              |                           |                          |     | 115                  |
|     |   |                               |                            |                              |         |         |                |                      |            |              |                           |                          |     | 113                  |
| 1   | Healthcote ..                                   | G.                            | 1914                       |                              |         |         |                |                      |            |              |                           |                          |     | 228                  |
| 2   | Kaikoura ..                                     | B.                            | 1922                       |                              |         |         |                |                      |            |              |                           |                          |     | 228                  |
|     |   |                               |                            |                              |         |         |                |                      |            |              |                           |                          |     | 1,068                |
|     |   |                               |                            |                              |         |         |                |                      |            |              |                           |                          |     | 4,628                |
| 1   | Rotomania ..                                    | G.                            | 1901                       | 6,000                        |         |         | 6,000          | 154                  | 6,600      | 66,000       |                           |                          |     | 1,250                |
| 2   | Southland Electric Power Supply <sup>3</sup> .. | G.                            | 1925                       | 6,000                        |         |         | 6,000          |                      |            |              |                           |                          |     | 6,376                |
|     |   |                               |                            | 6,000                        |         |         | 6,000          |                      |            |              |                           |                          |     | 216,127              |
|     |   |                               |                            | 3,375,232                    | 642,420 | 190,991 | 4,208,643      |                      |            |              |                           |                          |     | 81,677               |
|     | GRAND TOTALS ..                                 |                               |                            |                              |         |         |                |                      |            |              |                           |                          |     | 7,335,449            |
|     |   |                               |                            |                              |         |         |                |                      |            |              |                           |                          |     | 84,461               |

<sup>1</sup>Low tension is 400/250 volts, 50 Hertz a.c. <sup>2</sup>Includes Southland Electric Power Supply.

Notes—<sup>1</sup>G. = Government supply; B = Bulk supply from another supply authority; I. & G. = Independent supply (own generating plant). <sup>2</sup>Gas turbine plant. <sup>3</sup>Also included with New Zealand Electricity Department.

TABLE VI—STATISTICS OF GENERATING PLANTS, SYSTEM VOLTAGES, ROUTE-MILES OF LINES, DISTRIBUTION SUBSTATIONS, ETC., FOR THE YEAR ENDED 31 MARCH 1972—continued

TABLE VII - RESULTS OF GENERATION

| No. | Supply Authorities                              | Maximum Load | Annual Factor | Generated      |               |            | Oil/Gas       | Purchased      | Generated and Purchased | Sold                |               |                | Percentage Non-Productive | Units Sold (Average) Per Head of Population |
|-----|---|--------------|---------------|----------------|---------------|------------|---------------|----------------|-------------------------|---------------------|---------------|----------------|---------------------------|---|
|     |   |              |               | Water          | Steam         | KWh        |               |                |                         | Retail to Consumers |               | Non-productive |                           |   |
|     |   |              |               |                |               |            |               |                |                         | In Bulk for Resale  | Domestic      |                |                           |   |
| 1   | NEW ZEALAND ELECTRICITY DEPARTMENT <sup>3</sup> | 2,955,300    | 57.20         | 12,623,419,410 | 2,118,197,700 | 86,797,300 | 19,380,282    | 14,849,794,692 | 12,013,291,273          | 150,796,130         | 1,391,102,212 | 1,294,605,077  | 6.72                      | ...   |
| 2   | Amethyst  | 1,442        | 46.69         | 3,578,700      | ..            | ..         | 2,334,915     | 5,913,615      | 137,160                 | 2,195,060           | 2,789,120     | 792,975        | 13.72                     | 2,694                                       |
| 3   | Ashburton                                       | 19,243       | 61.77         | ..             | ..            | ..         | 104,331,521   | 104,331,521    | ..                      | 73,990,757          | 24,853,249    | 5,487,515      | 3.98                      | 3,998                                       |
| 4   | Auckland  | 490,223      | 59.32         | ..             | ..            | ..         | 2,186,325,125 | 2,186,325,125  | ..                      | 1,003,171,414       | 1,077,641,378 | 105,512,335    | 4.68                      | 4,505                                       |
| 5   | Bay of Islands                                  | 21,653       | 68.31         | ..             | ..            | ..         | 2,126,139,297 | 2,126,139,297  | ..                      | 64,252,790          | 48,963,470    | 12,923,037     | 10.24                     | 6,704                                       |
| 6   | Bay of Plenty                                   | 45,810       | 68.31         | ..             | ..            | ..         | 266,824,308   | 266,824,308    | 29,592,450              | 60,886,361          | 166,789,147   | 9,546,350      | 4.62                      | ..  |
| 7   | Buller  | 7,131        | 69.71         | 561,635        | 750           | ..         | 38,716,046    | 39,278,491     | ..                      | 10,729,690          | 26,586,517    | 1,962,924      | 5.00                      | ..  |
| 8   | Cambridge                                       | 9,640        | 51.00         | ..             | ..            | ..         | 43,220,730    | 43,220,730     | ..                      | 13,088,507          | 3,777,979     | 5,577,979      | 12.21                     | 3,673                                       |
| 9   | Central Canterbury                              | 50,194       | 53.46         | ..             | ..            | ..         | 244,225,113   | 244,225,113    | 155,921                 | 101,864,406         | 128,286,514   | 13,918,979     | 5.70                      | 6,616                                       |
| 10  | Central Hawke's Bay                             | 63,568       | 54.29         | ..             | ..            | ..         | 50,300,918    | 50,300,918     | 67,530                  | 41,781,790          | 11,436,299    | 5,082,665      | 8.72                      | 4,100                                       |
| 11  | Central Waikato                                 | 10,700       | 53.44         | 1,574,928      | ..            | ..         | 303,124,663   | 303,124,663    | ..                      | 169,095,903         | 109,375,950   | 24,385,280     | 8.11                      | 3,083                                       |
| 12  | Dannevirke                                      | 23,920       | 52.40         | ..             | ..            | ..         | 50,232,538    | 50,232,538     | ..                      | 34,327,216          | 11,683,818    | 4,222,292      | 8.40                      | 3,702                                       |
| 13  | Egmont  | 27,757       | 56.65         | 933,498        | ..            | ..         | 118,694,202   | 118,694,202    | ..                      | 43,743,096          | 10,522,265    | 10,522,265     | 8.62                      | 4,252                                       |
| 14  | Golden Bay                                      | 8,958        | 71.91         | ..             | ..            | ..         | 145,444,534   | 145,444,534    | 316,400                 | 77,600,712          | 52,674,416    | 14,833,005     | 10.23                     | 3,768                                       |
| 15  | Grey  | 27,757       | 56.65         | ..             | ..            | ..         | 50,896,560    | 50,896,560     | ..                      | 8,040,916           | 41,003,852    | 1,469,384      | 3.63                      | 4,685                                       |
| 16  | Hawke's Bay                                     | 10,852       | 54.50         | ..             | ..            | ..         | 51,954,234    | 51,954,234     | ..                      | 26,622,921          | 20,891,929    | 4,735,384      | 8.54                      | 3,030                                       |
| 17  | Horowhenua                                      | 86,417       | 54.59         | ..             | ..            | ..         | 414,418,060   | 414,418,060    | 57,802,500              | 206,234,500         | 126,332,070   | 24,048,990     | 6.74                      | 3,772                                       |
| 18  | Hutt Valley                                     | 46,467       | 45.46         | ..             | ..            | ..         | 189,019,465   | 189,019,465    | ..                      | 118,840,345         | 54,794,916    | 3,383,604      | 8.14                      | 3,774                                       |
| 19  | King Country                                    | 198,172      | 52.87         | ..             | ..            | ..         | 791,429,819   | 791,429,819    | ..                      | 474,389,625         | 277,589,625   | 39,471,465     | 9.98                      | 3,922                                       |
| 20  | Manawatu-Oroua                                  | 23,330       | 57.89         | 30,007,400     | ..            | ..         | 77,540,093    | 77,540,093     | 9,763,977               | 54,133,279          | 22,419,901    | 7,450,250      | 7.52                      | 4,781                                       |
| 21  | Marlborough                                     | 24,471       | 53.10         | ..             | ..            | ..         | 335,628,995   | 335,628,995    | 152,548,200             | 89,015,694          | 80,614,643    | 13,430,250     | 7.35                      | 4,291                                       |
| 22  | North Auckland                                  | 72,665       | 52.58         | ..             | ..            | ..         | 110,468,916   | 110,468,916    | ..                      | 67,954,325          | 33,183,459    | 9,931,132      | 8.99                      | 3,429                                       |
| 23  | North Canterbury                                | 21,772       | 57.76         | 6,453,758      | 6,840         | ..         | 302,397,087   | 302,397,087    | 62,004,141              | 94,183,749          | 133,991,661   | 1,317,526      | 4.73                      | 5,080                                       |
| 24  | Otago Central                                   | 50,403       | 59.51         | ..             | ..            | ..         | 128,056,266   | 128,056,266    | 41,463,500              | 51,221,992          | 26,338,968    | 1,031,806      | 10.43                     | 4,042                                       |
| 25  | Poverty Bay                                     | 24,496       | 57.89         | ..             | ..            | ..         | 124,428,499   | 124,428,499    | ..                      | 69,145,119          | 41,489,643    | 13,783,737     | 11.08                     | 4,293                                       |
| 26  | South Canterbury                                | 24,471       | 53.10         | ..             | ..            | ..         | 90,169,329    | 90,169,329     | 407,800                 | 52,128,059          | 25,249,901    | 12,383,529     | 13.00                     | 4,747                                       |
| 27  | Taranaki  | 19,330       | 51.92         | 17,423,568     | 5,290         | ..         | 153,654,421   | 153,654,421    | ..                      | 99,361,508          | 42,625,426    | 11,667,487     | 7.59                      | 3,144                                       |
| 28  | Tairāngia                                       | 33,682       | 50.72         | ..             | ..            | ..         | 233,446,079   | 233,446,079    | ..                      | 93,648,014          | 44,688,339    | 9,256,606      | 6.26                      | 3,648                                       |
| 29  | Tairāngia                                       | 44,503       | 64.47         | ..             | ..            | ..         | 116,880,923   | 116,880,923    | ..                      | 68,066,254          | 52,990,222    | 13,248,015     | 9.86                      | 4,492                                       |
| 30  | Tairāngia                                       | 6,722        | 57.11         | ..             | ..            | ..         | 33,724,202    | 33,724,202     | ..                      | 21,509,340          | 8,585,549     | 3,519,313      | 10.73                     | 3,662                                       |
| 31  | Tairāngia                                       | 38,612       | 55.99         | ..             | ..            | ..         | 187,064,864   | 187,064,864    | ..                      | 118,438,180         | 55,808,550    | 13,618,124     | 7.25                      | 3,304                                       |
| 32  | Tairāngia                                       | 14,614       | 59.45         | ..             | ..            | ..         | 76,316,242    | 76,316,242     | 14,890                  | 45,229,237          | 26,594,891    | 3,477,924      | 4.56                      | 3,765                                       |
| 33  | Tairāngia                                       | 109,743      | 58.88         | ..             | ..            | ..         | 615,822,223   | 615,822,223    | 94,915,010              | 159,536,727         | 392,299,911   | 98,570,575     | 5.10                      | 7,095                                       |
| 34  | Tairāngia                                       | 43,580       | 58.00         | ..             | ..            | ..         | 214,383,938   | 214,383,938    | 89,083,375              | 95,826,400          | 39,915,179    | 10,550,005     | 7.22                      | 3,416                                       |
| 35  | Tairāngia                                       | 31,982       | 56.15         | ..             | ..            | ..         | 148,383,068   | 148,383,068    | ..                      | 94,412,763          | 44,850,871    | 2,766,558      | 19.35                     | 3,401                                       |
| 36  | Tairāngia                                       | 8,655        | 53.41         | ..             | ..            | ..         | 2,981,295     | 2,981,295      | 4,668,705               | 9,259,560           | 2,269,065     | ..             | ..                        | ..  |
| 37  | Tairāngia                                       | 24,554       | 51.06         | ..             | ..            | ..         | 40,603,760    | 40,603,760     | 18,011,710              | 12,524,956          | 7,704,648     | 2,962,446      | 10.46                     | 3,518                                       |
| 38  | Tairāngia                                       | 181,577      | 52.91         | ..             | ..            | ..         | 108,547,321   | 108,547,321    | 11,472,030              | 59,447,474          | 30,715,722    | 6,912,095      | 7.12                      | 4,174                                       |
| 39  | Tairāngia                                       | 14,798       | 53.91         | ..             | ..            | ..         | 684,256,542   | 684,256,542    | ..                      | 465,343,551         | 169,755,852   | 49,334,339     | 7.21                      | 2,845                                       |
| 40  | Tairāngia                                       | 62,682       | 50.24         | 1,617,600      | ..            | ..         | 72,674,198    | 72,674,198     | ..                      | 41,750,150          | 23,235,600    | 7,698,448      | 10.58                     | 3,769                                       |
| 41  | Westland  | 4,340        | 54.31         | 13,147,200     | ..            | ..         | 276,635,202   | 276,635,202    | 859,180                 | 9,090,952           | 8,916,197     | 1,838,141      | 9.26                      | 2,498                                       |
| 42  | Westland  | ..           | ..            | 147,809,644    | ..            | 188,080    | 7,557,270     | 20,704,470     | 579,397,519             | 4,580,192,393       | 3,679,051,430 | 574,843,156    | 6.11                      | 4,082                                       |

(For notes see page 8.)

West Coast



TABLE VII—RESULTS OF GENERATION, DISTRIBUTION, AND CONSUMPTION FOR THE YEAR ENDED 31 MARCH 1972—continued

| No. | Supply Authorities                           | Maximum Load | Annual Load Factor | Units          |                |             |         |                     |             | Generated and Purchased | In Bulk for Retail | Sold         |                | Percentage Non-productive <sup>1</sup> | Units Sold (Average) <sup>2</sup> per Head of Population |
|-----|--|--------------|--------------------|----------------|----------------|-------------|---------|---------------------|-------------|-------------------------|--------------------|--------------|----------------|--|--|
|     |  |              |                    | Generated      |                |             | Oil/Gas | Retail to Consumers |             |                         |                    | Non-domestic | Non-productive |  |  |
|     |  |              |                    | Water          | Steam          | KWh         |         | Domestic            | KWh         |                         |                    |              |                |  |  |
|     |  |              |                    |                |                |             |         |                     |             |                         |                    |              |                |  |  |
| 1   | Christchurch                                 | 262,644      | 43.02              | 132,871,100    | ..             | ..          | ..      | 992,599,389         | ..          | 641,250,138             | 299,873,088        | 51,476,163   | 3,982          |  |  |
| 2   | Dunedin                                      | 133,700      | 47.91              | ..             | ..             | ..          | ..      | 562,644,280         | ..          | 338,929,887             | 169,567,187        | 34,127,216   | 4,604          |  |  |
| 3   | Hamilton                                     | 72,990       | 49.62              | ..             | ..             | ..          | ..      | 36,487,900          | ..          | 43,965,970              | 48,859,460         | 5,662,520    | 5,75           |  |  |
| 4   | Hawke's Bay                                  | 32,656       | 49.26              | ..             | ..             | ..          | ..      | 141,331,840         | ..          | 85,614,245              | 48,367,624         | 7,369,971    | 3,333          |  |  |
| 5   | Napier                                       | 12,270       | 53.63              | ..             | ..             | ..          | ..      | 57,802,500          | ..          | 27,490,800              | 27,160,425         | 3,143,275    | 4,304          |  |  |
| 6   | Nelson                                       | 14,200       | 55.35              | ..             | ..             | ..          | ..      | 69,083,375          | ..          | 39,931,054              | 23,473,333         | 5,678,988    | 3,988          |  |  |
| 7   | New Plymouth                                 | 35,920       | 57.58              | 17,711,000     | ..             | ..          | ..      | 166,724,258         | ..          | 102,631,617             | 69,524,006         | 14,568,565   | 7,800          |  |  |
| 8   | Palmerston North                             | 37,680       | 45.10              | ..             | 18,246         | ..          | ..      | 152,546,200         | ..          | 100,866,518             | 43,035,498         | 8,664,430    | 3,518          |  |  |
| 9   | Tairāpapa                                    | 8,965        | 47.30              | 24,234,569     | ..             | ..          | ..      | 37,246,969          | 1,027,900   | 15,471,200              | 17,345,124         | 3,402,665    | 9,339          |  |  |
| 10  | Timaru                                       | 17,632       | 55.44              | ..             | ..             | ..          | ..      | 85,873,040          | ..          | 54,155,387              | 27,847,673         | 3,869,980    | 3,998          |  |  |
| 11  | Wellington                                   | 160,543      | 43.42              | ..             | ..             | ..          | ..      | 612,250,128         | ..          | 326,456,920             | 246,675,563        | 39,117,645   | 6,339          |  |  |
| 12  | Whangarei                                    | 15,926       | 44.93              | ..             | ..             | ..          | ..      | 62,652,961          | ..          | 35,288,540              | 23,436,824         | 4,127,597    | 3,603          |  |  |
|     |  |              |                    | 174,816,669    | ..             | 18,246      | ..      | 2,884,648,181       | 1,027,900   | 1,812,052,376           | 1,065,193,805      | 181,209,015  | 5,92*          | 4,161                                  |  |
| 1   | Bluff  | 2,376        | 46.45              | ..             | ..             | ..          | ..      | 9,694,608           | ..          | 4,466,886               | 4,294,409          | 1,001,313    | 2,683          |  |  |
| 2   | Keapoi                                       | 2,740        | 54.48              | ..             | ..             | ..          | ..      | 13,065,700          | ..          | 8,752,080               | 3,302,040          | 1,041,580    | 3,241          |  |  |
| 3   | Lyttelton                                    | 2,960        | 50.01              | ..             | ..             | ..          | ..      | 13,001,970          | ..          | 7,403,421               | 4,563,944          | 1,034,605    | 4,214          |  |  |
| 4   | Rangiora                                     | 4,128        | 49.74              | ..             | ..             | ..          | ..      | 18,035,000          | ..          | 13,314,546              | 3,745,742          | 974,712      | 3,489          |  |  |
| 5   | Riccarton                                    | 9,632        | 48.39              | ..             | ..             | ..          | ..      | 40,941,120          | ..          | 22,856,667              | 17,148,628         | 965,825      | 5,614          |  |  |
| 6   | Taumarunui                                   | 4,423        | 42.18              | 6,682,940      | ..             | ..          | ..      | 16,386,710          | 890         | 8,658,671               | 6,440,652          | 1,286,497    | 3,612          |  |  |
| 7   | Taupe  | 12,474       | 54.56              | 16,979,884     | ..             | ..          | ..      | 59,783,044          | ..          | 31,719,809              | 27,758,785         | 304,370*     | 4,174          |  |  |
| 8   | Te Aroha                                     | 2,788        | 48.08              | ..             | ..             | ..          | ..      | 11,773,820          | ..          | 6,777,582               | 3,930,056          | 1,066,202    | 3,325          |  |  |
| 9   | Thames                                       | 5,705        | 44.84              | ..             | ..             | ..          | ..      | 22,469,700          | ..          | 12,706,991              | 8,398,570          | 1,364,139    | 4,489          |  |  |
| 10  | Wairoa                                       | 4,077        | 50.29              | ..             | ..             | ..          | ..      | 18,011,710          | ..          | 11,787,746              | 4,962,430          | 1,261,534    | 3,057          |  |  |
| 11  | Whakatane                                    | 6,678        | 50.45              | ..             | ..             | ..          | ..      | 29,592,450          | ..          | 19,120,345              | 8,650,521          | 1,821,594    | 3,346          |  |  |
|     |  |              |                    | 23,662,824     | ..             | ..          | ..      | 252,755,832         | 890         | 147,506,804             | 93,125,777         | 12,122,361   | 3,817          |  |  |
| 1   | Heathcote                                    | 7,212        | 49.12              | ..             | ..             | ..          | ..      | 31,115,130          | ..          | 17,278,670              | 12,549,256         | 1,387,204    | 4,858          |  |  |
| 2   | Kaikoura                                     | 1,631        | 64.43              | ..             | ..             | ..          | ..      | 10,362,800          | ..          | 5,755,079               | 3,266,572          | 1,341,149    | 3,281          |  |  |
|     | Sundry Private Plants                        | ..           | ..                 | ..             | ..             | ..          | ..      | 41,477,930          | ..          | 23,033,749              | 15,815,828         | 2,628,353    | 4,370          |  |  |
|     | GOVERNMENT DEPARTMENTS                       | ..           | ..                 | ..             | ..             | ..          | ..      | 16,806,550          | ..          | ..                      | ..                 | ..           | ..             |  |  |
| 1   | Rotorua Electric Supply                      | 39,854       | 48.71              | 33,985,000     | ..             | ..          | ..      | 170,537,304         | 99,247      | 97,557,790              | 56,549,071         | 16,331,096   | 3,122          |  |  |
| 2   | Southland Electric Power Supply <sup>4</sup> | 91,480       | 51.11              | ..             | ..             | ..          | ..      | 410,682,095         | 151,046,448 | 131,830,762             | 98,383,941         | 29,420,944   | 3,410          |  |  |
|     |  | ..           | ..                 | 33,985,000     | ..             | ..          | ..      | 581,219,299         | 151,145,695 | 229,388,552             | 154,933,012        | 45,752,040   | 3,288          |  |  |
|     | GRAND TOTALS                                 | ..           | ..                 | 12,969,703,547 | 15,193,716,423 | 189,003,626 | ..      | 6,811,139,242       | ..          | 6,300,838,123*          | 2,081,739,058      | 13,70*       | 4,516          |  |  |

Units generated per head of total population (provisional), 5,221 kWh. Units generated per head of mean population (provisional), 5,202 kWh. Units sold retail per head of total population (provisional), 4,506 kWh. Units sold retail per head of mean population (provisional), 4,558 kWh. Maximum load for public supply: New Zealand, 2,995,400 kW. Annual load factor: New Zealand, 57.74 percent.

<sup>1</sup>Includes units used free of charge, losses on transmission and distribution, also losses on bulk supply to other electricity supply authorities. <sup>2</sup>Includes Southland Electric Power Supply. <sup>3</sup>Also included with New Zealand Electricity Department. <sup>4</sup>Percentage of units generated and purchased. <sup>5</sup>Percentage of units generated and purchased. <sup>6</sup>Includes Southland Electric Power Supply. <sup>7</sup>Excludes low losses as per not received.

TABLE VIII (PART I)—FINANCIAL RESULTS OF GENERATION, DISTRIBUTION, AND OPERATION FOR THE YEAR ENDED 31 MARCH 1972

| No. | Supply Authorities                              | Revenue                 |                      |                        | Cost of Energy      |               |                              | No.          |                        |                              |                         |               |    |
|-----|---|-------------------------|----------------------|------------------------|---------------------|---------------|------------------------------|--------------|------------------------|------------------------------|-------------------------|---------------|----|
|     |   | Sales of Energy         |                      | Trading Account Profit | Other Sources       | Total         | Generation                   |              |                        |                              |                         |               |    |
|     |   | Retail                  | Wholesale            |                        |                     |               | Operating Costs <sup>2</sup> |              | Management and General | Capital Charges <sup>3</sup> | Total                   |               |    |
| 1   | NEW ZEALAND ELECTRICITY DEPARTMENT <sup>4</sup> | \$ 7,982,315            | \$ 91,151,826        | \$ ..                  | \$ 492,503          | \$ 99,626,644 | \$ 13,378,867                | \$ 4,818,261 | \$ 47,641,609          | \$ 65,898,737                | \$ 166,011              | \$ 66,004,748 | 1  |
| 1   | Amethyst ..                                     | 114,899                 | 577                  | 1,263                  | 7,217               | 123,956       | 6,820                        | 8,895        | 10,791                 | 26,506                       | 19,614                  | 46,120        | 1  |
| 2   | Ashburton ..                                    | 1,326,345               | ..                   | 16,716                 | 42,213              | 1,385,274     | ..                           | ..           | ..                     | ..                           | 729,545                 | 729,545       | 2  |
| 3   | Auckland ..                                     | 25,367,427              | ..                   | 10,378                 | 255,442             | 25,633,247    | ..                           | ..           | ..                     | ..                           | 16,863,800              | 16,863,800    | 3  |
| 4   | Bay of Islands ..                               | 638,275                 | ..                   | 65                     | 30,693              | 1,669,033     | ..                           | ..           | ..                     | ..                           | 834,070 <sup>5</sup>    | 834,070       | 4  |
| 5   | Bay of Plenty ..                                | 2,463,807               | 239,610 <sup>7</sup> | 17,650                 | 33,549              | 2,754,616     | ..                           | ..           | ..                     | ..                           | 1,763,204               | 1,763,204     | 5  |
| 6   | Buller ..                                       | 480,977                 | ..                   | 318                    | 6,853               | 488,148       | 6,463                        | 124          | ..                     | 6,587                        | 264,459                 | 271,046       | 6  |
| 7   | Cambridge ..                                    | 530,976                 | ..                   | 745                    | 4,756               | 536,477       | ..                           | ..           | ..                     | ..                           | 332,172                 | 332,172       | 7  |
| 8   | Central Canterbury ..                           | 3,522,694               | 1,157                | 4,132                  | 18,857              | 3,546,840     | ..                           | ..           | ..                     | ..                           | 1,778,059               | 1,778,059     | 8  |
| 9   | Central Hawke's Bay ..                          | 675,096                 | ..                   | 8,004                  | 8,004               | 683,100       | ..                           | ..           | ..                     | ..                           | 413,055                 | 413,055       | 9  |
| 10  | Central Waikato ..                              | 3,839,808               | .. 810               | 2,029                  | 19,786 <sup>6</sup> | 3,882,433     | ..                           | ..           | ..                     | ..                           | 2,270,765               | 2,270,765     | 10 |
| 11  | Dannevirke ..                                   | 664,792                 | ..                   | 8,784                  | 4,611               | 678,187       | ..                           | ..           | ..                     | ..                           | 381,600                 | 381,600       | 11 |
| 12  | Egmont ..                                       | 1,423,030               | ..                   | 3,517                  | 32,292              | 1,458,839     | 2,323                        | ..           | ..                     | 2,323                        | 835,276                 | 837,599       | 12 |
| 13  | Franklin ..                                     | 1,700,863               | 3,493                | ..                     | 16,910              | 1,711,266     | ..                           | ..           | ..                     | ..                           | 1,034,523               | 1,034,523     | 13 |
| 14  | Golden Bay ..                                   | 421,247                 | ..                   | 1,973                  | 15,118              | 438,338       | 2,166                        | ..           | 400                    | 2,566                        | 318,820                 | 318,820       | 14 |
| 15  | Grey ..   | 725,390                 | ..                   | 2,215                  | 10,407              | 738,012       | ..                           | ..           | ..                     | ..                           | 394,458                 | 394,458       | 15 |
| 16  | Hawke's Bay ..                                  | 4,315,784               | 447,521              | 9,912                  | 26,789              | 4,800,006     | ..                           | ..           | ..                     | ..                           | 3,113,167               | 3,113,167     | 16 |
| 17  | Horowhenua ..                                   | 2,770,862               | ..                   | 3,438                  | 33,064              | 2,807,364     | ..                           | ..           | ..                     | ..                           | 1,434,780               | 1,434,780     | 17 |
| 18  | Hutt Valley ..                                  | 11,115,009              | ..                   | 10,159                 | 130,179             | 11,255,347    | ..                           | ..           | ..                     | ..                           | 6,481,682 <sup>8</sup>  | 6,481,682     | 18 |
| 19  | King Country ..                                 | 1,064,080               | 116,998              | 2,770                  | 95,747              | 1,279,595     | 31,624                       | 400          | 59,015                 | 91,039                       | 605,328                 | 696,367       | 19 |
| 20  | Manawatu-Oroua ..                               | 2,381,169               | 1,217,038            | 3,815                  | 13,718              | 3,615,740     | ..                           | ..           | ..                     | ..                           | 2,528,156               | 2,528,156     | 20 |
| 21  | Marlborough ..                                  | 1,483,867               | ..                   | 567                    | 58,989              | 1,543,423     | 26,439                       | ..           | ..                     | 26,439                       | 729,743 <sup>9</sup>    | 756,182       | 21 |
| 22  | North Auckland ..                               | 2,831,762               | 580,638              | 21,100                 | 26,456              | 3,459,956     | ..                           | ..           | ..                     | ..                           | 1,945,775               | 1,945,775     | 22 |
| 23  | North Canterbury ..                             | 1,164,116               | 323,233              | 296                    | 22,684              | 1,510,329     | ..                           | ..           | ..                     | ..                           | 894,924                 | 894,924       | 23 |
| 24  | Otago ..  | 1,481,135               | ..                   | 14,458                 | 30,585              | 1,526,178     | ..                           | ..           | ..                     | ..                           | 902,412                 | 902,412       | 24 |
| 25  | Otago Central ..                                | 983,218                 | 1,713                | 16,479                 | 19,269              | 1,020,679     | 28,817                       | 13,032       | 33,313                 | 75,162                       | 322,147                 | 397,309       | 25 |
| 26  | Poverty Bay ..                                  | 2,088,298 <sup>10</sup> | ..                   | 7,873                  | 107,637             | 2,203,808     | 27,785                       | 8,842        | ..                     | 36,627                       | 1,183,834               | 1,220,461     | 26 |
| 27  | South Canterbury ..                             | 2,074,596               | 643,557              | 22,102                 | 15,841              | 2,756,096     | 36,727                       | 1,493        | 761                    | 38,981                       | 1,650,763               | 1,650,763     | 27 |
| 28  | Taranaki ..                                     | 1,452,567               | ..                   | 2,898                  | 22,471              | 1,477,936     | ..                           | ..           | ..                     | ..                           | 749,993 <sup>11</sup>   | 788,974       | 28 |
| 29  | Taranua ..                                      | 501,869                 | ..                   | 2,705                  | 5,008               | 509,582       | ..                           | ..           | ..                     | ..                           | 241,984                 | 241,984       | 29 |
| 30  | Tauranga ..                                     | 2,564,321               | ..                   | ..                     | 14,017              | 2,578,338     | ..                           | ..           | ..                     | ..                           | 1,360,488               | 1,360,488     | 30 |
| 31  | Te Awamutu ..                                   | 862,834                 | 179                  | 993                    | 11,073              | 875,079       | ..                           | ..           | ..                     | ..                           | 528,514                 | 528,514       | 31 |
| 32  | Thames Valley ..                                | 5,952,125               | 287,477              | 23,930                 | 78,806              | 6,342,338     | 3,151                        | 1,000        | ..                     | 4,151                        | 4,115,241               | 4,115,241     | 32 |
| 33  | Waimea ..                                       | 1,767,752               | 525,580              | 5,343                  | 73,777              | 2,372,452     | 26,590                       | 2,089        | ..                     | 11,690                       | 1,543,679               | 1,547,830     | 33 |
| 34  | Wairarapa ..                                    | 2,236,992               | ..                   | 27,705                 | 26,590              | 2,291,287     | 18,261                       | 12,480       | 29,463                 | 60,204                       | 1,105,086 <sup>12</sup> | 1,116,776     | 34 |
| 35  | Waierere ..                                     | 212,006                 | 18,155 <sup>13</sup> | 1,155                  | 8,256               | 239,572       | ..                           | ..           | ..                     | ..                           | 25,042                  | 85,246        | 35 |

(For notes see page 14.)

TABLE VIII (PART I)—FINANCIAL RESULTS OF GENERATION, DISTRIBUTION, AND OPERATION FOR THE YEAR ENDED 31 MARCH 1972—continued

| No. | Supply Authorities      | Revenue         |                              |                        |               | Cost of Energy |                              |                        |                              | No.     |            |                        |
|-----|-------------------------|-----------------|------------------------------|------------------------|---------------|----------------|------------------------------|------------------------|------------------------------|---------|------------|------------------------|
|     |                         | Sales of Energy |                              | Trading Account Profit | Other Sources | Total          | Generation                   |                        |                              |         | Total      |                        |
|     |                         | Retail          | Bulk for Resale <sup>1</sup> |                        |               |                | Operating Costs <sup>1</sup> | Management and General | Capital Charges <sup>2</sup> |         |            | Purchased <sup>1</sup> |
|     |                         | \$              | \$                           | \$                     | \$            | \$             | \$                           | \$                     | \$                           | \$      |            |                        |
| 36  | Wairoa                  | 274,483         | 153,823                      | 11,053                 | 35,384        | 474,743        | ..                           | ..                     | 308,824                      | ..      | 308,824    | 36                     |
| 37  | Waitaki                 | 1,346,336       | 137,531                      | ..                     | 21,261        | 1,505,128      | ..                           | ..                     | 851,896                      | ..      | 851,896    | 37                     |
| 38  | Waitemata               | 9,203,114       | ..                           | ..                     | 57,374        | 9,262,488      | ..                           | ..                     | 5,726,926                    | ..      | 5,726,926  | 38                     |
| 39  | Waitomo                 | 1,014,864       | ..                           | 7,960                  | 11,952        | 1,034,776      | ..                           | ..                     | 538,502                      | ..      | 538,502    | 39                     |
| 40  | Wanganui-Rangitikei     | 3,471,278       | ..                           | 52,933                 | 93,859        | 3,618,070      | ..                           | 743                    | 2,117,120                    | ..      | 2,117,120  | 40                     |
| 41  | Westland                | 327,533         | 3,609                        | 13,411                 | 3,477         | 348,030        | 30,394                       | 20,764                 | 63,480                       | 97,880  | 161,360    | 41                     |
|     |                         | 109,859,596     | 4,702,699                    | 332,840                | 1,540,971     | 116,436,106    | 79,492                       | 154,507                | 69,299,906                   | 496,965 | 69,796,871 |                        |
|     | <b>CITY COUNCILS</b>    |                 |                              |                        |               |                |                              |                        |                              |         |            |                        |
| 1   | Christchurch            | 12,658,553      | ..                           | 40,600                 | 48,914        | 12,748,067     | 173,208                      | 249,199                | 8,635,166                    | 743,314 | 8,635,166  | 1                      |
| 2   | Dunedin                 | 6,712,560       | ..                           | 7,269                  | 162,439       | 6,882,268      | ..                           | ..                     | 2,497,732                    | ..      | 2,497,732  | 2                      |
| 3   | Hamilton                | 1,522,005       | ..                           | ..                     | 926           | 1,522,931      | ..                           | ..                     | 785,868                      | ..      | 785,868    | 3                      |
| 4   | Invercargill            | 1,793,260       | ..                           | ..                     | 91,169        | 1,884,429      | ..                           | ..                     | 1,130,456                    | ..      | 1,130,456  | 4                      |
| 5   | Napier                  | 852,776         | ..                           | 25,413                 | 3,328         | 881,517        | ..                           | ..                     | 447,521                      | ..      | 447,521    | 5                      |
| 6   | Nelson                  | 911,724         | ..                           | ..                     | 11,246        | 922,970        | ..                           | ..                     | 525,580                      | ..      | 525,580    | 6                      |
| 7   | New Plymouth            | 2,182,672       | ..                           | 24,767                 | 10,969        | 2,218,408      | 2,000                        | 4,500                  | 1,167,563                    | 60,850  | 1,228,413  | 7                      |
| 8   | Palmerston North        | 1,839,892       | ..                           | 4,055                  | 11,111        | 1,855,058      | ..                           | ..                     | 1,217,038                    | 176     | 1,217,214  | 8                      |
| 9   | Tauranga                | 390,551         | 4,312                        | ..                     | 13,246        | 408,109        | 14,367                       | 59,717                 | 115,748                      | 123,255 | 239,003    | 9                      |
| 10  | Timaru                  | 1,152,797       | ..                           | 11,102                 | 1,344         | 1,165,243      | ..                           | ..                     | 643,557                      | ..      | 643,557    | 10                     |
| 11  | Wellington              | 8,269,111       | ..                           | 33,205                 | 142,389       | 8,444,705      | ..                           | ..                     | 5,182,675                    | ..      | 5,182,675  | 11                     |
| 12  | Whangarei               | 879,561         | ..                           | 636                    | 520           | 880,717        | ..                           | ..                     | 580,228                      | ..      | 580,228    | 12                     |
|     |                         | 39,165,462      | 4,312                        | 147,047                | 497,601       | 39,814,422     | 189,575                      | 313,416                | 22,929,132                   | 927,595 | 23,856,727 |                        |
|     | <b>BOROUGH COUNCILS</b> |                 |                              |                        |               |                |                              |                        |                              |         |            |                        |
| 1   | Bluff                   | 144,515         | ..                           | 3,219                  | 1,260         | 145,775        | ..                           | ..                     | 85,332                       | ..      | 85,332     | 1                      |
| 2   | Kaipoi                  | 152,271         | ..                           | 1,228                  | 1,152         | 156,642        | ..                           | ..                     | 101,253                      | ..      | 101,253    | 2                      |
| 3   | Lytelton                | 172,284         | ..                           | 1,31                   | 3,422         | 176,934        | ..                           | ..                     | 101,139                      | ..      | 101,139    | 3                      |
| 4   | Rangiora                | 246,959         | ..                           | 131                    | 7,010         | 254,100        | ..                           | ..                     | 142,215                      | ..      | 142,215    | 4                      |
| 5   | Riccarton               | 506,328         | ..                           | ..                     | 2,566         | 508,894        | ..                           | ..                     | 332,068                      | ..      | 332,068    | 5                      |
| 6   | Taumarunui              | 246,462         | 17                           | 1,556                  | 1,071         | 249,106        | ..                           | 18,287                 | 116,997                      | 39,025  | 156,022    | 6                      |
| 7   | Taupo                   | 818,240         | ..                           | 7,189                  | 11,538        | 829,778        | ..                           | 28,140                 | 340,049                      | 44,347  | 384,396    | 7                      |
| 8   | Te Aroha                | 146,537         | ..                           | ..                     | 1,286         | 155,012        | ..                           | ..                     | 103,864                      | ..      | 103,864    | 8                      |
| 9   | Thames                  | 289,045         | ..                           | 464                    | 758           | 290,267        | ..                           | ..                     | 182,898                      | ..      | 182,898    | 9                      |
| 10  | Wairoa                  | 229,636         | ..                           | ..                     | ..            | 229,636        | ..                           | ..                     | 153,823                      | ..      | 153,823    | 10                     |

(For notes see page 14.)

TABLE VIII (PART I)—FINANCIAL RESULTS OF GENERATION, DISTRIBUTION, AND OPERATION FOR THE YEAR ENDED 31 MARCH 1972—continued

| No. | Supply Authorities                        | Revenue         |                              |                        |               |             |                              |                        |                              |            |                          | Cost of Energy |       |                         |             |    | No. |
|-----|---|-----------------|------------------------------|------------------------|---------------|-------------|------------------------------|------------------------|------------------------------|------------|--------------------------|----------------|-------|-------------------------|-------------|----|-----|
|     |   | Sales of Energy |                              | Trading Account Profit | Other Sources | Total       | Operating Costs <sup>1</sup> | Management and General | Capital Charges <sup>2</sup> | Total      | Purchased <sup>1</sup>   | Total          |       |                         |             |    |     |
|     |   | Retail          | Bulk for Resale <sup>1</sup> |                        |               |             |                              |                        |                              |            |                          |                |       |                         |             |    |     |
| 11  | Borough Councils—continued                |                 |                              |                        |               |             |                              |                        |                              |            |                          |                |       |                         |             |    |     |
|     | Whakatane .. .. .                         | \$ 416,653      | \$ ..                        | \$ ..                  | \$ 5,036      | \$ 421,689  | \$ ..                        | \$ ..                  | \$ ..                        | \$ ..      | \$ ..                    | \$ ..          | \$ .. | \$ 239,610 <sup>7</sup> | \$ 239,610  | 11 |     |
|     |   | 3,368,930       | 17                           | 13,787                 | 35,099        | 3,417,833   | 36,173                       | 772                    | 46,427                       | 83,372     | 1,899,248                | 1,982,620      |       |                         |             |    |     |
|     | COUNTY COUNCILS                           |                 |                              |                        |               |             |                              |                        |                              |            |                          |                |       |                         |             |    |     |
| 1   | Heathcote .. .. .                         | 326,572         | ..                           | ..                     | 10,756        | 337,328     | ..                           | ..                     | ..                           | ..         | 246,480                  | 246,480        | 1     |                         | 246,480     | 1  |     |
| 2   | Kaitioura .. .. .                         | 152,583         | ..                           | 3,193                  | 595           | 156,371     | ..                           | ..                     | ..                           | ..         | 79,765                   | 79,765         | 2     |                         | 79,765      | 2  |     |
|     |   | 479,155         | ..                           | 3,193                  | 11,351        | 493,699     | ..                           | ..                     | ..                           | ..         | 326,245                  | 326,245        |       |                         |             |    |     |
|     | GOVERNMENT DEPARTMENTS                    |                 |                              |                        |               |             |                              |                        |                              |            |                          |                |       |                         |             |    |     |
| 1   | Rotorua Electric Supply .. .. .           | 2,191,264       | 1,191                        | ..                     | 56,202        | 2,248,657   | ..                           | ..                     | ..                           | ..         | 1,360,970                | 1,360,970      | 1     |                         | 1,360,970   | 1  |     |
| 2   | Southland Electric Power Supply's .. .. . | ..              | ..                           | ..                     | ..            | ..          | ..                           | ..                     | ..                           | ..         | ..                       | ..             | 2     |                         | ..          | 2  |     |
|     |   | 2,191,264       | 1,191                        | ..                     | 56,202        | 2,248,657   | ..                           | ..                     | ..                           | ..         | 1,360,970                | 1,360,970      |       |                         |             |    |     |
|     | Totals .. .. .                            | 163,046,722     | 95,860,045                   | 496,867                | 2,633,727     | 262,037,361 | 14,102,610                   | 5,088,100              | 48,155,959                   | 67,346,669 | 95,981,512               | 163,328,181    |       |                         | 163,328,181 |    |     |
|     | Less bulk for resale .. .. .              | ..              | 95,860,045                   | ..                     | ..            | 95,860,045  | ..                           | ..                     | ..                           | ..         | 95,860,045               | 95,860,045     |       |                         | 95,860,045  |    |     |
|     | Net revenue and cost .. .. .              | 163,046,722     | ..                           | 496,867                | 2,633,727     | 166,177,316 | 14,102,610                   | 5,088,100              | 48,155,959                   | 67,346,669 | 121,467,146 <sup>7</sup> | 167,468,136    |       |                         | 167,468,136 |    |     |

(For notes see page 14.)

TABLE VIII (PART II)—FINANCIAL RESULTS OF GENERATION, DISTRIBUTION, AND OPERATION FOR THE YEAR ENDED 31 MARCH 1972

| No. | Supply Authorities                              | Cost of Energy Total | Cost of Transmission and Distribution  |                        |                              |               | Total Annual Costs | Net Results—Surplus | Appropriation of Surplus for Capital Works | No. |
|-----|---|----------------------|--|------------------------|------------------------------|---------------|--------------------|---------------------|--|-----|
|     |   |                      | Operation and Maintenance <sup>1</sup> | Management and General | Capital Charges <sup>2</sup> | Total         |                    |                     |  |     |
| 1   | NEW ZEALAND ELECTRICITY DEPARTMENT <sup>4</sup> | \$ 66,004,748        | \$ 6,486,792                           | \$ 4,316,272           | \$ 15,228,278                | \$ 26,031,342 | \$ 92,036,090      | \$ 7,590,554        | 1  |     |
|     | POWER BOARDS                                    |                      |  |                        |                              |               |                    |                     |  |     |
| 1   | Amethyst ..                                     | 46,120               | 28,450                                 | 19,564                 | 23,479                       | 71,493        | 117,613            | 6,343               | 1  |     |
| 2   | Ashburton ..                                    | 729,545              | 135,958                                | 123,575                | 192,099                      | 451,642       | 1,181,187          | 204,087             | 2  |     |
| 3   | Auckland ..                                     | 16,863,800           | 2,909,848                              | 1,769,221              | 4,059,607                    | 8,738,676     | 25,602,476         | 30,771              | 3  |     |
| 4   | Bay of Islands ..                               | 834,070              | 345,760                                | 134,869                | 347,230                      | 827,859       | 1,661,929          | 7,104               | 4  |     |
| 5   | Bay of Plenty ..                                | 1,763,204            | 297,788                                | 271,886                | 427,422                      | 997,096       | 2,760,300          | -5,684              | 5  |     |
| 6   | Buller ..                                       | 271,046              | 68,265                                 | 49,420                 | 65,604                       | 183,289       | 454,335            | 33,813              | 6  |     |
| 7   | Cambridge ..                                    | 332,172              | 56,581                                 | 50,971                 | 19,917                       | 127,469       | 459,641            | 76,828              | 7  |     |
| 8   | Central Canterbury ..                           | 1,778,059            | 185,322                                | 444,589                | 445,975                      | 1,075,886     | 2,853,895          | 692,895             | 8  |     |
| 9   | Central Hawke's Bay ..                          | 413,055              | 79,934                                 | 74,489                 | 67,134                       | 221,557       | 634,612            | 48,488              | 9  |     |
| 10  | Central Waikato ..                              | 2,270,765            | 379,418                                | 388,710                | 572,686                      | 1,340,814     | 3,611,579          | 270,855             | 10   |     |
| 11  | Dannevirke ..                                   | 381,600              | 74,067                                 | 105,263                | 84,564                       | 263,894       | 645,494            | 32,693              | 11   |     |
| 12  | Egmont ..                                       | 837,599              | 272,037                                | 212,555                | 26,987                       | 511,579       | 1,349,178          | 109,661             | 12   |     |
| 13  | Franklin ..                                     | 1,034,523            | 145,084                                | 192,061                | 281,958                      | 619,103       | 1,653,626          | 57,640              | 13   |     |
| 14  | Golden Bay ..                                   | 318,386              | 47,218                                 | 35,516                 | 42,827                       | 125,061       | 443,447            | -5,109              | 14   |     |
| 15  | Grey ..   | 394,458              | 115,925                                | 150,533                | 90,388                       | 356,846       | 751,304            | 27,145              | 15   |     |
| 16  | Hawke's Bay ..                                  | 3,113,167            | 527,271                                | 497,044                | 505,071                      | 1,529,386     | 4,642,553          | 157,453             | 16   |     |
| 17  | Horowhenua ..                                   | 1,434,780            | 327,695                                | 274,975                | 448,690                      | 1,051,360     | 2,486,140          | 321,224             | 17   |     |
| 18  | Hutt Valley ..                                  | 6,481,682            | 1,273,506                              | 1,145,400              | 1,100,308                    | 3,519,214     | 10,000,896         | 1,254,451           | 18   |     |
| 19  | King Country ..                                 | 696,367              | 89,514                                 | 219,277                | 219,277                      | 410,459       | 1,106,826          | 34,957              | 19   |     |
| 20  | Manawatu-Oroua ..                               | 2,528,156            | 393,308                                | 265,746                | 271,944                      | 930,998       | 3,459,154          | 156,586             | 20   |     |
| 21  | Marlborough ..                                  | 756,182              | 242,743                                | 186,828                | 293,809                      | 723,380       | 1,479,562          | 81,220              | 21   |     |
| 22  | North Auckland ..                               | 1,945,775            | 417,076                                | 410,172                | 616,319                      | 1,443,567     | 3,389,342          | 88,278              | 22   |     |
| 23  | North Canterbury ..                             | 894,924              | 205,964                                | 152,718                | 202,626                      | 561,308       | 1,456,232          | 148,355             | 23   |     |
| 24  | Otago ..  | 902,412              | 176,772                                | 121,186                | 249,735                      | 547,693       | 1,450,105          | 49,787              | 24   |     |
| 25  | Otago Central ..                                | 397,309              | 138,642                                | 128,646                | 165,505                      | 432,793       | 830,102            | 150,577             | 25   |     |
| 26  | Poverty Bay ..                                  | 1,220,461            | 338,223                                | 221,322                | 409,629                      | 969,174       | 2,189,635          | 14,173              | 26   |     |
| 27  | South Canterbury ..                             | 1,650,763            | 221,403                                | 217,278                | 365,581                      | 804,262       | 2,455,025          | 301,071             | 27   |     |
| 28  | Taranaki ..                                     | 788,974              | 164,646                                | 155,873                | 203,925                      | 524,444       | 1,313,418          | 164,518             | 28   |     |
| 29  | Taranua ..                                      | 241,984              | 60,944                                 | 71,030                 | 85,866                       | 217,860       | 459,844            | 49,738              | 29   |     |
| 30  | Tauranga ..                                     | 1,360,488            | 538,934                                | 224,024                | 436,499                      | 1,199,457     | 2,559,945          | 18,393              | 30   |     |
| 31  | Te Awamutu ..                                   | 528,514              | 115,652                                | 89,957                 | 118,603                      | 324,212       | 852,726            | 22,353              | 31   |     |
| 32  | Thames Valley ..                                | 4,115,241            | 764,279                                | 509,615                | 794,865                      | 2,068,739     | 6,184,000          | 158,338             | 32   |     |
|     |   | 5,547,840            | 971,504                                | 193,986                | 223,201                      | 688,691       | 2,236,521          | 135,931             | 33   |     |

TABLE VIII (PART II)—FINANCIAL RESULTS OF GENERATION, DISTRIBUTION, AND OPERATION FOR THE YEAR ENDED 31 MARCH 1972—continued

| No. | Supply Authorities            | Cost of Energy Total | Cost of Transmission and Distribution |                        |                  | Total Annual Costs | Net Results—Surplus | Appropriation of Surplus for Capital Works | No. |
|-----|-------------------------------|----------------------|---------------------------------------|------------------------|------------------|--------------------|---------------------|--|-----|
|     |                               |                      | Operation and Maintenance †           | Management and General | Capital Charges* |                    |                     |  |     |
|     | <b>POWER BOARDS—continued</b> |                      |                                       |                        |                  |                    |                     |  |     |
| 36  | Wairoa ..                     | \$ 308,824           | \$ 46,869                             | \$ 46,511              | \$ 40,490        | \$ 133,870         | \$ 32,049           | \$ 33,833                                  | 36  |
| 37  | Waikato ..                    | 851,896              | 106,151                               | 111,086                | 373,670          | 590,907            | 62,325              | 89,435                                     | 37  |
| 38  | Waitemata ..                  | 5,798,141            | 1,304,955                             | 703,628                | 1,893,114        | 3,901,697          | -377,350            | 374,027                                    | 38  |
| 39  | Waitemoa ..                   | 538,502              | 119,714                               | 111,873                | 191,533          | 417,120            | 79,154              | 67,045                                     | 39  |
| 40  | Wanganui-Rangitikei ..        | 2,122,715            | 431,779                               | 361,318                | 530,687          | 1,323,784          | 171,571             | 142,196                                    | 40  |
| 41  | Westland ..                   | 161,360              | 62,729                                | 60,788                 | 37,575           | 161,092            | 25,578              | 13,729                                     | 41  |
|     |                               | 69,796,871           | 13,793,414                            | 10,815,451             | 16,964,585       | 41,573,450         | 5,065,786           | 5,483,106                                  |     |
|     | <b>CITY COUNCILS</b>          |                      |                                       |                        |                  |                    |                     |  |     |
| 1   | Christchurch ..               | 8,635,166            | 1,063,238                             | 1,019,851              | 2,134,884        | 4,217,993          | -105,092            | 624,440                                    | 1   |
| 2   | Dunedin ..                    | 3,241,046            | 969,756                               | 920,748                | 745,023          | 2,635,527          | 1,005,695           | 646,850                                    | 2   |
| 3   | Hamilton ..                   | 785,868              | 90,138                                | 150,903                | 27,064           | 268,105            | 468,958             | 241,162                                    | 3   |
| 4   | Invercargill ..               | 1,130,456            | 273,767                               | 111,032                | 117,320          | 502,119            | 251,854             | 194,969                                    | 4   |
| 5   | Napier ..                     | 447,521              | 100,104                               | 123,779                | 112,406          | 336,289            | 97,707              | 37,469                                     | 5   |
| 6   | Nelson ..                     | 525,580              | 154,356                               | 74,695                 | 64,331           | 293,382            | 104,008             | 74,197                                     | 6   |
| 7   | New Plymouth ..               | 1,228,413            | 361,659                               | 140,590                | 129,049          | 631,298            | 358,697             | 278,863                                    | 7   |
| 8   | Palmerston North ..           | 1,217,214            | 97,805                                | 196,298                | 139,349          | 433,452            | 204,392             | 132,568                                    | 8   |
| 9   | Tauranga ..                   | 299,003              | 30,871                                | 21,552                 | 46,813           | 99,236             | 69,870              | 57,121                                     | 9   |
| 10  | Timaru ..                     | 643,557              | 120,636                               | 100,891                | 93,012           | 314,539            | 207,147             | 139,482                                    | 10  |
| 11  | Wellington ..                 | 5,182,675            | 1,172,139                             | 625,311                | 950,731          | 2,748,181          | 513,849             | 359,191                                    | 11  |
| 12  | Whangarei ..                  | 580,228              | 80,580                                | 66,490                 | 61,134           | 208,204            | 92,285              | 24,213                                     | 12  |
|     |                               | 23,856,727           | 4,515,069                             | 3,552,140              | 4,621,116        | 12,688,325         | 3,269,370           | 2,750,525                                  |     |
|     | <b>BOROUGH COUNCILS</b>       |                      |                                       |                        |                  |                    |                     |  |     |
| 1   | Bluff ..                      | 85,332               | 19,344                                | 21,595                 | 8,709            | 49,648             | 10,795              | 3,654                                      | 1   |
| 2   | Kaipoi ..                     | 101,233              | 3,905                                 | 24,334                 | 12,219           | 40,458             | 14,931              | 13,832                                     | 2   |
| 3   | Lytelton ..                   | 101,139              | 35,423                                | 17,145                 | 12,497           | 65,065             | 10,730              | 7,553                                      | 3   |
| 4   | Rangiora ..                   | 142,215              | 31,328                                | 18,939                 | 16,945           | 67,212             | 44,673              | 23,627                                     | 4   |
| 5   | Riccarton ..                  | 332,068              | 55,838                                | 71,744                 | 34,563           | 162,145            | 14,681              | 11,863                                     | 5   |

(For notes see page 14.)

TABLE VIII (PART II)—FINANCIAL RESULTS OF GENERATION, DISTRIBUTION, AND OPERATION FOR THE YEAR ENDED 31 MARCH 1972—continued

| No. | Supply Authorities                                   | Cost of Energy Total | Cost of Transmission and Distribution    |                        |                              | Total Annual Costs | Net Results—Surplus | Appropriation of Surplus for Capital Works | No. |
|-----|--|----------------------|--|------------------------|------------------------------|--------------------|---------------------|--|-----|
|     |  |                      | Operation and Maintenance <sup>1,4</sup> | Management and General | Capital Charges <sup>3</sup> |                    |                     |  |     |
|     | Borough Councils—continued                           |                      |  |                        |                              |                    |                     |  |     |
| 6   | Taumarunui .. .. .                                   | \$ 156,022           | \$ 22,091                                | \$ 27,471              | \$ 8,691                     | \$ 58,253          | \$ 34,831           | \$ 11,700                                  | 6   |
| 7   | Taupo .. .. .  | 384,396              | 68,841                                   | 125,821                | 168,904                      | 363,566            | 81,816              | 40,731                                     | 7   |
| 8   | Te Aroha .. .. .                                     | 103,864              | 19,488                                   | 11,451                 | 11,686                       | 42,625             | 8,523               | 8,359                                      | 8   |
| 9   | Thames .. .. .                                       | 182,898              | 15,976                                   | 22,496                 | 9,607                        | 48,079             | 59,290              | 11,167                                     | 9   |
| 10  | Wauroa .. .. .                                       | 153,823              | 16,948                                   | 21,679                 | 12,787                       | 51,414             | 24,399              | 11,715                                     | 10  |
| 11  | Whakatane .. .. .                                    | 239,610              | 23,362                                   | 59,381                 | 34,013                       | 116,756            | 65,323              | 28,343                                     | 11  |
|     |  | 1,982,620            | 312,544                                  | 422,056                | 330,621                      | 1,065,221          | 3,047,841           | 172,544                                    |     |
|     | COUNTY COUNCILS                                      |                      |  |                        |                              |                    |                     |  |     |
| 1   | Heathcote .. .. .                                    | 246,480              | 8,776                                    | 41,665                 | 24,481                       | 74,922             | 15,926              | 18,383                                     | 1   |
| 2   | Kaikoura .. .. .                                     | 79,765               | 29,673                                   | 11,069                 | 16,696                       | 57,438             | 19,168              | 4,798                                      | 2   |
|     |  | 326,245              | 38,449                                   | 52,734                 | 41,177                       | 132,360            | 35,094              | 23,181                                     |     |
|     | GOVERNMENT DEPARTMENTS                               |                      |  |                        |                              |                    |                     |  |     |
| 1   | Rotorua Electric Supply .. .. .                      | 1,360,970            | 259,669                                  | 230,175                | 293,302                      | 783,146            | 104,541             | 104,541                                    | 1   |
| 2   | Southland Electric Power Supply <sup>5</sup> .. .. . | .. .. .              | .. .. .                                  | .. .. .                | .. .. .                      | .. .. .            | .. .. .             | .. .. .                                    | 2   |
|     |  | 1,360,970            | 259,669                                  | 230,175                | 293,302                      | 783,146            | 104,541             | 104,541                                    |     |
|     | TOTALS .. .. .                                       | 163,328,181          | 25,405,937                               | 19,388,828             | 37,479,079                   | 82,273,844         | 16,435,337          | 16,124,451                                 |     |
|     | Less bulk for resale .. .. .                         | 95,860,045           | .. .. .                                  | .. .. .                | .. .. .                      | .. .. .            | .. .. .             | .. .. .                                    |     |
|     | Net revenue and cost .. .. .                         | 67,468,136           | 25,405,937                               | 19,388,828             | 37,479,079                   | 82,273,844         | 16,435,337          | .. .. .                                    |     |

Notes—<sup>1</sup>Transactions between supply authorities adjusted to lower figures where rebate is known.

<sup>2</sup>Includes Southland Electric Power Supply.

<sup>3</sup>Included with New Zealand Electricity Department.

<sup>4</sup>Adjustment of \$1,161 increase in revenue will be made.

<sup>5</sup>Purchases from sources other than New Zealand Electricity Department or supply authority.

<sup>6</sup>Actual running costs including fuel, wages, stores, repairs and maintenance.

<sup>7</sup>Includes \$1,101 adjustment from previous year.

<sup>8</sup>Adjustment possibly pending.

<sup>9</sup>Reducible by \$3,106 credit allowable.

<sup>10</sup>Reducible by \$3,151 credit allowable.

<sup>11</sup>For detailed analysis see table IX.

<sup>12</sup>Reducible by \$5,106 credit allowable.

<sup>13</sup>Reducible by \$3,151 credit allowable.

<sup>14</sup>Reducible by \$3,151 credit allowable.

<sup>15</sup>Reducible by \$3,151 credit allowable.

TABLE IX—ANALYSIS OF CAPITAL CHARGES FOR THE YEAR ENDED 31 MARCH 1972

| No. | Supply Authorities                              | Interest      |                               | Sinking Fund and Principal Repayments |                               | Depreciation  |                               | Renewals out of Revenue |                               | Total         |                               | Grand Total   | No. |
|-----|---|---------------|-------------------------------|---------------------------------------|-------------------------------|---------------|-------------------------------|-------------------------|-------------------------------|---------------|-------------------------------|---------------|-----|
|     |   | Generation    | Transmission and Distribution | Generation                            | Transmission and Distribution | Generation    | Transmission and Distribution | Generation              | Transmission and Distribution | Generation    | Transmission and Distribution |               |     |
| 1   | NEW ZEALAND ELECTRICITY DEPARTMENT <sup>1</sup> | \$ 28,715,516 | \$ 9,825,043                  | \$ 5,890,341                          | \$ 2,015,388                  | \$ 13,035,752 | \$ 3,387,847                  | \$ ..                   | \$ ..                         | \$ 47,641,609 | \$ 15,228,278                 | \$ 62,869,887 | 1   |
|     | POWER BOARDS                                    |               |                               |                                       |                               |               |                               |                         |                               |               |                               |               |     |
| 1   | Amethyst  | 4,716         | 10,255                        | 6,075                                 | 13,224                        | ..            | ..                            | ..                      | 82,571                        | 10,791        | 23,479                        | 34,270        | 1   |
| 2   | Ashburton                                       | ..            | 30,128                        | ..                                    | 79,400                        | ..            | ..                            | ..                      | ..                            | ..            | 192,099                       | 192,099       | 2   |
| 3   | Auckland  | ..            | 609,523                       | ..                                    | 2,986,503 <sup>2</sup>        | ..            | 463,481                       | ..                      | ..                            | ..            | 4,059,607                     | 4,059,607     | 3   |
| 4   | Bay of Islands                                  | ..            | 128,944                       | ..                                    | 191,954                       | ..            | ..                            | ..                      | ..                            | ..            | 347,230                       | 347,230       | 4   |
| 5   | Bay of Plenty                                   | ..            | 80,632                        | ..                                    | 143,859 <sup>4</sup>          | ..            | 139,574                       | ..                      | ..                            | ..            | 427,422                       | 427,422       | 5   |
| 6   | Buller  | ..            | 22,450                        | ..                                    | 31,018                        | ..            | 1,138                         | ..                      | 10,998                        | ..            | 65,604                        | 65,604        | 6   |
| 7   | Cambridge                                       | ..            | ..                            | ..                                    | ..                            | ..            | 2,333                         | ..                      | 17,584                        | ..            | 19,917                        | 19,917        | 7   |
| 8   | Central Canterbury                              | ..            | 161,915                       | ..                                    | 191,178                       | ..            | ..                            | ..                      | 92,882                        | ..            | 445,975                       | 445,975       | 8   |
| 9   | Central Hawke's Bay                             | ..            | 17,081                        | ..                                    | 28,272                        | ..            | ..                            | ..                      | 21,781                        | ..            | 67,134                        | 67,134        | 9   |
| 10  | Central Waikato                                 | ..            | 118,419                       | ..                                    | 208,741                       | ..            | ..                            | ..                      | 245,526                       | ..            | 572,686                       | 572,686       | 10  |
| 11  | Dannevirke                                      | ..            | ..                            | ..                                    | ..                            | ..            | ..                            | ..                      | 84,564                        | ..            | 84,564                        | 84,564        | 11  |
| 12  | Egmont  | ..            | 7,624                         | ..                                    | 19,363                        | ..            | ..                            | ..                      | ..                            | ..            | 26,987                        | 26,987        | 12  |
| 13  | Franklin  | ..            | 50,335                        | ..                                    | 123,780                       | ..            | ..                            | ..                      | 107,843                       | ..            | 281,958                       | 281,958       | 13  |
| 14  | Golden Bay                                      | ..            | 9,248                         | ..                                    | 28,855                        | ..            | ..                            | ..                      | 4,224                         | 400           | 42,727                        | 42,727        | 14  |
| 15  | Grey  | ..            | 488                           | ..                                    | 2,358                         | ..            | ..                            | ..                      | 87,942                        | ..            | 90,388                        | 90,388        | 15  |
| 16  | Hawke's Bay                                     | ..            | 135,396                       | ..                                    | 308,902                       | ..            | ..                            | ..                      | 60,773                        | ..            | 505,071                       | 505,071       | 16  |
| 17  | Horowhenua                                      | ..            | 98,033                        | ..                                    | 253,823                       | ..            | ..                            | ..                      | 96,834                        | ..            | 448,690                       | 448,690       | 17  |
| 18  | Hutt Valley                                     | ..            | 314,143                       | ..                                    | 713,816                       | ..            | ..                            | ..                      | 72,349                        | ..            | 1,100,308                     | 1,100,308     | 18  |
| 19  | King Country                                    | ..            | 39,812                        | 14,800                                | 109,844                       | ..            | ..                            | ..                      | 69,621                        | 59,015        | 219,277                       | 219,277       | 19  |
| 20  | Manawatu-Oroua                                  | ..            | 77,369                        | ..                                    | 128,689                       | ..            | ..                            | ..                      | 65,886                        | ..            | 271,944                       | 271,944       | 20  |
| 21  | Marlborough                                     | ..            | 79,341                        | ..                                    | 118,140                       | ..            | ..                            | ..                      | 96,328                        | ..            | 298,809                       | 298,809       | 21  |
| 22  | North Auckland                                  | ..            | 199,998                       | ..                                    | 316,475                       | ..            | ..                            | ..                      | 99,846                        | ..            | 616,319                       | 616,319       | 22  |
| 23  | North Canterbury                                | ..            | 49,302                        | ..                                    | 48,925                        | ..            | ..                            | ..                      | 105,029                       | ..            | 202,626                       | 202,626       | 23  |
| 24  | Otago   | ..            | 48,305                        | ..                                    | 114,386                       | ..            | ..                            | ..                      | 87,044                        | ..            | 249,735                       | 249,735       | 24  |
| 25  | Otago Central                                   | ..            | 47,435                        | 21,293                                | 48,984                        | ..            | ..                            | 2,354                   | 69,086                        | 33,313        | 165,505                       | 198,818       | 25  |
| 26  | Poverty Bay                                     | ..            | 165,681                       | ..                                    | 205,134                       | ..            | 8,926 <sup>5</sup>            | ..                      | 29,888                        | ..            | 409,629                       | 409,629       | 26  |
| 27  | South Canterbury                                | ..            | 99,238                        | ..                                    | 174,807                       | ..            | ..                            | ..                      | 91,536                        | ..            | 365,581                       | 365,581       | 27  |
| 28  | Taranaki  | ..            | 48,807                        | ..                                    | 45,778                        | ..            | ..                            | ..                      | 109,340                       | ..            | 204,686                       | 204,686       | 28  |
| 29  | Taranui   | ..            | 16,293                        | ..                                    | 27,382                        | ..            | 1,000                         | 761                     | 41,211                        | ..            | 85,886                        | 85,886        | 29  |
| 30  | Tauranga  | ..            | 80,752                        | ..                                    | 195,473                       | ..            | 159,985                       | ..                      | 289                           | ..            | 436,499                       | 436,499       | 30  |
| 31  | Te Awamutu                                      | ..            | 11,088                        | ..                                    | 49,618                        | ..            | ..                            | ..                      | 57,897                        | ..            | 118,603                       | 118,603       | 31  |
| 32  | Thames Valley                                   | ..            | 269,224                       | ..                                    | 313,367                       | ..            | ..                            | ..                      | 278,274                       | ..            | 794,865                       | 794,865       | 32  |
| 33  | Waimea  | ..            | 58,285                        | ..                                    | 85,451                        | ..            | 97,166                        | ..                      | 42,299                        | ..            | 223,201                       | 223,201       | 33  |
| 34  | Wairarapa                                       | ..            | 131,095                       | ..                                    | 133,293                       | ..            | ..                            | ..                      | 112,565                       | ..            | 376,863                       | 376,863       | 34  |
| 35  | Waitemata                                       | 15,654        | 10,271                        | 13,809                                | 33,484                        | ..            | ..                            | ..                      | 18,048                        | 29,463        | 61,803                        | 91,266        | 35  |

(For notes see page 17.)



TABLE IX—ANALYSIS OF CAPITAL CHARGES FOR THE YEAR ENDED 31 MARCH 1972—continued

| No. | Supply Authorities     | Interest   |                               | Sinking Fund and Principal Repayments |                               | Depreciation |                               | Renewals out of Revenue |                               | Total      |                               | Grand Total | No. |
|-----|------------------------|------------|-------------------------------|---------------------------------------|-------------------------------|--------------|-------------------------------|-------------------------|-------------------------------|------------|-------------------------------|-------------|-----|
|     |                        | Generation | Transmission and Distribution | Generation                            | Transmission and Distribution | Generation   | Transmission and Distribution | Generation              | Transmission and Distribution | Generation | Transmission and Distribution |             |     |
| 36  | POWER BOARDS—continued | \$         | \$                            | \$                                    | \$                            | \$           | \$                            | \$                      | \$                            | \$         | \$                            | \$          | 36  |
| 37  | Wairoa ..              | ..         | 9,490                         | ..                                    | 21,969                        | ..           | ..                            | ..                      | 9,031                         | ..         | 40,490                        | 40,490      | 36  |
| 38  | Waitaki ..             | ..         | 61,318                        | ..                                    | 137,202                       | ..           | ..                            | ..                      | 175,150                       | ..         | 373,670                       | 373,670     | 37  |
| 39  | Waitemata ..           | ..         | 395,560                       | ..                                    | 1,162,732                     | ..           | ..                            | ..                      | 334,822                       | ..         | 1,893,114                     | 1,893,114   | 38  |
| 40  | Waitemata ..           | ..         | 63,848                        | ..                                    | 96,130                        | ..           | ..                            | ..                      | 31,555                        | ..         | 191,533                       | 191,533     | 39  |
| 41  | Wanganui-Rangitikei .. | ..         | 144,926                       | ..                                    | 266,395                       | ..           | 39,059                        | ..                      | 80,307                        | ..         | 530,687                       | 530,687     | 40  |
| 41  | Westland ..            | 9,840      | 16,586                        | 10,836                                | 20,814                        | 88           | 175                           | ..                      | ..                            | 20,764     | 37,575                        | 58,339      | 41  |
|     |                        | 84,491     | 3,852,638                     | 66,813                                | 9,178,898                     | 88           | 852,837                       | 3,115                   | 3,080,212                     | 154,507    | 16,964,585                    | 17,119,092  |     |
| 1   | CITY COUNCILS          |            |                               |                                       |                               |              |                               |                         |                               |            |                               |             |     |
| 2   | Christchurch ..        | ..         | 280,708                       | ..                                    | 563,560                       | ..           | 1,290,616                     | ..                      | ..                            | ..         | 2,134,884                     | 2,134,884   | 1   |
| 3   | Dunedin ..             | 51,216     | 126,084                       | 79,095                                | 187,827                       | 118,888      | 431,112                       | ..                      | ..                            | 249,199    | 745,023                       | 994,222     | 2   |
| 4   | Hamilton ..            | ..         | 545                           | ..                                    | 7,554                         | ..           | ..                            | ..                      | 18,965                        | ..         | 27,064                        | 27,064      | 3   |
| 5   | Invercargill ..        | ..         | 31,768                        | ..                                    | 47,744                        | ..           | 26,569                        | ..                      | 11,239                        | ..         | 117,320                       | 117,320     | 4   |
| 6   | Napier ..              | ..         | 37,974                        | ..                                    | 18,890                        | ..           | ..                            | ..                      | 55,542                        | ..         | 112,406                       | 112,406     | 5   |
| 7   | Nelson ..              | ..         | 11,636                        | ..                                    | 12,720                        | ..           | 64,331                        | ..                      | ..                            | 4,500      | 64,331                        | 64,331      | 6   |
| 8   | New Plymouth ..        | ..         | ..                            | ..                                    | ..                            | ..           | ..                            | 4,500                   | ..                            | ..         | 129,049                       | 133,549     | 7   |
| 9   | Palmerston North ..    | ..         | 284                           | 4,534                                 | ..                            | ..           | ..                            | ..                      | ..                            | ..         | 139,349                       | 139,349     | 8   |
| 10  | Tauranga ..            | 51,982     | 7,604                         | ..                                    | 15,078                        | ..           | 70,330                        | 3,201                   | ..                            | 59,717     | 46,813                        | 106,530     | 9   |
| 11  | Timaru ..              | ..         | 323,953                       | ..                                    | 278,863                       | ..           | 347,915                       | ..                      | ..                            | ..         | 93,012                        | 93,012      | 10  |
| 12  | Wellington ..          | ..         | 289                           | ..                                    | 6,800                         | ..           | 19,029                        | ..                      | 35,016                        | ..         | 61,134                        | 61,134      | 11  |
|     | Whangarei ..           | 103,198    | 820,845                       | 83,629                                | 1,139,476                     | 118,888      | 2,249,902                     | 7,701                   | 410,893                       | 313,416    | 4,621,116                     | 4,934,532   | 12  |
| 1   | BOROUGH COUNCILS       |            |                               |                                       |                               |              |                               |                         |                               |            |                               |             |     |
| 2   | Bluff ..               | ..         | 150                           | ..                                    | 727                           | ..           | ..                            | ..                      | 7,832                         | ..         | 8,709                         | 8,709       | 1   |
| 3   | Kaipoi ..              | ..         | 302                           | ..                                    | 901                           | ..           | 400                           | ..                      | 10,616                        | ..         | 12,219                        | 12,219      | 2   |
| 4   | Lytelton ..            | ..         | ..                            | ..                                    | ..                            | ..           | ..                            | ..                      | 12,497                        | ..         | 12,497                        | 12,497      | 3   |
| 5   | Rangiora ..            | ..         | 4,659                         | ..                                    | 10,610                        | ..           | ..                            | ..                      | 1,676                         | ..         | 16,945                        | 16,945      | 4   |
| 6   | Riccarton ..           | ..         | 6,555                         | ..                                    | 10,335                        | ..           | ..                            | ..                      | 17,673                        | ..         | 34,563                        | 34,563      | 5   |
| 7   | Taumarunui ..          | 10,133     | 62,447                        | 8,154                                 | 97,260                        | ..           | 6,695                         | ..                      | 1,996                         | 18,287     | 8,691                         | 26,978      | 6   |
| 8   | Taupo ..               | 13,513     | ..                            | 14,627                                | ..                            | ..           | ..                            | ..                      | 9,197                         | 28,140     | 168,904                       | 197,044     | 7   |
| 9   | Tc Aroha ..            | ..         | ..                            | ..                                    | 1,054                         | ..           | ..                            | ..                      | 8,290                         | ..         | 9,607                         | 11,686      | 8   |
| 10  | Thames ..              | ..         | ..                            | ..                                    | ..                            | ..           | ..                            | ..                      | 12,787                        | ..         | 12,787                        | 12,787      | 9   |
|     | Wairoa ..              | ..         | ..                            | ..                                    | ..                            | ..           | ..                            | ..                      | ..                            | ..         | ..                            | ..          | 10  |

(For notes see page 17.)

TABLE IX—ANALYSIS OF CAPITAL CHARGES FOR THE YEAR ENDED 31 MARCH 1972—continued

| No. | Supply Authorities                                   | Interest   |                               | Sinking Fund and Principal Repayments |                               | Depreciation |                               | Renewals out of Revenue |                               | Total      |                               | Grand Total | No. |
|-----|--|------------|-------------------------------|---------------------------------------|-------------------------------|--------------|-------------------------------|-------------------------|-------------------------------|------------|-------------------------------|-------------|-----|
|     |  | Generation | Transmission and Distribution | Generation                            | Transmission and Distribution | Generation   | Transmission and Distribution | Generation              | Transmission and Distribution | Generation | Transmission and Distribution |             |     |
| 11  | Borough Councils—continued                           |            |                               |                                       |                               |              |                               |                         |                               |            |                               |             |     |
|     | Whakatane .. .. .                                    | \$ ..      | \$ 7,963                      | \$ ..                                 | \$ 10,933                     | \$ ..        | \$ ..                         | \$ ..                   | \$ 15,117                     | \$ ..      | \$ 34,013                     | \$ 34,013   | 11  |
|     |  | 23,646     | 82,339                        | 22,781                                | 131,820                       | ..           | 7,095                         | ..                      | 109,367                       | 46,427     | 330,621                       | 377,048     |     |
|     | County Councils                                      |            |                               |                                       |                               |              |                               |                         |                               |            |                               |             |     |
| 1   | Heathcote .. .. .                                    | ..         | 2,373                         | ..                                    | 3,590                         | ..           | ..                            | ..                      | 18,518                        | ..         | 24,481                        | 24,481      | 1   |
| 2   | Kaikoura .. .. .                                     | ..         | 2,931                         | ..                                    | 8,967                         | ..           | ..                            | ..                      | 4,798                         | ..         | 16,696                        | 16,696      | 2   |
|     |  | ..         | 5,304                         | ..                                    | 12,557                        | ..           | ..                            | ..                      | 23,316                        | ..         | 41,177                        | 41,177      |     |
|     | Government Departments                               |            |                               |                                       |                               |              |                               |                         |                               |            |                               |             |     |
| 1   | Rotorua Electric Supply .. .. .                      | ..         | 110,313                       | ..                                    | ..                            | ..           | 180,833                       | ..                      | 2,156                         | ..         | 293,302                       | 293,302     | 1   |
| 2   | Southland Electric Power Supply <sup>2</sup> .. .. . | ..         | ..                            | ..                                    | ..                            | ..           | ..                            | ..                      | ..                            | ..         | ..                            | ..          | 2   |
|     |  | ..         | 110,313                       | ..                                    | ..                            | ..           | 180,833                       | ..                      | 2,156                         | ..         | 293,302                       | 293,302     |     |
|     | GRAND TOTALS .. .. .                                 | 28,926,851 | 14,696,482                    | 6,063,564                             | 12,478,139                    | 13,154,728   | 6,678,514                     | 10,816                  | 3,625,944                     | 48,155,959 | 37,479,079                    | 85,635,038  |     |

<sup>1</sup>Included with New Zealand Electricity Department.

<sup>2</sup>Includes provision for future capital expenditure.

<sup>3</sup>Includes loan equalising funding.

<sup>4</sup>Includes

<sup>5</sup>Includes Southland Electric Power Supply stock written-off.

TABLE X (PART I)—ANALYSIS OF LIABILITIES AND RESERVES FOR THE YEAR ENDED 31 MARCH 1972

| No. | Supply Authorities                  | Liabilities              |                          |                    |                               |  |                                  | Reserves                                       |                      |                      |                             |                                    |    | Total | No. |
|-----|-------------------------------------|--------------------------|--------------------------|--------------------|-------------------------------|--|----------------------------------|--|----------------------|----------------------|-----------------------------|------------------------------------|----|-------|-----|
|     |                                     | Public Debt              |                          |                    | Sundry Creditors              | Loans Repaid Reserve                     | Capital Expenditure from Revenue | Sinking Fund Reserve for Future Loan Repayment | Depreciation Reserve | Renewal Fund Reserve | General and Other Reserves* | Net Appropriation Account Surplus* |    |       |     |
|     |                                     | Loans Raised During Year | Loans Repaid During Year |                    |                               |  |                                  |  |                      |                      |                             |                                    |    |       |     |
|     |                                     |                          | Loans Raised During Year | From Renewal Loans | From Revenue and Sinking Fund | Gross Loan Liability as at 31 March 1972 | \$                               | \$   | \$                   | \$                   | \$                          | \$                                 | \$ |       |     |
| 1   | NEW ZEALAND ELECTRICITY DEPARTMENT* | 57,945,913               | 9,140,976*               | 800,273,960        | 7,065,403                     | 79,292                                   | 186,028                          | 36,576   | 150,496,012          | 166,643,531          | 1,132,478,906               | 1                                  |    |       |     |
| 2   | Power Boards                        | 100,000                  | 26,442                   | 396,664            | 237,224                       | 2,258,256                                | 1,426,081                        | 43,836   | 43,836               | 1,089                | 699,659                     | 2                                  |    |       |     |
| 3   | Ashburton                           | 80,000                   | 79,400                   | 555,600            | 3,464,285                     | 26,213,753                               | 8,798,648                        | ..   | 6,548,732            | 49,011               | 5,130,590                   | 3                                  |    |       |     |
| 4   | Auckland                            | 1,592,200                | 1,586,603                | 10,870,957         | 230,821                       | 2,844,282                                | 2,113,121                        | 53,753   | ..                   | 3,170,404            | 60,525,409                  | 4                                  |    |       |     |
| 5   | Bay of Islands                      | 345,400                  | 187,527                  | 2,554,525          | 558,618                       | 1,355,305                                | 2,113,121                        | 152,477  | 156,663              | 181,405              | 6,654,148                   | 5                                  |    |       |     |
| 6   | Bay of Plenty                       | 349,940                  | 101,447                  | 1,708,825          | 558,618                       | 1,355,305                                | 2,113,121                        | 152,477  | 156,663              | 31,511               | 6,495,154                   | 6                                  |    |       |     |
| 7   | Buller                              | ..                       | 21,988                   | 412,187            | 84,299                        | 259,010                                  | 517,080                          | 68,313   | 39,960               | 3,714                | 1,505,649                   | 7                                  |    |       |     |
| 8   | Cambridge                           | ..                       | 213,057                  | 2,841,300          | 576,724                       | 2,268,559                                | 7,474                            | 64,648   | 37,097               | 92,329               | 1,210,738                   | 8                                  |    |       |     |
| 9   | Central Canterbury                  | 301,060                  | 329,572                  | 118,298            | 118,298                       | 2,697,828                                | 2,697,828                        | 635,185  | 50,453               | 443,508              | 9,615,128                   | 9                                  |    |       |     |
| 10  | Central Hawke's Bay                 | 260,000                  | 208,741                  | 2,209,678          | 744,093                       | 4,222,357                                | 2,610,783                        | ..   | 215,165              | 132,234              | 2,404,243                   | 10                                 |    |       |     |
| 11  | Central Waikato                     | ..                       | ..                       | ..                 | ..                            | ..                                       | ..                               | ..   | ..                   | ..                   | 10,805,373                  | 11                                 |    |       |     |
| 12  | Dannevirke                          | ..                       | 11,429                   | 136,980            | 134,066                       | 635,237                                  | 1,060,131                        | 27,336   | 76,709               | 36,218               | 2,041,503                   | 12                                 |    |       |     |
| 13  | Egmont                              | ..                       | 123,780                  | 985,420            | 243,533                       | 915,520                                  | 2,313,783                        | 182,139  | 182,139              | 166,141              | 3,987,605                   | 13                                 |    |       |     |
| 14  | Franklin                            | ..                       | 26,855                   | 157,106            | 88,106                        | 2,404,494                                | 1,365,675                        | 40,017   | 11,021               | 295,604              | 6,022,917                   | 14                                 |    |       |     |
| 15  | Golden Bay                          | ..                       | 2,358                    | 11,274             | 278,953                       | 575,084                                  | 1,357,480                        | ..   | 440,365              | 5,600                | 1,068,052                   | 15                                 |    |       |     |
| 16  | Grev                                | ..                       | ..                       | ..                 | ..                            | ..                                       | ..                               | ..   | ..                   | ..                   | 2,765,271                   | 16                                 |    |       |     |
| 17  | Hawke's Bay                         | 430,000                  | 286,502                  | 2,563,084          | 971,943                       | 4,544,307                                | 2,607,664                        | 299,651  | 70,497               | 309,337              | 11,764,888                  | 17                                 |    |       |     |
| 18  | Hutt Valley                         | 403,000                  | 208,572                  | 5,931,440          | 2,186,564                     | 2,448,432                                | 2,172,989                        | 231,337  | 342,376              | 439,572              | 7,717,049                   | 18                                 |    |       |     |
| 19  | King Country                        | 1,192,470                | 794,150                  | 1,460,627          | 304,737                       | 1,954,554                                | 1,563,444                        | 77,573   | 159,356              | 27,740               | 22,756,375                  | 19                                 |    |       |     |
| 20  | Manawatu-Oroua                      | 163,800                  | 141,218                  | 1,424,452          | 690,017                       | 1,792,749                                | 2,706,410                        | 254,373  | 461,414              | 566,186              | 8,425,403                   | 20                                 |    |       |     |
| 21  | Marlborough                         | 294,650                  | 117,312                  | 1,626,383          | 289,156                       | 1,813,241                                | 1,329,004                        | 23,386   | 92,492               | 214,972              | 5,465,866                   | 21                                 |    |       |     |
| 22  | North Auckland                      | 332,740                  | 322,575                  | 3,670,339          | 954,917                       | 4,606,293                                | 2,204,646                        | 142,060  | 49,781               | 187,170              | 11,935,308                  | 22                                 |    |       |     |
| 23  | North Canterbury                    | 205,060                  | 12,543                   | 961,399            | 373,711                       | 1,095,596                                | 1,371,801                        | 159,591  | 302,397              | 60,272               | 4,281,156                   | 23                                 |    |       |     |
| 24  | Otago                               | 120,000                  | 114,366                  | 920,524            | 304,111                       | 2,580,469                                | 1,650,556                        | 45,384   | 153,477              | 170,063              | 6,459,293                   | 24                                 |    |       |     |
| 25  | Otago Central                       | 134,500                  | 61,227                   | 1,145,879          | 125,982                       | 1,114,038                                | 2,006,153                        | ..   | ..                   | ..                   | 5,133,773                   | 25                                 |    |       |     |
| 26  | Poverty Bay                         | 263,700                  | 252,564                  | 3,002,422          | 490,888                       | 3,290,738                                | 827,084                          | 62,750   | 144,176              | 129,866              | 8,115,948                   | 26                                 |    |       |     |
| 27  | South Canterbury                    | 400,000                  | 96,550                   | 2,176,910          | 571,738                       | 2,511,239                                | 1,862,095                        | 407,643  | 33,020               | 124,058              | 8,144,296                   | 27                                 |    |       |     |
| 28  | Taranaki                            | 59,700                   | 40,550                   | 808,310            | 141,128                       | 1,717,572                                | 1,468,023                        | 91,786   | 53,821               | 343,710              | 5,174,236                   | 28                                 |    |       |     |
| 29  | Tairāra                             | 34,600                   | 32,609                   | 311,399            | 40,729                        | 542,424                                  | 1,128,789                        | 105,957  | 403,644              | 79,255               | 1,804,134                   | 29                                 |    |       |     |
| 30  | Tairāra                             | 268,400                  | 228,439                  | 3,864,959          | 763,745                       | 2,844,724                                | 1,128,789                        | 105,957  | 403,644              | 79,255               | 9,435,503                   | 30                                 |    |       |     |
| 31  | Tairāra                             | ..                       | 90,248                   | 168,505            | 149,194                       | 1,179,930                                | 913,613                          | 43,630   | 28,554               | 2,783,023            | 2,588,744                   | 31                                 |    |       |     |
| 32  | Tairāra                             | 507,800                  | 201,875                  | 3,873,444          | 1,238,664                     | 1,108,656                                | 2,794,651                        | 1,151,163                                      | 134,280              | 2,901,253            | 14,047,763                  | 32                                 |    |       |     |
| 33  | Tairāra                             | 127,500                  | 85,451                   | 1,133,979          | 872,113                       | 2,371,339                                | 1,468,023                        | 9,414  | 116,844              | 30,942               | 5,955,920                   | 33                                 |    |       |     |
| 34  | Tairāra                             | 242,150                  | 121,222                  | 2,502,689          | 443,072                       | 1,807,819                                | 1,538,785                        | 678,646  | 32,365               | 25,942               | 7,098,829                   | 34                                 |    |       |     |
| 35  | Tairāra                             | ..                       | 45,648                   | 511,996            | 33,303                        | 697,004                                  | 118,427                          | 9,372  | 7,214                | 31,982               | 1,435,645                   | 35                                 |    |       |     |
| 36  | Tairāra                             | 51,500                   | 35,368                   | 205,441            | 134,850                       | 440,222                                  | 359,767                          | 312,447  | 3,820                | 12,515               | 1,236,671                   | 36                                 |    |       |     |
| 37  | Tairāra                             | 80,000                   | 63,658                   | 1,103,696          | 280,860                       | 1,634,404                                | 309,225                          | 348,749  | 3,485                | 292,517              | 5,236,775                   | 37                                 |    |       |     |
| 38  | Tairāra                             | 328,000                  | 836,954                  | 7,209,925          | 2,571,919                     | 6,260,571                                | 3,323,865                        | 192,393  | 133,735              | 2,454,467            | 22,034,203                  | 38                                 |    |       |     |
| 39  | Tairāra                             | 395,000                  | 80,459                   | 1,394,147          | 2,571,919                     | 1,343,162                                | 978,405                          | 178,994  | 90,027               | 4,568                | 4,430,519                   | 39                                 |    |       |     |
| 40  | Tairāra                             | 379,460                  | 50,000                   | 2,852,051          | 648,256                       | 3,326,436                                | 2,350,573                        | 46,211   | 259,988              | 229,599              | 10,388,413                  | 40                                 |    |       |     |
| 41  | Westland                            | 50,000                   | 22,220                   | 506,106            | 39,789                        | 409,837                                  | 409,837                          | 51,840   | ..                   | ..                   | 1,023,309                   | 41                                 |    |       |     |
|     |                                     | 10,448,460               | 516,358                  | 76,268,358         | 21,406,295                    | 104,939,993                              | 73,431,138                       | 5,662,036                                      | 11,742,900           | 11,567,958           | 12,888,038                  |                                    |    |       |     |

(For notes see page 21.)

TABLE X (PART I)—ANALYSIS OF LIABILITIES AND RESERVES FOR THE YEAR ENDED 31 MARCH 1972—continued

| No. | Supply Authorities                           | Liabilities              |                          |                               |  |                  |                                   | Reserves         |                                   |                                  |  |                      |                      | Total      | No.           |   |  |                                  |  |                      |                      |   |  |
|-----|--|--------------------------|--------------------------|-------------------------------|--|------------------|-----------------------------------|------------------|-----------------------------------|----------------------------------|--|----------------------|----------------------|------------|---------------|---|--|----------------------------------|--|----------------------|----------------------|---|--|
|     |  | Public Debt              |                          |                               |  |                  |                                   | Sundry Creditors | Loans Raised Reserve <sup>1</sup> | Capital Expenditure from Revenue | Sinking Fund Reserve for Future Loan Repayment | Depreciation Reserve | Renewal Fund Reserve |            |               | General and Other Reserves <sup>2</sup> | Net Appropriation Account Surplus <sup>3</sup> |                                  |  |                      |                      |   |  |
|     |  | Loans Raised During Year | Loans Repaid During Year |                               | Gross Loan Liability as at 31 March 1972 | Sundry Creditors | Loans Raised Reserve <sup>1</sup> |                  |                                   |                                  |  |                      |                      |            |               |   |  | Capital Expenditure from Revenue | Sinking Fund Reserve for Future Loan Repayment | Depreciation Reserve | Renewal Fund Reserve | General and Other Reserves <sup>2</sup> | Net Appropriation Account Surplus <sup>3</sup> |
|     |  |                          | From Renewal Loans       | From Revenue and Sinking Fund |  |                  |                                   |                  |                                   |                                  |  |                      |                      |            |               |   |  |                                  |  |                      |                      |   |  |
|     |  | \$                       | \$                       | \$                            | \$                                       | \$               | \$                                | \$               | \$                                | \$                               | \$   | \$                   | \$                   | \$         | \$            |   |  |                                  |  |                      |                      |   |  |
| 1   | CITY COUNCILS                                |                          |                          |                               |  |                  |                                   |                  |                                   |                                  |  |                      |                      |            |               |   |  |                                  |  |                      |                      |   |  |
| 2   | Christchurch                                 | 159,400                  | 675,120                  | 4,667,350                     | 2,437,115                                | 5,837,587        | 14,536,533                        | 1,247,827        | 9,369,720                         | 196,464                          | 3,807,792                                      | 89,844               | 3,807,792            | -899,171   | 32,534,204    | 1                                       |  |                                  |  |                      |                      |   |  |
| 3   | Dunedin                                      | ..                       | 225,970                  | 3,297,674                     | 1,247,562                                | 8,231,726        | ..                                | 1,549,147        | 2,435,655                         | 50,087                           | 2,612,939                                      | 413,795              | 2,612,939            | 1,491,535  | 31,221,903    | 2                                       |  |                                  |  |                      |                      |   |  |
| 4   | Hamilton                                     | ..                       | 7,354                    | 7,946                         | 52,618                                   | 209,546          | ..                                | ..               | 2,156,600                         | 2,826,403                        | 49,243   | ..                   | 49,243               | 1,825,864  | 4,599,956     | 3                                       |  |                                  |  |                      |                      |   |  |
| 5   | Invercargill                                 | ..                       | 49,689                   | 643,815                       | 267,051                                  | 450,128          | ..                                | 26,585           | 2,156,600                         | 32,383                           | 1,556  | ..                   | 1,556                | 93,278     | 3,753,357     | 4                                       |  |                                  |  |                      |                      |   |  |
| 6   | Napier                                       | ..                       | ..                       | 793,460                       | 140,710                                  | ..               | ..                                | 31,718           | 839,429                           | ..                               | ..   | ..                   | ..                   | 106,560    | 2,187,169     | 5                                       |  |                                  |  |                      |                      |   |  |
| 7   | Nelson                                       | ..                       | ..                       | ..                            | 95,948                                   | ..               | ..                                | ..               | ..                                | 196,464                          | 1,475,994                                      | ..                   | 1,475,994            | ..         | 1,748,250     | 6                                       |  |                                  |  |                      |                      |   |  |
| 8   | New Plymouth                                 | ..                       | ..                       | 314,300                       | 258,618                                  | 572,180          | ..                                | 9,878            | 2,871,473                         | 8,467                            | 9,819  | ..                   | 9,819                | 413,795    | 4,544,054     | 7                                       |  |                                  |  |                      |                      |   |  |
| 9   | Palmerston North                             | ..                       | ..                       | ..                            | 317,141                                  | ..               | ..                                | ..               | 2,826,403                         | 50,087                           | 9,286  | ..                   | 9,286                | 249,778    | 3,452,638     | 8                                       |  |                                  |  |                      |                      |   |  |
| 10  | Tauranga                                     | ..                       | ..                       | 2,064,761                     | 66,619                                   | 306,817          | ..                                | 14,084           | 1,154,189                         | ..                               | 4,914  | ..                   | 4,914                | 294,040    | 4,144,773     | 9                                       |  |                                  |  |                      |                      |   |  |
| 11  | Timaru                                       | ..                       | ..                       | 128,316                       | 176,882                                  | 342,737          | ..                                | ..               | 1,437,502                         | 37,945                           | ..   | ..                   | ..                   | 50,728     | 2,173,210     | 10                                      |  |                                  |  |                      |                      |   |  |
| 12  | Wellington                                   | 582,745                  | 172,064                  | 6,079,232                     | 1,356,696                                | 1,775,146        | 90,943                            | 893,406          | 9,393,760                         | 90,943                           | 967,702  | 147,846              | 967,702              | 147,846    | 22,014,224    | 11                                      |  |                                  |  |                      |                      |   |  |
|     | Whangarei                                    | ..                       | 6,800                    | 7,200                         | 165,431                                  | 162,639          | 50,153                            | ..               | 668,145                           | 50,153                           | 77,660   | 53,908               | 77,660               | 53,908     | 1,185,356     | 12                                      |  |                                  |  |                      |                      |   |  |
|     |  | 1,174,545                | 1,162,785                | 10,004,054                    | 6,602,391                                | 17,888,726       | 15,225,141                        | 3,724,645        | 33,127,107                        | 15,225,141                       | 4,886,731                                      | 3,874,005            | 4,886,731            | 3,874,005  | 119,559,134   |   |  |                                  |  |                      |                      |   |  |
|     | Borough Councils                             |                          |                          |                               |  |                  |                                   |                  |                                   |                                  |  |                      |                      |            |               |   |  |                                  |  |                      |                      |   |  |
| 1   | Bluff  | ..                       | 726                      | 3,214                         | 5,033                                    | 30,376           | ..                                | ..               | 109,004                           | 13,936                           | ..   | 46,201               | ..                   | 46,201     | 287,764       | 1                                       |  |                                  |  |                      |                      |   |  |
| 2   | Kaapoi                                       | ..                       | 489                      | 5,254                         | 33,954                                   | 18,000           | ..                                | 4,665            | 14,291                            | 7,623                            | ..   | 54,880               | ..                   | 54,880     | 317,477       | 2                                       |  |                                  |  |                      |                      |   |  |
| 3   | Lytelton                                     | ..                       | ..                       | ..                            | 25,880                                   | 15,000           | ..                                | ..               | 219,464                           | 31,120                           | ..   | 33,396               | ..                   | 33,396     | 326,800       | 3                                       |  |                                  |  |                      |                      |   |  |
| 4   | Rangiora                                     | ..                       | 10,610                   | 82,374                        | 36,673                                   | 106,880          | ..                                | ..               | 235,455                           | 2,586                            | ..   | 28,844               | ..                   | 28,844     | 499,910       | 4                                       |  |                                  |  |                      |                      |   |  |
| 5   | Riccarton                                    | ..                       | ..                       | 116,000                       | 82,418                                   | 90,400           | ..                                | 57,521           | 385,436                           | 46,333                           | ..   | 20,824               | ..                   | 20,824     | 798,932       | 5                                       |  |                                  |  |                      |                      |   |  |
| 6   | Taumarunui                                   | ..                       | ..                       | 172,221                       | 30,914                                   | 139,919          | ..                                | ..               | 335,479                           | 26,561                           | 1,084  | 250                  | 1,084                | 250        | 706,428       | 6                                       |  |                                  |  |                      |                      |   |  |
| 7   | Taupo  | 69,650                   | 75,277                   | 1,332,257                     | 193,624                                  | 561,677          | ..                                | 68,303           | 561,677                           | 24,473                           | ..   | 140,678              | ..                   | 140,678    | 3,029,734     | 7                                       |  |                                  |  |                      |                      |   |  |
| 8   | Te Aroha                                     | ..                       | ..                       | ..                            | 28,872                                   | 152,403          | ..                                | ..               | 152,403                           | 21,463                           | ..   | 21,596               | ..                   | 21,596     | 249,500       | 8                                       |  |                                  |  |                      |                      |   |  |
| 9   | Thames                                       | ..                       | ..                       | ..                            | 50,475                                   | 303,726          | ..                                | 2,236            | 32,801                            | 32,801                           | ..   | 17,412               | ..                   | 17,412     | 342,910       | 9                                       |  |                                  |  |                      |                      |   |  |
| 10  | Waipara                                      | ..                       | ..                       | ..                            | 38,294                                   | ..               | ..                                | ..               | 270,929                           | 2,896                            | ..   | 4,020                | ..                   | 4,020      | 319,867       | 10                                      |  |                                  |  |                      |                      |   |  |
| 11  | Whakatane                                    | ..                       | 16,641                   | 105,070                       | 64,846                                   | 167,585          | ..                                | 26,703           | 494,897                           | 30,737                           | ..   | 65,076               | ..                   | 65,076     | 1,005,604     | 11                                      |  |                                  |  |                      |                      |   |  |
|     |  | 69,650                   | 113,033                  | 1,825,165                     | 590,843                                  | 1,253,038        | 291,164                           | 159,428          | 3,062,841                         | 291,164                          | 49,890   | 436,077              | 49,890               | 436,077    | 7,884,946     |   |  |                                  |  |                      |                      |   |  |
|     | County Councils                              |                          |                          |                               |  |                  |                                   |                  |                                   |                                  |  |                      |                      |            |               |   |  |                                  |  |                      |                      |   |  |
| 1   | Heathcote                                    | ..                       | 3,591                    | 45,204                        | 68,681                                   | 54,896           | ..                                | 19,045           | 283,856                           | 3,916                            | ..   | ..                   | ..                   | ..         | 456,553       | 1                                       |  |                                  |  |                      |                      |   |  |
| 2   | Kaikoura                                     | ..                       | 6,714                    | 35,113                        | 20,535                                   | 230,269          | ..                                | ..               | 88,443                            | 3,386                            | ..   | ..                   | ..                   | ..         | 421,047       | 2                                       |  |                                  |  |                      |                      |   |  |
|     |  | ..                       | 10,305                   | 77,317                        | 89,216                                   | 285,165          | ..                                | 19,045           | 372,299                           | 7,302                            | ..   | ..                   | ..                   | ..         | 877,600       |   |  |                                  |  |                      |                      |   |  |
|     | Government Departments                       |                          |                          |                               |  |                  |                                   |                  |                                   |                                  |  |                      |                      |            |               |   |  |                                  |  |                      |                      |   |  |
| 1   | Rotorua Electric Supply                      | 150,772                  | ..                       | 3,092,019                     | 368,073                                  | ..               | 126,958                           | ..               | 1,057,909                         | ..                               | 1,487,404                                      | ..                   | ..                   | ..         | 6,133,443     | 1                                       |  |                                  |  |                      |                      |   |  |
| 2   | Southland Electric Power Supply <sup>4</sup> | ..                       | ..                       | ..                            | ..                                       | ..               | ..                                | ..               | ..                                | ..                               | ..   | ..                   | ..                   | ..         | ..            | 2                                       |  |                                  |  |                      |                      |   |  |
|     |  | 150,772                  | ..                       | 3,092,019                     | 368,073                                  | ..               | 126,958                           | ..               | 1,057,909                         | ..                               | 1,487,404                                      | ..                   | ..                   | ..         | 6,133,443     |   |  |                                  |  |                      |                      |   |  |
|     | GRAND TOTALS                                 | 69,788,340               | 1,078,703                | 899,541,073                   | 36,122,221                               | 124,366,912      | 185,889,477                       | 9,565,154        | 111,551,454                       | 185,889,477                      | 6,862,588                                      | 17,206,931           | 6,862,588            | 17,206,931 | 1,579,830,227 |   |  |                                  |  |                      |                      |   |  |

(For notes see page 21.)

TABLE X (PART II)—ANALYSIS OF ASSETS FOR THE YEAR ENDED 31 MARCH 1972

| No. | Supply Authorities                  | Total            | Assets         |  |                                   |                       |                            | Annual Increase in Total Capital Expenditure* | No. |
|-----|-------------------------------------|------------------|----------------|--|-----------------------------------|-----------------------|----------------------------|---|-----|
|     |                                     |                  | Sundry Debtors | Revenue and Reserve Funds—Cash and Investments | Loan Account—Cash and Investments | Stocks and Materials* | Total Capital Expenditure* |   |     |
| 1   | NEW ZEALAND ELECTRICITY DEPARTMENT* | \$ 1,132,478,906 | \$ 20,556,380  | \$ 805,050*                                    | \$ ..                             | \$ 15,205,101         | \$ 1,095,512,375           | \$ 80,630,181                                 | 1   |
| 2   | Amethyst ..                         | 689,659          | 17,716         | 34,373   | 89,582                            | 12,950                | 493,109                    | 59,541  | 2   |
| 3   | Asburton ..                         | 5,130,590        | 166,493        | 300,632  | ..                                | 452,729               | 4,210,736                  | 223,730                                       | 3   |
| 4   | Auckland ..                         | 60,525,409       | 2,435,523      | 5,988,372                                      | ..                                | 2,291,353             | 50,410,161                 | 3,651,991                                     | 4   |
| 5   | Bay of Islands ..                   | 6,654,740        | 242,130        | 241,313  | 69,985                            | 467,086               | 5,940,737                  | 305,166                                       | 5   |
| 6   | Bay of Plenty ..                    | 6,495,154        | 471,046        | 379,091  | 45,305                            | ..                    | 5,132,626                  | 372,890                                       | 6   |
| 7   | Buller ..                           | 1,505,649        | 89,677         | 117,618  | 19,961                            | 105,944               | 1,172,449                  | 101,579                                       | 7   |
| 8   | Cambridge ..                        | 1,210,738        | 29,348         | 185,269  | ..                                | 39,609                | 1,056,512                  | 79,628  | 8   |
| 9   | Central Canterbury ..               | 9,615,128        | 565,353        | 693,076  | 10,647                            | 446,180               | 7,899,872                  | 735,676                                       | 9   |
| 10  | Central Hawke's Bay ..              | 2,404,243        | 118,977        | 141,794  | 115,768                           | 70,763                | 2,072,709                  | 34,806  | 10  |
| 11  | Central Waikato ..                  | 10,805,373       | 694,109        | 545,974  | ..                                | 582,472               | 8,597,030                  | 592,085                                       | 11  |
| 12  | Dannevirke ..                       | 2,041,583        | 81,418         | 111,078  | ..                                | 153,719               | 1,695,368                  | 27,294  | 12  |
| 13  | Egmont ..                           | 3,387,605        | 146,995        | 290,276  | ..                                | 184,051               | 3,266,283                  | 160,432                                       | 13  |
| 14  | Franklin ..                         | 6,022,017        | 291,570        | 530,561  | 63,456                            | 40,637                | 4,883,768                  | 271,285                                       | 14  |
| 15  | Golden Bay ..                       | 1,068,052        | 112,742        | 14,036   | 16,594                            | ..                    | 1,070,436                  | 48,243  | 15  |
| 16  | Grey ..                             | 2,783,271        | 88,524         | 518,185  | ..                                | 208,126               | 1,970,436                  | 791,724                                       | 16  |
| 17  | Hawke's Bay ..                      | 11,764,888       | 745,485        | 672,487  | 100                               | 610,731               | 9,736,085                  | 595,521                                       | 17  |
| 18  | Horoitenua ..                       | 7,717,049        | 309,167        | 638,586  | 125,985                           | 349,171               | 6,300,160                  | 1,479,324                                     | 18  |
| 19  | Hutt Valley ..                      | 22,736,373       | 2,125,749      | 706,881  | 305,309                           | 1,047,846             | 18,570,490                 | 34,862  | 19  |
| 20  | King Country ..                     | 5,894,940        | 2,110,014      | 1,189,000                                      | 53,207                            | 73,270                | 4,269,449                  | 469,716                                       | 20  |
| 21  | Manawatu-Oroua ..                   | 8,425,403        | 753,396        | 994,648  | 90,201                            | 364,951               | 6,222,007                  | 483,563                                       | 21  |
| 22  | Marlborough ..                      | 5,465,866        | 134,721        | 205,948  | 79,379                            | 308,391               | 4,737,427                  | 388,352                                       | 22  |
| 23  | North Auckland ..                   | 11,933,308       | 612,150        | 712,663  | ..                                | 271,468               | 10,338,887                 | 288,230                                       | 23  |
| 24  | North Canterbury ..                 | 4,246,493        | 378,044        | 691,927  | ..                                | 291,058               | 3,420,067                  | 191,353                                       | 24  |
| 25  | Otago ..                            | 6,439,793        | 262,120        | 837,237  | ..                                | 353,739               | 5,156,177                  | 317,116                                       | 25  |
| 26  | Otago Central ..                    | 5,133,773        | 303,611        | 384,314  | 64,500                            | 304,572               | 4,076,376                  | 434,670                                       | 26  |
| 27  | Poverty Bay ..                      | 8,115,048        | 282,994        | 504,974  | 12,000                            | 452,563               | 6,863,417                  | 844,137                                       | 27  |
| 28  | South Canterbury ..                 | 8,144,306        | 556,297        | 467,100  | 100,000                           | 385,454               | 6,515,355                  | 145,821                                       | 28  |
| 29  | Taranaki ..                         | 5,174,206        | 90,539         | 318,771  | 21,445                            | 204,680               | 4,338,821                  | 78,342  | 29  |
| 30  | Tairāra ..                          | 1,884,134        | 48,428         | 143,012  | ..                                | 114,500               | 1,571,394                  | 1,347,012                                     | 30  |
| 31  | Tairāra ..                          | 9,458,503        | 486,198        | 400,122  | 511,055                           | 275,227               | 7,765,901                  | 13,305  | 31  |
| 32  | Tairāra ..                          | 2,558,744        | 140,624        | 78,952   | ..                                | 77,110                | 2,262,048                  | 36,945  | 32  |
| 33  | Thames Valley ..                    | 14,047,783       | 972,817        | 1,574,692                                      | 32,731                            | 1,011,947             | 10,488,397                 | 1,106,952                                     | 33  |
| 34  | Waikato ..                          | 5,353,900        | 275,378        | 336,510  | ..                                | 283,526               | 4,827,975                  | 247,277                                       | 34  |
| 35  | Waikato ..                          | 7,098,009        | 129,835        | 632,044  | ..                                | 533,752               | 5,762,298                  | 469,688                                       | 35  |
| 36  | Waikato ..                          | 1,435,645        | 7,793          | 48,654   | ..                                | 51,572                | 1,327,426                  | 13,305  | 36  |
| 37  | Waikato ..                          | 1,236,671        | 93,325         | 1,032,516                                      | ..                                | 59,050                | 1,026,970                  | 96,029  | 37  |
| 38  | Waikato ..                          | 5,236,775        | 315,687        | 1,082,507                                      | 1,048                             | 284,152               | 3,583,344                  | 209,167                                       | 38  |
| 39  | Waikato ..                          | 1,085,367        | 1,085,367      | 639,509  | ..                                | 890,652               | 19,398,387                 | 1,653,819                                     | 39  |
| 40  | Waikato ..                          | 22,034,519       | 1,070,651      | 793,234  | 78,651                            | 165,866               | 3,820,173                  | 561,008                                       | 40  |
| 41  | Wanganui-Rangitikei ..              | 10,388,413       | 479,711        | 793,234  | 10,530                            | 586,308               | 8,450,309                  | 570,144                                       | 41  |
| 41  | Westland ..                         | 1,023,309        | 18,617         | 42,791   | ..                                | 62,008                | 889,363                    | 63,863  | 41  |
|     |                                     | 318,897,198      | 16,513,530     | 23,684,155                                     | 1,917,439                         | 14,983,783            | 261,736,562                | 19,515,987                                    |     |

(For notes see page 21.)

| No. | Supply Authorities                           | Total         | Sundry Debtors | Revenue and Reserve Funds—Cash and Investments | Loan Account—Cash and Investments | Stocks and Materials* | Total Capital Expenditure* | Annual Increase in Total Capital Expenditure* | No. |
|-----|--|---------------|----------------|--|-----------------------------------|-----------------------|----------------------------|---|-----|
| 1   | Christchurch                                 | \$ 32,534,204 | \$ 1,205,025   | \$ 2,090,427                                   | \$ 150,039                        | \$ 765,237            | \$ 27,800,344              | \$ 1,984,402                                  | 1   |
| 2   | Dunedin                                      | 31,221,603    | 1,114,089      | 5,780,422                                      | ..                                | 1,079,315             | 23,098,038                 | 1,197,948                                     | 2   |
| 3   | Hamilton                                     | 4,599,956     | 11,761,74      | 1,830,453                                      | ..                                | 49,881                | 2,643,568                  | 241,164                                       | 3   |
| 4   | Invercargill                                 | 3,753,397     | 218,203        | 55,955   | ..                                | 187,530               | 3,286,658                  | 74,294  | 4   |
| 5   | Napier                                       | 2,187,169     | 102,038        | 98,274   | 60,364                            | 97,876                | 1,827,217                  | 189,377                                       | 5   |
| 6   | Nelson                                       | 1,749,250     | 152,936        | 87,498   | ..                                | 31,822                | 1,475,894                  | 74,197  | 6   |
| 7   | New Plymouth                                 | 4,644,054     | 178,826        | 18,069   | 109,371                           | 485,062               | 3,742,795                  | 311,416                                       | 7   |
| 8   | Palmerston North                             | 3,452,638     | 199,329        | 293,324  | ..                                | 133,582               | 2,896,468                  | 124,736                                       | 8   |
| 9   | Tauranga                                     | 4,144,773     | 57,625         | 542,852  | 463,270                           | 29,411                | 3,851,612                  | 704,527                                       | 9   |
| 10  | Timaru                                       | 2,173,210     | 96,779         | 37,045   | 8,879                             | 130,831               | 1,899,676                  | 141,415                                       | 10  |
| 11  | Wellington                                   | 22,014,224    | 980,014        | 3,002,457                                      | 245,600                           | 833,615               | 16,932,538                 | 1,014,910                                     | 11  |
| 12  | Whangarei                                    | 1,185,356     | 94,572         | 154,953  | ..                                | 97,627                | 836,204                    | 24,213  | 12  |
|     |  | 113,559,134   | 4,476,410      | 13,991,729                                     | 1,043,174                         | 3,951,789             | 89,202,861                 | 6,009,011                                     |     |
| 1   | Bluff  | 287,764       | 24,912         | 14,490   | ..                                | 95,760                | 222,594                    | 3,654   | 1   |
| 2   | Kanpai                                       | 317,477       | 36,123         | 21,782   | 4,665                             | 38,632                | 216,255                    | 13,832  | 2   |
| 3   | Lyttelton                                    | 326,800       | 20,215         | 66,930   | ..                                | 3,190                 | 234,465                    | 7,553   | 3   |
| 4   | Rangiora                                     | 499,910       | 22,965         | 25,656   | ..                                | 28,595                | 434,686                    | 27,904  | 4   |
| 5   | Riccarton                                    | 798,932       | 68,579         | 116,139  | ..                                | 22,378                | 551,836                    | 31,619  | 5   |
| 6   | Taumarunui                                   | 706,428       | 22,971         | 32,831   | ..                                | 8,075                 | 642,551                    | 25,694  | 6   |
| 7   | Taupo  | 3,029,754     | 88,219         | 139,774  | 30,514                            | 168,736               | 2,604,491                  | 352,325                                       | 7   |
| 8   | Te Aroha                                     | 949,500       | 6,260          | 37,138   | ..                                | 30,538                | 1,173,564                  | 8,359   | 8   |
| 9   | Thames                                       | 342,910       | 32,503         | 43,259   | ..                                | 31,430                | 235,698                    | 11,167  | 9   |
| 10  | Waioa  | 319,867       | 3,772          | 39,090   | ..                                | 6,076                 | 270,929                    | 11,715  | 10  |
| 11  | Whakatane                                    | 1,005,604     | 30,364         | 152,191  | 6,030                             | 94,652                | 722,470                    | 33,132  | 11  |
|     |  | 7,884,946     | 358,778        | 689,280  | 41,209                            | 456,130               | 6,339,549                  | 527,244                                       |     |
| 1   | Heathcote                                    | 456,553       | 24,431         | 2,665  | ..                                | 27,056                | 383,956                    | 23,603  | 1   |
| 2   | Kaikoura                                     | 421,047       | 31,637         | 26,533   | ..                                | 12,052                | 350,825                    | 4,798   | 2   |
|     |  | 877,600       | 56,068         | 29,198   | ..                                | 39,108                | 734,781                    | 28,401  |     |
|     | GOVERNMENT DEPARTMENTS                       |               |                |  |                                   |                       |                            |   |     |
| 1   | Rotorua Electric Supply                      | 6,132,443     | 139,281        | 1,596,064                                      | ..                                | 247,090               | 4,150,008                  | 256,079                                       | 1   |
| 2   | Southland Electric Power Supply <sup>4</sup> | ..            | ..             | ..   | ..                                | ..                    | ..                         | ..  | 2   |
|     |  | 6,132,443     | 139,281        | 1,596,064                                      | ..                                | 247,090               | 4,150,008                  | 256,079                                       |     |
|     | GRAND TOTALS                                 | 1,579,830,227 | 42,500,447     | 40,805,476                                     | 3,001,822                         | 34,083,001            | 1,457,676,136              | 106,966,903                                   |     |

<sup>1</sup>Includes capital reserves. <sup>2</sup>Includes re-alignment of currencies December 1971 \$1,235,247. <sup>3</sup>Subject to auditing adjustments after table published. <sup>4</sup>Includes Southland Electric Power Supply. <sup>5</sup>Included with New Zealand Electricity Department.



| No. | Supply Authorities       | Group 1—Domestic |            |                       |           |                            | Group 2—Commercial          |            |                       |           |                            | Group 4—Farming |           |                       |           |                            | No. |
|-----|--------------------------|------------------|------------|-----------------------|-----------|----------------------------|-----------------------------|------------|-----------------------|-----------|----------------------------|-----------------|-----------|-----------------------|-----------|----------------------------|-----|
|     |                          | Units Consumed   | Revenue    | Revenue Per Unit Sold | Consumers | Average Units Per Consumer | Units Consumed              | Revenue    | Revenue Per Unit Sold | Consumers | Average Units Per Consumer | Units Consumed  | Revenue   | Revenue Per Unit Sold | Consumers | Average Units Per Consumer |     |
| 1   | Christchurch             | 641,250,138      | 6,614,091  | 1.031                 | 75,645    | 8.477                      | 174,341,628                 | 3,869,498  | 2.210                 | 7,897     | 22,291                     | 3,828,376       | 69,782    | 1.823                 | 149       | 25,694                     |     |
| 2   | Dunedin                  | 330,929,887      | 3,200,308  | 0.944                 | 36,904    | 9,184                      | 99,825,388                  | 2,101,664  | 2.105                 | 4,977     | 20,489                     | 3,422,486       | 60,306    | 1.764                 | 563       | 6,079                      |     |
| 3   | Hamilton                 | 43,965,920       | 500,385    | 1.139                 | 7,936     | 5,540                      | 35,222,425                  | 781,820    | 2.242                 | 2,977     | 14,465                     | ..              | ..        | ..                    | ..        | ..                         |     |
| 4   | Invercargill             | 85,614,245       | 903,136    | 1.055                 | 12,324    | 6,947                      | 39,554,358                  | 724,478    | 1.932                 | 1,724     | 22,932                     | 11,670          | 289       | 2.305                 | 2         | 5,835                      |     |
| 5   | Napier                   | 27,480,000       | 322,324    | 1.173                 | 4,316     | 6,370                      | 19,240,075                  | 414,984    | 2.146                 | 1,155     | 16,100                     | 166,540         | 2,507     | 1.553                 | 1         | 166,540                    |     |
| 6   | Nelson                   | 39,931,054       | 370,873    | 0.929                 | 5,244     | 7,615                      | 18,170,989                  | 430,375    | 2.369                 | 1,053     | 17,256                     | 110,216         | 3,761     | 3.412                 | 72        | 1,531                      |     |
| 7   | New Plymouth             | 102,631,687      | 998,484    | 0.973                 | 14,121    | 7,268                      | 21,363,188                  | 524,055    | 2.353                 | 7,754     | 12,180                     | 11,088,206      | 163,699   | 1.483                 | 997       | 11,142                     |     |
| 8   | Palmerston North         | 100,866,518      | 946,358    | 0.938                 | 13,546    | 7,446                      | 29,668,130                  | 683,207    | 2.323                 | 2,874     | 12,777                     | 275,500         | 4,463     | 1.620                 | 12        | 22,958                     |     |
| 9   | Tauranga                 | 15,471,280       | 108,998    | 0.704                 | 2,156     | 7,178                      | 13,496,725                  | 298,540    | 1.676                 | 1,079     | 11,589                     | ..              | ..        | ..                    | ..        | ..                         |     |
| 10  | Timaru                   | 54,155,387       | 610,321    | 1.127                 | 6,827     | 7,932                      | 17,455,278                  | 373,769    | 2.141                 | 1,313     | 13,294                     | ..              | ..        | ..                    | ..        | ..                         |     |
| 11  | Wellington               | 326,456,920      | 3,141,232  | 0.962                 | 42,480    | 7,685                      | 188,956,823                 | 4,327,094  | 2.290                 | 9,723     | 19,434                     | 35,860          | 1,089     | 3.106                 | 23        | 1,524                      |     |
| 12  | Whangarei                | 35,288,540       | 340,415    | 0.965                 | 5,122     | 6,890                      | 16,671,331                  | 446,111    | 2.676                 | 1,311     | 12,716                     | ..              | ..        | ..                    | ..        | ..                         |     |
|     |                          | 1,812,052,376    | 18,057,325 | 0.996                 | 226,621   | 7,996                      | 673,945,732                 | 14,913,234 | 2.213                 | 36,589    | 18,419                     | 10,950,054      | 307,036   | 1.620                 | 1,619     | 10,422                     |     |
| 1   | Bluff                    | 4,468,886        | 63,422     | 1.419                 | 896       | 4,988                      | 4,073,287                   | 79,582     | 1.954                 | 233       | 17,489                     | ..              | ..        | ..                    | ..        | ..                         |     |
| 2   | Kaupo                    | 8,722,080        | 89,062     | 1.136                 | 1,122     | 7,774                      | 1,758,760                   | 26,334     | 1.668                 | 126       | 12,489                     | ..              | ..        | ..                    | ..        | ..                         |     |
| 3   | Lytelton                 | 7,403,421        | 77,049     | 1.041                 | 1,055     | 7,017                      | 3,239,934*                  | 50,348     | 1.608                 | 156       | 16,873                     | ..              | ..        | ..                    | ..        | ..                         |     |
| 4   | Rangera                  | 13,314,546       | 156,023    | 1.172                 | 1,684     | 7,906                      | 2,822,204                   | 67,661     | 2.397                 | 237       | 11,308                     | 31,708          | 712       | 2.245                 | 4         | 7,927                      |     |
| 5   | Riccarton                | 22,826,667       | 189,151    | 0.829                 | 2,687     | 8,495                      | 9,700,181                   | 217,832    | 2.246                 | 414       | 23,430                     | ..              | ..        | ..                    | ..        | ..                         |     |
| 6   | Taurarunui               | 8,658,671        | 94,958     | 1.097                 | 1,253     | 6,910                      | 5,477,381                   | 127,905    | 2.335                 | 312       | 17,558                     | 7,228           | 277       | 3.832                 | 13        | 556                        |     |
| 7   | Taupo                    | 31,719,889       | 361,525    | 1.140                 | 4,532     | 6,999                      | 13,470,046                  | 246,198    | 1.820                 | 751       | 17,536                     | 947,958         | 27,128    | 2.862                 | 298       | 3,181                      |     |
| 8   | Te Aroha                 | 6,777,562        | 80,111     | 1.182                 | 1,084     | 6,252                      | 2,392,023*                  | 43,104     | 1.893                 | 275       | 8,628                      | 24,750          | 357       | 1.442                 | 6         | 4,125                      |     |
| 9   | Thames                   | 12,706,991       | 151,856    | 1.195                 | 1,922     | 6,611                      | 5,728,493                   | 74,316     | 1.893                 | 374       | 9,569                      | ..              | ..        | ..                    | ..        | ..                         |     |
| 10  | Waioira                  | 11,787,746       | 138,941    | 1.179                 | 1,548     | 7,615                      | 3,729,890                   | 63,117     | 1.692                 | 430       | 8,674                      | ..              | ..        | ..                    | ..        | ..                         |     |
| 11  | Whakatane                | 19,120,345       | 211,763    | 1.108                 | 2,461     | 7,769                      | 7,306,593                   | 179,420    | 2.456                 | 558       | 13,094                     | ..              | ..        | ..                    | ..        | ..                         |     |
|     |                          | 147,506,804      | 1,623,861  | 1.101                 | 20,244    | 7,286                      | 57,698,798 <sup>10</sup>    | 1,178,817  | 2.051                 | 3,902     | 14,787                     | 1,011,644       | 28,474    | 2.615                 | 321       | 3,152                      |     |
| 1   | Heathcote                | 17,278,670       | 169,793    | 0.983                 | 1,813     | 9,530                      | 4,959,318                   | 78,031     | 1.594                 | 98        | 51,660                     | 373,440         | 4,013     | 1.075                 | 41        | 9,108                      |     |
| 2   | Kaikoura                 | 5,755,079        | 87,550     | 1.521                 | 932       | 6,045                      | 1,932,993                   | 59,600     | 2.049                 | 218       | 8,867                      | 708,122         | 12,850    | 1.820                 | 118       | 3,964                      |     |
|     |                          | 23,033,749       | 257,343    | 1.117                 | 2,765     | 8,330                      | 6,892,311                   | 118,631    | 1.721                 | 314       | 21,930                     | 1,079,562       | 16,863    | 1.562                 | 159       | 6,790                      |     |
| 1   | ROTORUA DEPARTMENTS      | 97,557,790       | 998,296    | 1.023                 | 15,360    | 6,351                      | 35,874,159                  | 758,419    | 2.114                 | 1,293     | 27,745                     | 6,438,240       | 136,265   | 2.116                 | 821       | 7,842                      |     |
| 2   | Southern Electric Supply | 131,830,762      | 1,921,747  | 1.458                 | 19,793    | 6,660                      | 34,505,805                  | 629,736    | 1.825                 | 3,146     | 10,960                     | 4,869,200       | 91,711    | 1.883                 | 2,238     | 2,176                      |     |
|     |                          | 229,388,552      | 2,920,045  | 1.273                 | 35,153    | 6,525                      | 70,379,964                  | 1,388,155  | 1.972                 | 4,439     | 15,855                     | 11,307,440      | 227,976   | 2.016                 | 3,059     | 3,696                      |     |
|     | GRAND TOTALS             | 6,811,139,242    | 74,966,450 | 1.101                 | 923,551   | 7,375                      | 2,068,498,968 <sup>11</sup> | 42,822,304 | 2.073                 | 129,550   | 15,967                     | 349,823,817     | 6,477,522 | 1.852                 | 65,607    | 5,332                      |     |

(For notes see page 25.)





| No. | Supply Authorities              | Groups 7-18 (Inclusive)—Industrial |            |                       |           |                            | Groups 2-18 (Inclusive)—Non-domestic |            |                       |           |                            | Groups 1-18 (Inclusive)—Total Retail Sales |            |                       |           |                            | No. |
|-----|---------------------------------|------------------------------------|------------|-----------------------|-----------|----------------------------|--------------------------------------|------------|-----------------------|-----------|----------------------------|--|------------|-----------------------|-----------|----------------------------|-----|
|     |                                 | Units Consumed                     | Revenue    | Revenue Per Unit Sold | Consumers | Average Units Per Consumer | Units Consumed                       | Revenue    | Revenue Per Unit Sold | Consumers | Average Units Per Consumer | Units Consumed                             | Revenue    | Revenue Per Unit Sold | Consumers | Average Units Per Consumer |     |
| 1   | Christchurch                    | 112,666,440                        | 1,874,477  | 1.664                 | 622       | 181,196                    | 299,873,008                          | 6,044,462  | 2.016                 | 2,389     | 34,073                     | 941,123,226                                | 12,658,553 | 1.345                 | 1,142     | 11,171                     |     |
| 2   | Dunedin                         | 79,850,565                         | 1,281,314  | 1.603                 | 431       | 185,268                    | 189,587,187                          | 3,512,287  | 1.883                 | 2,321     | 32,221                     | 6,712,560                                  | 1.270      | 1,266                 | 84,244    |                            |     |
| 3   | Hamilton                        | 11,909,865                         | 216,628    | 1.819                 | 138       | 85,303                     | 48,859,460                           | 1,091,430  | 2.400                 | 2,574     | 18,992                     | 52,825,380                                 | 1.640      | 1,318                 | 42,708    |                            |     |
| 4   | Invercargill                    | 6,189,267                          | 114,809    | 1.855                 | 107       | 57,844                     | 48,367,624                           | 1,890,134  | 1.849                 | 1,894     | 26,373                     | 1,793,869                                  | 1.338      | 1,945                 | 10,510    |                            |     |
| 5   | Napier                          | 6,612,570                          | 104,338    | 1.578                 | 30        | 220,419                    | 27,168,455                           | 536,252    | 1.952                 | 1,227     | 22,142                     | 1,753,776                                  | 1.560      | 1,267                 | 5,463     |                            |     |
| 6   | Nelson                          | 4,337,404                          | 86,093     | 1.985                 | 94        | 46,143                     | 23,473,333                           | 540,851    | 2.904                 | 1,470     | 15,969                     | 911,724                                    | 1.438      | 1,606                 | 5,543     |                            |     |
| 7   | New Plymouth                    | 35,595,017                         | 479,394    | 1.347                 | 347       | 102,579                    | 69,524,006                           | 1,184,198  | 1.703                 | 3,100     | 22,827                     | 63,404,397                                 | 1.268      | 1,632                 | 7,714     |                            |     |
| 8   | Palmerston North                | 12,105,395                         | 188,182    | 1.544                 | 194       | 62,399                     | 43,635,498                           | 1,093,534  | 2.076                 | 2,591     | 17,603                     | 2,182,672                                  | 1.498      | 1,606                 | 9,444     |                            |     |
| 9   | Tairāngia                       | 2,839,400                          | 40,954     | 1.442                 | 65        | 43,683                     | 27,345,124                           | 281,553    | 1.693                 | 1,146     | 15,335                     | 1,839,892                                  | 1.190      | 1,384                 | 8,951     |                            |     |
| 10  | Timaru                          | 8,192,395                          | 146,507    | 1.788                 | 81        | 101,141                    | 27,847,673                           | 542,276    | 1.947                 | 1,395     | 19,962                     | 32,816,404                                 | 1.406      | 1,371                 | 9,938     |                            |     |
| 11  | Wellington                      | 42,246,240                         | 585,439    | 1.396                 | 212       | 199,275                    | 246,675,563                          | 5,127,879  | 2.079                 | 9,961     | 24,764                     | 8,269,111                                  | 1.443      | 1,500                 | 9,974     |                            |     |
| 12  | Whangarei                       | 5,364,590                          | 77,625     | 1.447                 | 22        | 243,945                    | 23,484,484                           | 359,146    | 2.300                 | 1,354     | 17,605                     | 8,679,561                                  | 1.498      | 1,498                 | 10,929    |                            |     |
|     |                                 | 327,909,138                        | 5,195,760  | 1.584                 | 2,343     | 139,953                    | 1,065,241,465                        | 21,107,937 | 1.992                 | 41,055    | 25,947                     | 2,877,293,841                              | 1.361      | 1.361                 | 267,676   | 10,749                     |     |
| 1   | Bluff                           | 1,346,210                          | 21,957     | 1.629                 | 20        | 67,410                     | 4,224,409                            | 81,093     | 1.920                 | 246       | 17,172                     | 8,693,295                                  | 1.652      | 1,142                 | 7,612     |                            |     |
| 2   | Kaipoi                          | 1,432,850                          | 44,887     | 3.133                 | 17        | 20,470                     | 3,302,040                            | 53,209     | 1.611                 | 147       | 22,463                     | 12,624,120                                 | 1.266      | 1,269                 | 9,475     |                            |     |
| 3   | Kangaroa                        | 651,535                            | 15,863     | 2.435                 | 70        | 38,326                     | 4,885,623                            | 95,235     | 2.047                 | 265       | 18,580                     | 172,204                                    | 1.440      | 1,318                 | 9,325     |                            |     |
| 4   | Riccarton                       | 6,865,139                          | 93,114     | 1.356                 | 26        | 264,044                    | 3,745,742                            | 2,498      | 2.498                 | 261       | 17,060,289                 | 246,959                                    | 1.448      | 1,945                 | 8,771     |                            |     |
| 5   | Tairāngia                       | 612,638                            | 14,860     | 2.425                 | 27        | 249,698                    | 17,148,628                           | 317,177    | 1.850                 | 444       | 38,623                     | 506,328                                    | 1.267      | 3,131                 | 12,768    |                            |     |
| 6   | Taupo                           | 12,476,681                         | 171,029    | 1.371                 | 27        | 6,440,652                  | 6,440,652                            | 151,504    | 2.352                 | 353       | 18,245                     | 246,462                                    | 1.632      | 1,606                 | 9,402     |                            |     |
| 7   | Te Aroha                        | 1,347,660                          | 19,860     | 1.474                 | 17        | 79,274                     | 27,758,785                           | 456,715    | 1.645                 | 1,106     | 23,098                     | 818,240                                    | 1.376      | 5,638                 | 10,550    |                            |     |
| 8   | Thames                          | 4,362,077                          | 56,305     | 1.291                 | 24        | 181,753                    | 4,047,038                            | 66,426     | 1.690                 | 300       | 13,490                     | 146,537                                    | 1.368      | 1,384                 | 7,821     |                            |     |
| 9   | Waikato                         | 879,950                            | 19,579     | 2.225                 | 50        | 17,599                     | 8,991,570                            | 137,189    | 1.633                 | 309       | 21,049                     | 289,045                                    | 1.370      | 2,321                 | 8,093     |                            |     |
| 10  | Whakatane                       | 578,060                            | 16,270     | 2.815                 | 21        | 27,527                     | 4,962,430                            | 90,695     | 1.828                 | 481       | 10,317                     | 16,750,176                                 | 1.371      | 2,029                 | 8,255     |                            |     |
|     |                                 | 30,555,000                         | 473,724    | 1.550                 | 322       | 94,891                     | 93,565,430                           | 1,745,069  | 1.874                 | 4,580     | 20,429                     | 241,072,242                                | 1.400      | 1.400                 | 24,024    | 9,711                      |     |
| 1   | Heathcote                       | 6,796,444                          | 68,716     | 1.011                 | 1         | 6,796,444                  | 12,549,256                           | 156,779    | 1.249                 | 140       | 89,638                     | 29,827,926                                 | 1.095      | 1,953                 | 15,273    |                            |     |
| 2   | Kaikoura                        | 482,457                            | 9,642      | 1.990                 | 18        | 26,803                     | 3,266,572                            | 65,033     | 1.991                 | 355       | 9,402                      | 152,583                                    | 1.691      | 1,307                 | 6,903     |                            |     |
|     |                                 | 7,278,901                          | 78,358     | 1.076                 | 19        | 383,100                    | 15,815,828                           | 221,812    | 1.402                 | 495       | 31,951                     | 38,849,577                                 | 1.233      | 3,260                 | 11,917    |                            |     |
| 1   | ROTORUA DEPARTMENTS             | 12,476,340                         | 279,769    | 2.242                 | 92        | 135,612                    | 56,559,630                           | 1,192,966  | 2.110                 | 2,292     | 25,454                     | 2,191,264                                  | 1.422      | 17,592                | 8,766     |                            |     |
| 2   | Southland Electric Power Supply | 57,962,177                         | 858,942    | 1.482                 | 268       | 216,277                    | 98,383,941                           | 1,597,928  | 1.624                 | 5,733     | 17,161                     | 230,214,703                                | 1.529      | 25,526                | 9,019     |                            |     |
|     |                                 | 70,438,517                         | 1,138,711  | 1.617                 | 360       | 195,662                    | 154,943,571                          | 2,790,894  | 1.801                 | 7,955     | 19,478                     | 5,710,939                                  | 1.486      | 43,108                | 8,916     |                            |     |
|     | GRAND TOTALS*                   | 2,469,708,288                      | 32,257,091 | 1.306                 | 9,488     | 260,298                    | 5,011,556,316                        | 83,684,235 | 1.671                 | 205,750   | 24,358                     | 11,809,730,196                             | 1.344      | 1,127,643             | 10,468    |                            |     |

Notes—<sup>1</sup>Includes Southland Electric Power Supply. <sup>2</sup>Also included with New Zealand Electricity Department. <sup>3</sup>Includes 2,701,014 kWh free of charge. <sup>4</sup>Includes 237,570 kWh free of charge. <sup>5</sup>Includes 2,938,584 kWh total free of charge. <sup>6</sup>Includes 144,960 kWh. <sup>7</sup>Includes additional 144,960 kWh. <sup>8</sup>Includes additional \$1161. <sup>9</sup>Includes additional \$1161. <sup>10</sup>Includes 10,359 kWh free of charge. <sup>11</sup>Includes 322,679 kWh total free of charge. <sup>12</sup>Includes 439,661 kWh total free of charge. <sup>13</sup>Includes 439,661 kWh total free of charge. <sup>14</sup>Includes 10,359 kWh free of charge. <sup>15</sup>Includes 10,359 kWh free of charge. <sup>16</sup>Includes 10,359 kWh free of charge. <sup>17</sup>Includes 10,359 kWh free of charge. <sup>18</sup>Includes 10,359 kWh free of charge. <sup>19</sup>Includes 10,359 kWh free of charge. <sup>20</sup>Includes 10,359 kWh free of charge. <sup>21</sup>Includes 10,359 kWh free of charge. <sup>22</sup>Includes 10,359 kWh free of charge. <sup>23</sup>Includes 10,359 kWh free of charge. <sup>24</sup>Includes 10,359 kWh free of charge. <sup>25</sup>Includes 10,359 kWh free of charge. <sup>26</sup>Includes 10,359 kWh free of charge. <sup>27</sup>Includes 10,359 kWh free of charge. <sup>28</sup>Includes 10,359 kWh free of charge. <sup>29</sup>Includes 10,359 kWh free of charge. <sup>30</sup>Includes 10,359 kWh free of charge. <sup>31</sup>Includes 10,359 kWh free of charge. <sup>32</sup>Includes 10,359 kWh free of charge. <sup>33</sup>Includes 10,359 kWh free of charge. <sup>34</sup>Includes 10,359 kWh free of charge. <sup>35</sup>Includes 10,359 kWh free of charge. <sup>36</sup>Includes 10,359 kWh free of charge. <sup>37</sup>Includes 10,359 kWh free of charge. <sup>38</sup>Includes 10,359 kWh free of charge. <sup>39</sup>Includes 10,359 kWh free of charge. <sup>40</sup>Includes 10,359 kWh free of charge. <sup>41</sup>Includes 10,359 kWh free of charge. <sup>42</sup>Includes 10,359 kWh free of charge. <sup>43</sup>Includes 10,359 kWh free of charge. <sup>44</sup>Includes 10,359 kWh free of charge. <sup>45</sup>Includes 10,359 kWh free of charge. <sup>46</sup>Includes 10,359 kWh free of charge. <sup>47</sup>Includes 10,359 kWh free of charge. <sup>48</sup>Includes 10,359 kWh free of charge. <sup>49</sup>Includes 10,359 kWh free of charge. <sup>50</sup>Includes 10,359 kWh free of charge. <sup>51</sup>Includes 10,359 kWh free of charge. <sup>52</sup>Includes 10,359 kWh free of charge. <sup>53</sup>Includes 10,359 kWh free of charge. <sup>54</sup>Includes 10,359 kWh free of charge. <sup>55</sup>Includes 10,359 kWh free of charge. <sup>56</sup>Includes 10,359 kWh free of charge. <sup>57</sup>Includes 10,359 kWh free of charge. <sup>58</sup>Includes 10,359 kWh free of charge. <sup>59</sup>Includes 10,359 kWh free of charge. <sup>60</sup>Includes 10,359 kWh free of charge. <sup>61</sup>Includes 10,359 kWh free of charge. <sup>62</sup>Includes 10,359 kWh free of charge. <sup>63</sup>Includes 10,359 kWh free of charge. <sup>64</sup>Includes 10,359 kWh free of charge. <sup>65</sup>Includes 10,359 kWh free of charge. <sup>66</sup>Includes 10,359 kWh free of charge. <sup>67</sup>Includes 10,359 kWh free of charge. <sup>68</sup>Includes 10,359 kWh free of charge. <sup>69</sup>Includes 10,359 kWh free of charge. <sup>70</sup>Includes 10,359 kWh free of charge. <sup>71</sup>Includes 10,359 kWh free of charge. <sup>72</sup>Includes 10,359 kWh free of charge. <sup>73</sup>Includes 10,359 kWh free of charge. <sup>74</sup>Includes 10,359 kWh free of charge. <sup>75</sup>Includes 10,359 kWh free of charge. <sup>76</sup>Includes 10,359 kWh free of charge. <sup>77</sup>Includes 10,359 kWh free of charge. <sup>78</sup>Includes 10,359 kWh free of charge. <sup>79</sup>Includes 10,359 kWh free of charge. <sup>80</sup>Includes 10,359 kWh free of charge. <sup>81</sup>Includes 10,359 kWh free of charge. <sup>82</sup>Includes 10,359 kWh free of charge. <sup>83</sup>Includes 10,359 kWh free of charge. <sup>84</sup>Includes 10,359 kWh free of charge. <sup>85</sup>Includes 10,359 kWh free of charge. <sup>86</sup>Includes 10,359 kWh free of charge. <sup>87</sup>Includes 10,359 kWh free of charge. <sup>88</sup>Includes 10,359 kWh free of charge. <sup>89</sup>Includes 10,359 kWh free of charge. <sup>90</sup>Includes 10,359 kWh free of charge. <sup>91</sup>Includes 10,359 kWh free of charge. <sup>92</sup>Includes 10,359 kWh free of charge. <sup>93</sup>Includes 10,359 kWh free of charge. <sup>94</sup>Includes 10,359 kWh free of charge. <sup>95</sup>Includes 10,359 kWh free of charge. <sup>96</sup>Includes 10,359 kWh free of charge. <sup>97</sup>Includes 10,359 kWh free of charge. <sup>98</sup>Includes 10,359 kWh free of charge. <sup>99</sup>Includes 10,359 kWh free of charge. <sup>100</sup>Includes 10,359 kWh free of charge.

TABLE XIa—SUMMARY OF PUBLIC LIGHTING, RAILWAY AND URBAN TRACTION, INDUSTRIAL SALES (GROUPS 9, 10, AND 16) FOR THE YEAR ENDED 31 MARCH 1972

| No. | Supply Authorities | Group 3—Public Lighting |                 |                       |                            | Group 5—Railway Traction |               |                       |                            | Group 6—Urban Traction |               |                       |                            | Industrial Sales<br>Group 9, 10 and 16 (inclusive)—Iron and Steel Basic;<br>Non-ferrous metal; Wood, Paper and Pulp Products |                  |                       |                            |                  |
|-----|--------------------|-------------------------|-----------------|-----------------------|----------------------------|--------------------------|---------------|-----------------------|----------------------------|------------------------|---------------|-----------------------|----------------------------|--|------------------|-----------------------|----------------------------|------------------|
|     |                    | Units Sold              | Revenue         | Revenue per Unit Sold | Average Units per Consumer | Units Sold               | Revenue       | Revenue per Unit Sold | Average Units per Consumer | Units Sold             | Revenue       | Revenue per Unit Sold | Average Units per Consumer | Units Sold   | Revenue          | Revenue per Unit Sold | Average Units per Consumer |                  |
| 1   | NEW ZEALAND..      | kWh<br>102,647,784      | \$<br>1,854,608 | c<br>1,807            | Number<br>1,162            | kWh<br>88,337            | \$<br>362,675 | c<br>1,362            | Number<br>1                | kWh<br>26,246,323      | \$<br>224,948 | c<br>1,276            | Number<br>3                | kWh<br>5,871,925   | \$<br>10,217,525 | c<br>0,528            | Number<br>1,656            | kWh<br>1,183,267 |

NOTE.—Reduced by 3 as New Zealand Railways traction treated as one consumer.

TABLE XIb—ANALYSIS OF INDUSTRIAL SALES (GROUPS 7, 8, 11-15, 17-18 INCLUSIVE) BY TYPE OF SUPPLY AUTHORITY FOR THE YEAR ENDED 31 MARCH 1972

| No. | Type of Supply Authority                        | Industrial Sales    |              |                       |                            |                                 |              |                       |                            |   |               |                       |                            |   |               |                       |                            |   |         |                       |                            |
|-----|---|---------------------|--------------|-----------------------|----------------------------|---------------------------------|--------------|-----------------------|----------------------------|---|---------------|-----------------------|----------------------------|---|---------------|-----------------------|----------------------------|---|---------|-----------------------|----------------------------|
|     |   | Group 7—Coal Mining |              |                       |                            | Group 8—Other Mining Industries |              |                       |                            | Group 11—Manufacture of Mechanical and Electrical Equipment |               |                       |                            | Group 12—Manufacture of Chemicals and Chemical Products |               |                       |                            | Group 13—Manufacture of Glass, Pottery, China and Earthenware, and Building Materials |         |                       |                            |
|     |   | Units Sold          | Revenue      | Revenue per Unit Sold | Average Units per Consumer | Units Sold                      | Revenue      | Revenue per Unit Sold | Average Units per Consumer | Units Sold  | Revenue       | Revenue per Unit Sold | Average Units per Consumer | Units Sold  | Revenue       | Revenue per Unit Sold | Average Units per Consumer | Units Sold  | Revenue | Revenue per Unit Sold | Average Units per Consumer |
| 1   | New Zealand Electricity Department <sup>1</sup> | kWh<br>2,828,025    | \$<br>48,516 | c<br>1,716            | Number<br>12               | kWh<br>235,668                  | \$<br>84,912 | c<br>1,129            | Number<br>35               | kWh<br>7,519,317  | \$<br>934,464 | c<br>1,705            | Number<br>333              | kWh<br>214,838  | \$<br>164,575 | c<br>2                | Number<br>114              | kWh<br>47,984   |         |                       |                            |
| 2   | Electric Power Boards                           | 17,025,071          | 251,487      | 1,477                 | 68                         | 51,803,654                      | 934,464      | 1,705                 | 333                        | 164,575   | 2             | 114                   | 47,984                     | 1,110   | 451,504       | 2                     | 351                        | 451,504   |         |                       |                            |
| 3   | City Councils                                   | 135,384             | 3,046        | 2,250                 | 1                          | 2,777,261                       | 64,082       | 2,307                 | 36                         | 77,146  | 3             | 4                     | 194,804                    | 1,096   | 194,804       | 3                     | 16                         | 194,804   |         |                       |                            |
| 4   | Borough Councils                                | ..                  | ..           | ..                    | ..                         | 1,662,680                       | 17,121       | 1,611                 | 2                          | 531,340   | 4             | 5                     | 56,588                     | 1,691   | 56,588        | 4                     | 36                         | 56,588  |         |                       |                            |
| 5   | County Councils                                 | ..                  | ..           | ..                    | ..                         | 1,676,604                       | 35,914       | 2,142                 | 34                         | 49,314  | 5             | 6                     | 353,919                    | 1,117   | 353,919       | 5                     | 517                        | 353,919   |         |                       |                            |
| 6   | Government Departments <sup>2</sup>             | 2,828,025           | 48,516       | 1,716                 | 12                         | 235,668                         | 84,912       | 1,129                 | 35                         | 7,519,317   | 934,464       | 1,705                 | 333                        | 214,838   | 164,575       | 2                     | 114                        | 47,984  |         |                       |                            |
| 7   | NEW ZEALAND                                     | 19,988,480          | 303,049      | 1,516                 | 81                         | 246,771                         | 66,200,632   | 1,101,397             | 407                        | 162,655   | 7             | 7                     | 353,919                    | 1,117   | 353,919       | 7                     | 517                        | 353,919   |         |                       |                            |

(For notes see page 27.)

TABLE XIb—ANALYSIS OF INDUSTRIAL SALES (GROUPS 7, 8, 11-15, 17-18 INCLUSIVE) BY TYPE OF SUPPLY AUTHORITY FOR THE YEAR ENDED 31 MARCH 1972—continued

| No. | Type of Supply Authority           | Industrial Sales                                |           |                       |           |                            |  |         |                       |           |                            |  |         |                       |           |                            |
|-----|------------------------------------|---|-----------|-----------------------|-----------|----------------------------|--|---------|-----------------------|-----------|----------------------------|--|---------|-----------------------|-----------|----------------------------|
|     |                                    | Group 14—Food, Beverage, and Tobacco Industries |           |                       |           |                            | Group 15—Manufacture of Textiles, Leather and Rubber Products, and Wearing Apparel |         |                       |           |                            | Group 17—Other Manufacturing Industries not Classified Elsewhere |         |                       |           |                            |
|     |                                    | Units Sold                                      | Revenue   | Revenue Per Unit Sold | Consumers | Average Units Per Consumer | Units Sold   | Revenue | Revenue Per Unit Sold | Consumers | Average Units Per Consumer | Units Sold   | Revenue | Revenue Per Unit Sold | Consumers | Average Units Per Consumer |
| 1   | New Zealand Electricity Department | kWh   | \$        | c                     | Number    | kWh                        | \$   | c       | Number                | kWh       | \$                         | c  | Number  | kWh                   |           |                            |
| 2   | Electric Power Boards              | 41,323,061                                      | 575,519   | 1.393                 | 71        | 592,015                    | 6,554  | 1.071   | 9                     | 38,922    | 113,571                    | 2.082  | 6       | 18,928                |           |                            |
| 3   | City Councils                      | 518,242,973                                     | 7,418,498 | 1.431                 | 1,110     | 496,806                    | 1,869,740  | 1.562   | 656                   | 182,421   | 181,570,065                | 1.480  | 785     | 231,299               |           |                            |
| 4   | Borough Councils                   | 110,802,273                                     | 1,652,238 | 1.491                 | 403       | 274,944                    | 1,081,535  | 1.571   | 302                   | 227,996   | 29,973,966                 | 1.771  | 260     | 111,055               |           |                            |
| 5   | County Councils                    | 3,149,849                                       | 62,247    | 1.976                 | 43        | 73,232                     | 6,899  | 2.056   | 14                    | 29,761    | 2,062,892                  | 3.124  | 130     | 15,866                |           |                            |
| 6   | Government Departments             | 43,124,961                                      | 596,011   | 1.382                 | 82        | 525,914                    | 10,106   | 2.035   | 11                    | 45,143    | 7,276,901                  | 1.076  | 19      | 383,100               |           |                            |
| 7   | NEW ZEALAND                        | 675,920,056                                     | 9,729,054 | 1.441                 | 1,638     | 412,283                    | 2,968,220  | 1.568   | 983                   | 192,627   | 290,247,215                | 2.220  | 1,208   | 182,324               |           |                            |

| No. | Type of Supply Authority           | Industrial Sales            |         |                       |           |                            |   |         |                       |           |                            |
|-----|------------------------------------|-----------------------------|---------|-----------------------|-----------|----------------------------|---|---------|-----------------------|-----------|----------------------------|
|     |                                    | Group 18—Construction Works |         |                       |           |                            | Groups 7-18 (inclusive)—Total Industrial Sales* |         |                       |           |                            |
|     |                                    | Units Sold                  | Revenue | Revenue per Unit Sold | Consumers | Average Units per Consumer | Units Sold                                      | Revenue | Revenue per Unit Sold | Consumers | Average Units per Consumer |
| 1   | New Zealand Electricity Department | kWh                         | \$      | c                     | Number    | kWh                        | \$  | c       | Number                | kWh       |                            |
| 2   | Electric Power Boards              | 10,746,070                  | 97,891  | 0.964                 | 3         | 826,621                    | 2,093,526,732                                   | 1.248   | 6,444                 | 315,765   |                            |
| 3   | City Councils                      | 52,958,483                  | 791,543 | 1.495                 | 624       | 94,869                     | 327,909,138                                     | 1.584   | 2,943                 | 139,953   |                            |
| 4   | Borough Councils                   | 5,195,108                   | 91,220  | 1.756                 | 404       | 12,859                     | 5,195,760                                       | 1.550   | 3,322                 | 94,693    |                            |
| 5   | County Councils                    | 27,187                      | 788     | 2.907                 | 15        | 1,807                      | 473,724   | 1.076   | 19                    | 383,100   |                            |
| 6   | Government Departments             | 1,009,197                   | 15,403  | 1.526                 | 12        | 7,276,901                  | 78,358  | 1.617   | 360                   | 195,662   |                            |
| 7   | NEW ZEALAND                        | 68,946,058                  | 977,011 | 1.417                 | 1,057     | 65,228                     | 2,469,708,288                                   | 1.305   | 9,488                 | 260,298   |                            |

\*Includes Southland Electric Power Supply, Southland Electric Power Supply also included with New Zealand Electricity Department.  
 †Due to inadequate information Lyttelton Borough Council figures have been included in Group 17, 1,432,850 kWh at \$44,887.  
 ‡Groups 7-18 (inclusive) Total Industrial Sales excludes New Zealand Electricity Department.



| No. | Supply Authorities                  | Per Unit Sold (Including Bulk Sales) | Per Unit Sold (Retail Sales) | Per Unit Sold (Domestic Supply) | Per Unit Sold (Non-domestic Supply) | Per Head of Population* | Per Retail Consumer | Per Unit Generated | Per Unit Purchased | Per Unit Sold | Per Unit Operation and Maintenance | Per Unit Management and General | Per Unit Sold—Capital Charges | Per Unit Sold—Total | Total Annual Costs—Per Unit Sold | Capital Charges Percent of Total Capital Expenditure | Loan Liability Percent of Total Capital Expenditure | Surplus Percent of Total Revenue | Loan Liability Per Consumer | No. |
|-----|-------------------------------------|--------------------------------------|------------------------------|---------------------------------|-------------------------------------|-------------------------|---------------------|--------------------|--------------------|---------------|------------------------------------|---------------------------------|-------------------------------|---------------------|----------------------------------|--|---|----------------------------------|-----------------------------|-----|
| 1   | Christchurch                        | 1.345                                | 1.345                        | 1.031                           | 2.016                               | 53.56                   | 150.26              | 0.559              | 0.570              | 0.918         | 0.113                              | 0.108                           | 0.227                         | 0.448               | 1.366                            | 7.74   | 16.92   | -0.22                            | 55.49                       | 1   |
| 2   | Dunedin                             | 1.270                                | 1.270                        | 1.044                           | 2.090                               | 58.47                   | 155.88              | 0.581              | 0.581              | 0.513         | 0.183                              | 0.174                           | 0.141                         | 0.459               | 1.112                            | 4.30   | 14.28   | 14.61                            | 77.07                       | 2   |
| 3   | Hamilton                            | 1.640                                | 1.640                        | 1.139                           | 2.940                               | 69.40                   | 144.81              | 0.693              | 0.738              | 0.847         | 0.097                              | 0.163                           | 0.029                         | 0.289               | 1.135                            | 1.02   | 0.30  | 30.79                            | 0.76                        | 3   |
| 4   | Invercargill                        | 1.338                                | 1.338                        | 1.055                           | 1.940                               | 45.01                   | 126.65              | 0.600              | 0.600              | 0.844         | 0.204                              | 0.083                           | 0.088                         | 0.375               | 1.218                            | 3.57   | 19.59   | 13.36                            | 45.47                       | 4   |
| 5   | Napier                              | 1.560                                | 1.560                        | 1.173                           | 1.952                               | 67.15                   | 133.85              | 0.774              | 0.774              | 0.819         | 0.103                              | 0.226                           | 0.205                         | 0.615               | 1.434                            | 6.15   | 43.42   | 11.08                            | 143.15                      | 5   |
| 6   | Nelson                              | 1.438                                | 1.438                        | 0.929                           | 2.304                               | 57.34                   | 135.79              | 0.761              | 0.761              | 0.829         | 0.243                              | 0.118                           | 0.101                         | 0.463               | 1.292                            | 4.36   | 8.40  | 11.27                            | 18.25                       | 6   |
| 7   | New Plymouth                        | 1.268                                | 1.268                        | 0.923                           | 1.703                               | 48.75                   | 126.74              | 0.844              | 0.691              | 0.714         | 0.210                              | 0.082                           | 0.037                         | 0.367               | 1.080                            | 3.57   | 3.57  | 16.17                            | 18.25                       | 7   |
| 8   | Palmerston North                    | 1.279                                | 1.279                        | 0.938                           | 2.076                               | 44.98                   | 114.44              | 0.965              | 0.965              | 0.846         | 0.068                              | 0.136                           | 0.097                         | 0.301               | 1.147                            | 4.93   | 4.93  | 11.02                            | 625.31                      | 8   |
| 9   | Tauranga                            | 1.167                                | 1.167                        | 0.704                           | 1.623                               | 71.01                   | 118.26              | 0.509              | 0.509              | 0.705         | 0.091                              | 0.064                           | 0.138                         | 0.293               | 0.999                            | 3.49   | 67.66   | 17.12                            | 625.31                      | 9   |
| 10  | Timaru                              | 1.406                                | 1.406                        | 1.127                           | 1.947                               | 56.21                   | 140.21              | 0.749              | 0.749              | 0.785         | 0.147                              | 0.123                           | 0.113                         | 0.364               | 1.168                            | 4.90   | 6.75  | 17.78                            | 115.92                      | 10  |
| 11  | Wellington                          | 1.443                                | 1.443                        | 0.962                           | 2.079                               | 67.75                   | 157.68              | 0.846              | 0.846              | 0.904         | 0.204                              | 0.109                           | 0.165                         | 0.400               | 1.384                            | 5.61   | 35.90   | 6.08                             | 115.92                      | 11  |
| 12  | Whangarei                           | 1.498                                | 1.498                        | 0.965                           | 2.300                               | 53.96                   | 136.24              | 0.795              | 0.795              | 0.968         | 0.137                              | 0.113                           | 0.104                         | 0.354               | 1.343                            | 7.29   | 0.86  | 10.48                            | 115.92                      | 12  |
|     |                                     | 1.361                                | 1.361                        | 0.996                           | 1.982                               | 56.64                   | 146.32              | 0.591              | 0.795              | 0.829         | 0.157                              | 0.123                           | 0.161                         | 0.441               | 1.270                            | 5.53   | 20.18   | 8.21                             | 67.26                       |     |
| 1   | Bluff                               | 1.662                                | 1.662                        | 1.419                           | 1.920                               | 44.60                   | 126.55              | 0.889              | 0.889              | 0.882         | 0.222                              | 0.248                           | 0.100                         | 0.571               | 1.553                            | 3.91   | 1.44  | 7.40                             | 2.81                        | 1   |
| 2   | Kaipoi                              | 1.266                                | 1.266                        | 1.136                           | 1.611                               | 41.04                   | 119.99              | 0.795              | 0.795              | 0.842         | 0.032                              | 0.202                           | 0.102                         | 0.336               | 1.179                            | 5.65   | 2.43  | 9.53                             | 4.14                        | 2   |
| 3   | Lytelton                            | 1.440                                | 1.440                        | 1.041                           | 2.087                               | 60.66                   | 130.72              | 0.728              | 0.728              | 0.845         | 0.295                              | 0.143                           | 0.104                         | 0.544               | 1.309                            | 5.33   | 19.40   | 6.06                             | 42.95                       | 3   |
| 4   | Rangiora                            | 1.440                                | 1.440                        | 1.172                           | 2.428                               | 50.50                   | 126.97              | 0.709              | 0.709              | 0.834         | 0.184                              | 0.111                           | 0.099                         | 0.394               | 1.228                            | 3.99   | 19.40   | 17.58                            | 37.05                       | 4   |
| 5   | Riccarton                           | 1.267                                | 1.267                        | 0.829                           | 1.850                               | 71.11                   | 161.71              | 0.811              | 0.811              | 0.831         | 0.140                              | 0.179                           | 0.086                         | 0.406               | 1.236                            | 5.84   | 19.40   | 2.88                             | 37.05                       | 5   |
| 6   | Taumarunui                          | 1.632                                | 1.632                        | 1.097                           | 2.352                               | 58.96                   | 153.46              | 0.884              | 0.884              | 0.933         | 0.146                              | 0.182                           | 0.058                         | 0.386               | 1.419                            | 4.20   | 26.80   | 13.98                            | 107.24                      | 6   |
| 7   | Taupo                               | 1.376                                | 1.376                        | 1.140                           | 1.645                               | 57.42                   | 145.13              | 0.261              | 0.704              | 0.646         | 0.116                              | 0.212                           | 0.284                         | 0.611               | 1.258                            | 7.56   | 51.15   | 9.86                             | 236.30                      | 7   |
| 8   | Te Aroha                            | 1.368                                | 1.368                        | 1.102                           | 1.630                               | 45.51                   | 105.80              | 0.892              | 0.892              | 0.870         | 0.182                              | 0.107                           | 0.109                         | 0.398               | 1.368                            | 6.73   | 7.56  | 5.50                             | 236.30                      | 8   |
| 9   | Thames                              | 1.370                                | 1.370                        | 1.195                           | 1.633                               | 49.75                   | 124.53              | 0.814              | 0.814              | 0.867         | 0.076                              | 0.167                           | 0.046                         | 0.228               | 1.094                            | 4.08   | 3.72  | 20.43                            | 3.78                        | 9   |
| 10  | Waeroa                              | 1.371                                | 1.371                        | 1.179                           | 1.828                               | 41.90                   | 113.18              | 0.884              | 0.884              | 0.918         | 0.101                              | 0.129                           | 0.076                         | 0.307               | 1.225                            | 4.72   | ..  | 10.62                            | ..                          | 10  |
| 11  | Whakatane                           | 1.500                                | 1.500                        | 1.108                           | 2.368                               | 50.20                   | 137.01              | 0.810              | 0.810              | 0.863         | 0.084                              | 0.214                           | 0.122                         | 0.420               | 1.283                            | 4.71   | 14.54   | 15.49                            | 34.55                       | 11  |
|     |                                     | 1.400                                | 1.400                        | 1.101                           | 1.874                               | 53.44                   | 135.71              | 0.352              | 0.829              | 0.824         | 0.130                              | 0.175                           | 0.137                         | 0.443               | 1.267                            | 5.95   | 28.79   | 10.82                            | 73.52                       |     |
| 1   | Heathcote                           | 1.095                                | 1.095                        | 0.983                           | 1.249                               | 53.19                   | 167.22              | 0.782              | 0.782              | 0.836         | 0.029                              | 0.140                           | 0.082                         | 0.251               | 1.078                            | 6.38   | 11.77   | 4.72                             | 23.15                       | 1   |
| 2   | Kaikoura                            | 1.691                                | 1.691                        | 1.521                           | 1.991                               | 55.48                   | 116.74              | 0.770              | 0.770              | 0.864         | 0.329                              | 0.123                           | 0.185                         | 0.637               | 1.521                            | 4.76   | 9.15  | 12.26                            | 24.57                       | 2   |
|     |                                     | 1.233                                | 1.233                        | 1.117                           | 1.402                               | 53.90                   | 146.98              | 0.786              | 0.786              | 0.840         | 0.099                              | 0.136                           | 0.106                         | 0.341               | 1.180                            | 5.60   | 10.52   | 7.11                             | 23.72                       |     |
| 1   | Government Departments              | 1.422                                | 1.422                        | 1.023                           | 2.110                               | 44.39                   | 124.63              | 0.798              | 0.798              | 0.883         | 0.168                              | 0.149                           | 0.190                         | 0.508               | 1.390                            | 7.07   | 74.51   | 4.65                             | 175.86                      | 1   |
| 2   | Southland Electric Power Supply     | 1.242                                | 1.242                        | 1.458                           | 1.654                               | 52.14                   | 137.89              | 0.798              | 0.798              | 0.883         | 0.168                              | 0.149                           | 0.190                         | 0.508               | 1.390                            | 7.07   | 74.51   | 4.65                             | 175.86                      | 2   |
|     |                                     | 1.294                                | 1.294                        | 1.485                           | 1.810                               | 48.87                   | 132.48              | 0.798              | 0.798              | 0.883         | 0.168                              | 0.149                           | 0.190                         | 0.508               | 1.390                            | 7.07   | 74.51   | 4.65                             | 175.86                      |     |
|     | Averages for all supply authorities | 1.243                                | 1.243                        | 1.101                           | 1.998                               | 56.15                   | 144.37              | 0.444              | 0.723              | 0.515         | 0.194                              | 0.148                           | 0.286                         | 0.627               | 1.142                            | 5.87   | 61.71   | 6.27                             | ..                          |     |
|     | GRAND TOTALS 1971                   | 1.287                                | 1.287                        | 1.032                           | 1.537                               | 51.88                   | 136.95              | 0.465              | 0.920              | 0.543         | 0.182                              | 0.133                           | 0.298                         | 0.613               | 1.156                            | 6.00   | 62.83   | 7.58                             | ..                          |     |
|     | 1970                                | 1.294                                | 1.294                        | 1.085                           | 1.559                               | 50.93                   | 131.82              | 0.457              | 0.761              | 0.536         | 0.168                              | 0.115                           | 0.302                         | 0.582               | 1.119                            | 6.14   | 63.87   | 9.57                             | ..                          |     |
|     | 1969                                | 1.302                                | 1.302                        | 1.091                           | 1.566                               | 49.10                   | 125.97              | 0.417              | 0.569              | 0.467         | 0.162                              | 0.110                           | 0.310                         | 0.583               | 1.070                            | 6.15   | 65.31   | 12.20                            | ..                          |     |
|     | 1968                                | 1.215                                | 1.215                        | 1.021                           | 1.479                               | 43.78                   | 118.54              | 0.390              | 0.592              | 0.487         | 0.162                              | 0.110                           | 0.310                         | 0.583               | 0.920                            | 5.92   | 65.19   | 11.14                            | ..                          |     |
|     | 1967                                | 1.116                                | 1.116                        | 0.932                           | 1.368                               | 39.41                   | 107.96              | 0.376              | 0.548              | 0.488         | 0.156                              | 0.106                           | 0.300                         | 0.562               | 0.919                            | 5.48   | 65.14   | 12.15                            | ..                          |     |
|     | 1966                                | 1.099                                | 1.099                        | 0.920                           | 1.334                               | 36.99                   | 101.94              | 0.348              | 0.548              | 0.488         | 0.156                              | 0.106                           | 0.300                         | 0.562               | 0.919                            | 5.48   | 65.14   | 12.15                            | ..                          |     |
|     | 1965                                | 1.099                                | 1.099                        | 0.920                           | 1.334                               | 34.22                   | 95.72               | 0.348              | 0.548              | 0.488         | 0.156                              | 0.106                           | 0.300                         | 0.562               | 0.919                            | 5.48   | 65.14   | 12.15                            | ..                          |     |
|     | 1964                                | 1.103                                | 1.103                        | 0.919                           | 1.360                               | 32.33                   | 91.63               | 0.324              | 0.534              | 0.464         | 0.156                              | 0.106                           | 0.300                         | 0.562               | 0.920                            | 5.70   | 66.95   | 11.29                            | ..                          |     |
|     | 1963                                | 1.121                                | 1.121                        | 0.926                           | 1.398                               | 29.72                   | 84.76               | 0.364              | 0.564              | 0.464         | 0.156                              | 0.106                           | 0.300                         | 0.562               | 0.920                            | 5.71   | 69.85   | 11.28                            | ..                          |     |
|     | 1962                                | 1.117                                | 1.117                        | 0.907                           | 1.422                               | 27.94                   | 80.14               | 0.369              | 0.569              | 0.464         | 0.156                              | 0.106                           | 0.300                         | 0.562               | 0.980                            | 5.72   | 71.63   | 11.26                            | ..                          |     |

Notes—Also shown in table XI. Net costs divided by retail units. Retail sales. Includes Southland Electric Power Supply. Also included with New Zealand Electricity Department. Power purchased from sundry private plants.

TABLE XIII—STATISTICS OF POPULATION, TOTAL CONSUMERS, ELECTRIC RANGES AND WATER-HEATERS, STAFF EMPLOYED, FOR THE YEAR ENDED 31 MARCH 1972

| No | Supply Authorities                              | Population Included in Area of Supply | Total Number of Consumers <sup>1</sup> | Ratio of Total Number of Consumers to Population | Electric Ranges |               |  | Electric Water-heaters |               |   | Consumers Per Route-mile of Line | Staff Employed <sup>2</sup> | No. |
|----|---|---------------------------------------|--|--|-----------------|---------------|--|------------------------|---------------|---|----------------------------------|-----------------------------|-----|
|    |   |                                       |  |  | Domestic        | Total         | Ratio, Number of Domestic Ranges to Number of Domestic Consumers | Domestic               | Total         | Ratio, Number of Domestic Water-heaters to Number of Domestic Consumers |                                  |                             |     |
|    |   |                                       |  |  |                 |               |  |                        |               |   |                                  |                             |     |
| 1  | NEW ZEALAND ELECTRICITY DEPARTMENT <sup>3</sup> | ..                                    | Number 27,258                          | Percent ..                                       | Number 16,746   | Number 17,610 | Percent ..   | Number 15,918          | Number 17,010 | Percent ..  | Number ..                        | Number 4,579                | 1   |
|    | POWER BOARDS                                    | ..                                    |  |  |                 |               |  |                        |               |   |                                  |                             |     |
| 1  | Amethyst ..                                     | 1,850                                 | 536                                    | 28.97  | 227             | 252           | 66.18  | 227                    | 315           | 66.18   | 4.19                             | 13                          | 1   |
| 2  | Ashburton ..                                    | 24,720                                | 11,280                                 | 45.63  | 7,555           | 7,636         | 87.36  | 10,404                 | 11,389        | 120.30  | 6.82                             | 94                          | 2   |
| 3  | Auckland ..                                     | 461,840                               | 172,215                                | 37.29  | 121,695         | 121,695       | 83.05  | 132,206                | 132,206       | 90.23   | 52.06                            | 974                         | 3   |
| 4  | Bay of Islands ..                               | 34,970                                | 13,404                                 | 38.33  | 8,703           | 9,029         | 89.73  | 8,138                  | 10,388        | 4.91  | 4.91                             | 113                         | 4   |
| 5  | Bay of Plenty ..                                | 33,960                                | 11,097                                 | 32.68  | 6,606           | 6,679         | 78.66  | 6,507                  | 7,622         | 77.48   | 11.39                            | 130                         | 5   |
| 6  | Buller ..                                       | 8,040                                 | 3,353                                  | 41.70  | 1,326           | 1,382         | 49.87  | 1,049                  | 1,326         | 39.45   | 8.73                             | 35                          | 6   |
| 7  | Cambridge ..                                    | 10,620                                | 4,533                                  | 42.68  | 3,056           | 3,122         | 92.05  | 3,457                  | 3,531         | 104.13  | 7.94                             | 24                          | 7   |
| 8  | Central Canterbury ..                           | 40,690                                | 16,252                                 | 39.94  | 11,477          | 11,595        | 91.96  | 11,456                 | 12,600        | 91.79   | 8.42                             | 154                         | 8   |
| 9  | Central Hawke's Bay ..                          | 12,980                                | 6,124                                  | 47.18  | 4,687           | 4,733         | 103.72   | 4,593                  | 4,692         | 101.64  | 5.00                             | 35                          | 9   |
| 10 | Central Waikato ..                              | 90,330                                | 30,110                                 | 33.33  | 21,530          | 22,013        | 87.34  | 21,300                 | 23,785        | 86.40   | 10.81                            | 203                         | 10  |
| 11 | Dannevirke ..                                   | 12,430                                | 5,615                                  | 45.17  | 3,831           | 3,944         | 95.75  | 3,675                  | 4,252         | 91.85   | 9.34                             | 49                          | 11  |
| 12 | Egmont ..                                       | 25,510                                | 11,448                                 | 44.88  | 7,218           | 7,289         | 92.75  | 7,271                  | 9,639         | 93.43   | 13.13                            | 80                          | 12  |
| 13 | Franklin ..                                     | 34,570                                | 15,491                                 | 44.81  | 9,946           | 9,956         | 93.02  | 9,809                  | 11,517        | 91.83   | 12.92                            | 105                         | 13  |
| 14 | Golden Bay ..                                   | 3,340                                 | 2,373                                  | 68.05  | 1,000           | 1,035         | 72.73  | 1,127                  | 1,171         | 81.96   | 6.61                             | 20                          | 14  |
| 15 | Grey ..   | 15,640                                | 7,079                                  | 45.26  | 4,290           | 4,332         | 73.20  | 3,268                  | 3,565         | 57.28   | 13.41                            | 62                          | 15  |
| 16 | Hawke's Bay ..                                  | 88,170                                | 31,249                                 | 35.44  | 25,071          | 25,558        | 94.22  | 23,937                 | 25,582        | 89.96   | 13.46                            | 246                         | 16  |
| 17 | Horowhenua ..                                   | 46,010                                | 21,902                                 | 47.60  | 15,538          | 16,065        | 82.44  | 16,091                 | 17,504        | 85.37   | 15.10                            | 143                         | 17  |
| 18 | Hutt Valley ..                                  | 191,250                               | 60,150                                 | 31.45  | 49,950          | 50,413        | 92.63  | 52,421                 | 54,241        | 97.21   | 31.93                            | 434                         | 18  |
| 19 | King Country ..                                 | 19,080                                | 6,950                                  | 36.43  | 4,068           | 4,160         | 77.47  | 3,860                  | 4,041         | 73.51   | 5.02                             | 42                          | 19  |
| 20 | Manawatu-Oroua ..                               | 40,090                                | 15,986                                 | 39.82  | 10,910          | 11,113        | 93.78  | 11,166                 | 12,677        | 95.98   | 9.59                             | 132                         | 20  |
| 21 | Marlborough ..                                  | 29,320                                | 11,307                                 | 38.56  | 7,344           | 7,438         | 83.26  | 7,826                  | 8,258         | 88.72   | 10.69                            | 124                         | 21  |
| 22 | North Auckland ..                               | 44,920                                | 19,816                                 | 44.11  | 14,285          | 14,499        | 97.09  | 13,165                 | 17,183        | 89.48   | 5.49                             | 185                         | 22  |
| 23 | North Canterbury ..                             | 19,190                                | 10,026                                 | 52.25  | 6,208           | 6,383         | 85.98  | 6,527                  | 7,215         | 90.40   | 5.50                             | 97                          | 23  |
| 24 | Otago ..  | 26,140                                | 13,056                                 | 49.95  | 6,670           | 6,301         | 63.83  | 6,120                  | 6,402         | 5.17  | 5.17                             | 93                          | 24  |
| 25 | Otago Central ..                                | 16,300                                | 7,900                                  | 48.47  | 4,972           | 5,665         | 78.14  | 4,882                  | 5,545         | 76.72   | 6.56                             | 124                         | 25  |
| 26 | Poverty Bay ..                                  | 45,160                                | 19,900                                 | 44.07  | 11,448          | 11,783        | 79.38  | 11,286                 | 12,119        | 78.26   | 13.22                            | 161                         | 26  |
| 27 | South Canterbury ..                             | 37,920                                | 13,959                                 | 36.81  | 9,296           | 9,522         | 75.25  | 8,675                  | 9,151         | 70.23   | 6.17                             | 118                         | 27  |
| 28 | Taranaki ..                                     | 26,950                                | 12,148                                 | 45.08  | 7,553           | 7,789         | 90.01  | 7,226                  | 9,173         | 86.12   | 11.83                            | 33                          | 28  |
| 29 | Tararua ..                                      | 8,220                                 | 4,516                                  | 54.94  | 2,725           | 2,733         | 90.59  | 2,577                  | 3,017         | 85.67   | 5.86                             | 33                          | 29  |
| 30 | Tauranga ..                                     | 52,730                                | 20,824                                 | 39.49  | 16,124          | 16,124        | 93.73  | 15,134                 | 16,792        | 87.98   | 10.86                            | 186                         | 30  |
| 31 | Te Awamutu ..                                   | 19,340                                | 8,256                                  | 42.69  | 5,040           | 5,210         | 88.62  | 5,178                  | 6,618         | 91.05   | 13.78                            | 40                          | 31  |
| 32 | Thames Valley ..                                | 77,780                                | 33,946                                 | 43.64  | 24,268          | 24,875        | 95.05  | 22,555                 | 30,067        | 88.34   | 9.05                             | 282                         | 32  |
| 33 | Waimea ..                                       | 39,740                                | 16,762                                 | 42.18  | 12,412          | 12,538        | 91.00  | 12,806                 | 13,411        | 93.89   | 8.38                             | 120                         | 33  |
| 34 | Wairarapa ..                                    | 36,850                                | 15,034                                 | 40.80  | 12,053          | 12,321        | 103.65   | 11,601                 | 12,438        | 99.76   | 9.63                             | 148                         | 34  |
| 35 | Waikare ..                                      | 3,390                                 | 1,971                                  | 58.14  | 1,158           | 1,175         | 89.98  | 1,378                  | 1,399         | 107.07  | 3.22                             | 21                          | 35  |

(For notes see page 32.)

TABLE XIII—STATISTICS OF POPULATION, TOTAL CONSUMERS, ELECTRIC RANGES AND WATER-HEATERS, STAFF EMPLOYED, FOR THE YEAR ENDED 31 MARCH 1972—continued

| No.                           | Supply Authorities  | Population Included in Area of Supply | Total Number of Consumers <sup>1</sup> | Ratio of Total Number of Consumers to Population | Electric Ranges |         |  | Electric Water-heaters |         |   | Consumers Per Route-mile of Line | Staff Employed <sup>2</sup> No. |
|-------------------------------|---------------------|---------------------------------------|--|--|-----------------|---------|--|------------------------|---------|---|----------------------------------|---------------------------------|
|                               |                     |                                       |  |  | Domestic        | Total   | Ratio, Number of Domestic Ranges to Number of Domestic Consumers | Domestic               | Total   | Ratio, Number of Domestic Water-heaters to Number of Domestic Consumers |                                  |                                 |
| <b>POWER BOARDS—continued</b> |                     |                                       |  |  |                 |         |  |                        |         |   |                                  |                                 |
| 36                            | Wairoa              | 5,750                                 | 3,078                                  | 53.53  | 1,597           | 1,656   | 67.44  | 1,593                  | 1,687   | 67.27   | 5.35                             | 26                              |
| 37                            | Waitaki             | 21,600                                | 9,228                                  | 42.72  | 6,996           | 7,374   | 95.48  | 6,654                  | 7,307   | 90.81   | 8.24                             | 100                             |
| 38                            | Waitemata           | 223,210                               | 82,995                                 | 37.18  | 61,936          | 61,936  | 85.74  | 65,370                 | 65,370  | 90.49   | 18.33                            | 468                             |
| 39                            | Waitema             | 17,240                                | 7,750                                  | 44.95  | 4,876           | 5,051   | 91.73  | 4,767                  | 5,730   | 89.64   | 6.33                             | 68                              |
| 40                            | Wanganui-Rangitikei | 68,370                                | 26,957                                 | 39.43  | 17,867          | 18,095  | 84.07  | 18,249                 | 19,675  | 85.87   | 11.50                            | 187                             |
| 41                            | Westland            | 7,210                                 | 2,319                                  | 32.16  | 1,099           | 1,147   | 61.98  | 1,036                  | 1,243   | 58.43   | 13.18                            | 42                              |
|                               |                     | 2,023,420                             | 788,775                                | 38.98  | 554,003         | 561,636 | 86.96  | 566,567                | 611,843 | 88.93   | 12.30                            | 5,794                           |
| <b>CITY COUNCILS</b>          |                     |                                       |  |  |                 |         |  |                        |         |   |                                  |                                 |
| 1                             | Christchurch        | 236,330                               | 84,244                                 | 35.65  | 68,766          | 70,512  | 90.91  | 73,243                 | 78,018  | 96.82   | 34.02                            | 568                             |
| 2                             | Dunedin             | 114,800                               | 42,788                                 | 37.27  | 27,356          | 27,854  | 74.13  | 32,661                 | 34,020  | 88.50   | 38.72                            | 393                             |
| 3                             | Hamilton            | 21,930                                | 10,510                                 | 47.92  | 5,381           | 5,664   | 67.80  | 6,557                  | 7,052   | 82.62   | 35.99                            | 62                              |
| 4                             | Invercargill        | 39,840                                | 14,158                                 | 35.54  | 7,388           | 7,726   | 59.95  | 7,551                  | 8,204   | 61.27   | 54.88                            | 73                              |
| 5                             | Napier              | 12,700                                | 5,543                                  | 43.65  | 3,082           | 3,245   | 71.41  | 3,660                  | 3,853   | 84.80   | 46.97                            | 96                              |
| 6                             | Nelson              | 15,900                                | 6,714                                  | 42.23  | 3,249           | 3,378   | 61.96  | 5,072                  | 5,658   | 96.72   | 69.94                            | 60                              |
| 7                             | New Plymouth        | 44,770                                | 17,221                                 | 38.46  | 10,851          | 11,821  | 76.84  | 12,745                 | 13,995  | 90.26   | 28.14                            | 146                             |
| 8                             | Palmerston North    | 40,900                                | 16,077                                 | 39.31  | 10,910          | 11,233  | 80.54  | 12,673                 | 13,334  | 93.56   | 40.19                            | 85                              |
| 9                             | Tauranga            | 5,500                                 | 3,302                                  | 60.04  | 1,987           | 2,173   | 92.16  | 2,076                  | 2,467   | 96.29   | 33.35                            | 30                              |
| 10                            | Timaru              | 20,510                                | 8,222                                  | 40.09  | 5,244           | 5,497   | 76.81  | 5,732                  | 6,042   | 83.96   | 51.07                            | 57                              |
| 11                            | Wellington          | 122,060                               | 52,441                                 | 42.96  | 21,869          | 21,869  | 51.48  | 36,313                 | 36,313  | 85.48   | 53.73                            | 341                             |
| 12                            | Whangarei           | 16,300                                | 6,456                                  | 39.61  | 4,982           | 5,117   | 97.27  | 4,887                  | 5,116   | 95.41   | 46.11                            | 33                              |
|                               |                     | 691,540                               | 267,676                                | 38.71  | 171,065         | 176,089 | 75.48  | 203,170                | 214,072 | 89.65   | 39.76                            | 1,944                           |
| <b>BOROUGH COUNCILS</b>       |                     |                                       |  |  |                 |         |  |                        |         |   |                                  |                                 |
| 1                             | Bluff               | 3,240                                 | 1,142                                  | 35.25  | 492             | 509     | 54.91  | 325                    | 382     | 36.27   | 57.10                            | 14                              |
| 2                             | Kaipoi              | 3,710                                 | 1,269                                  | 34.20  | 994             | 1,012   | 88.39  | 1,022                  | 1,053   | 91.09   | 42.30                            | 10                              |
| 3                             | Lytelton            | 2,840                                 | 1,318                                  | 46.41  | 976             | 1,008   | 92.51  | 946                    | 1,013   | 89.67   | 57.30                            | 10                              |
| 4                             | Rangiora            | 4,890                                 | 1,945                                  | 39.78  | 1,603           | 1,649   | 95.19  | 1,633                  | 1,714   | 96.97   | 54.03                            | 14                              |
| 5                             | Riccarton           | 7,120                                 | 3,131                                  | 43.97  | 2,315           | 2,370   | 86.16  | 2,574                  | 2,662   | 95.79   | 42.31                            | 29                              |

(For notes see page 32.)



TABLE XIII—STATISTICS OF POPULATION, TOTAL CONSUMERS, ELECTRIC RANGES AND WATER-HEATERS, STAFF EMPLOYED, FOR THE YEAR ENDED 31 MARCH 1972—continued

| No. | Supply Authorities                                   | Population Included in Area of Supply | Total Number of Consumers <sup>1</sup> | Ratio of Total Number of Consumers to Population | Electric Ranges |            |  | Electric Water-heaters |              |   | Consumers Per Route-mile of Line | Staff Employed <sup>2</sup> No. |
|-----|--|---------------------------------------|--|--|-----------------|------------|--|------------------------|--------------|---|----------------------------------|---------------------------------|
|     |  |                                       |  |  | Domestic        | Total      | Ratio, Number of Domestic Ranges to Number of Domestic Consumers | Domestic               | Total        | Ratio, Number of Domestic Water-heaters to Number of Domestic Consumers |                                  |                                 |
|     | <b>Borough Councils—continued</b>                    |                                       |  |  |                 |            |  |                        |              |   |                                  |                                 |
| 6   | Taumarunui .. .. .                                   | Number 4,180                          | Number 1,606                           | Percent 38.42                                    | Number 892      | Number 966 | Percent 71.19  | Number 884             | Number 1,007 | Percent 70.55   | Number 35.69                     | Number 6                        |
| 7   | Taupo .. .. .  | 14,250                                | 5,638                                  | 39.56  | 4,059           | 4,442      | 89.56  | 4,236                  | 4,703        | 93.47   | 12.56                            | 8                               |
| 8   | Te Aroha .. .. .                                     | 3,220                                 | 1,384                                  | 42.98  | 874             | 918        | 80.63  | 928                    | 984          | 85.61   | 28.83                            | 6                               |
| 9   | Thames .. .. .                                       | 5,810                                 | 2,321                                  | 39.95  | 1,853           | 1,887      | 96.41  | 1,903                  | 1,937        | 99.01   | 41.45                            | 9                               |
| 10  | Waioa .. .. .  | 5,480                                 | 2,029                                  | 37.02  | 1,458           | 1,538      | 94.19  | 1,423                  | 1,524        | 91.92   | 43.17                            | 10                              |
| 11  | Whakatane .. .. .                                    | 8,300                                 | 3,041                                  | 36.64  | 2,434           | 2,528      | 98.90  | 2,481                  | 2,601        | 100.81  | 38.99                            | 15                              |
|     |  | 63,040                                | 24,824                                 | 39.38  | 17,950          | 18,827     | 88.67  | 18,355                 | 19,580       | 90.67   | 27.40                            | 171                             |
|     | <b>County Councils</b>                               |                                       |  |  |                 |            |  |                        |              |   |                                  |                                 |
| 1   | Heathcote .. .. .                                    | 6,104                                 | 1,953                                  | 31.81  | 1,777           | 1,797      | 98.01  | 1,784                  | 1,839        | 98.40   | 16.98                            | 13                              |
| 2   | Kaikoura .. .. .                                     | 2,750                                 | 1,307                                  | 47.53  | 694             | 727        | 72.90  | 668                    | 788          | 70.17   | 11.57                            | 7                               |
|     |  | 8,890                                 | 3,260                                  | 36.67  | 2,471           | 2,524      | 89.37  | 2,452                  | 2,627        | 88.68   | 14.29                            | 20                              |
|     | <b>Government Departments</b>                        |                                       |  |  |                 |            |  |                        |              |   |                                  |                                 |
| 1   | Rotorua Electric Supply .. .. .                      | 49,360                                | 17,582                                 | 35.62  | 13,263          | 13,978     | 86.35  | 12,694                 | 14,073       | 82.64   | 16.46                            | 91                              |
| 2   | Southland Electric Power Supply <sup>4</sup> .. .. . | 67,510                                | 25,526                                 | 37.81  | 15,030          | 15,833     | 75.94  | 14,147                 | 15,152       | 71.48   | 5.52                             | 263                             |
|     |  | 116,870                               | 43,108                                 | 36.88  | 29,293          | 29,811     | 80.48  | 26,841                 | 29,225       | 76.35   | 7.57                             | 354                             |
|     | <b>GRAND TOTALS .. .. .</b>                          | 2,903,760                             | 1,129,375                              | 38.89  | 775,498         | 790,664    | 83.97  | 819,156                | 879,205      | 88.70   | 13.37                            | 12,599                          |

Total population of Dominion as at 1 April 1972 was provisionally 2,909,916. Ratio of population in area of supply to total population of Dominion = 99.788 per cent.

Mean population of Dominion as at 1 April 1972 was provisionally 2,876,388.

Notes—<sup>1</sup>For detailed analysis see table XI.<sup>2</sup>As at 1 January 1972.<sup>3</sup>Includes Southland Electric Power Supply.<sup>4</sup>Also included with New Zealand Electricity Department.<sup>5</sup>Estimated figure.

TABLE XIV—STATISTICS RELATING TO ELECTRICIANS REGISTRATION BOARD, YEAR ENDED 31 MARCH 1972

(The figures in parentheses are for the previous year)

Number of board meetings: 23 (21)

|                                      | During Year | Total Registration | Current         |
|--------------------------------------|-------------|--------------------|-----------------|
| Registrations—                       |             |                    |                 |
| Inspectors                           | 46 (41)     | 1,281 (1,235)      | 589 (584)       |
| Electrical technicians               | 465 (1,165) | 1,630 (1,165)      | 1,624 (1,164)   |
| Electricians                         | 540 (536)   | 13,685 (13,145)    | 11,274 (11,111) |
| Electrical mechanics                 | 151 (298)   | 448 (298)          | 419 (289)       |
| Radio servicemen                     | 298 (145)   | 3,165 (2,866)      | 3,157 (2,787)   |
| Radio mechanics                      | 10 (9)      | 19 (9)             | 17 (7)          |
| Limited Registration*                | 222 (289)   | 4,536 (4,313)      | 2,557 (3,605)   |
| Provisional licences                 | 317 (394)   | †                  |                 |
| Assistants to assist                 | 220 (346)   |                    |                 |
| Application for ruling on experience | 206 (150)   |                    |                 |

Examinations: 2 examinations were held.

|  | Candidates | Passed Percentage | Highest Marks |
|--|------------|-------------------|---------------|
| Examinations—  |            |                   |               |
| Electricians and electrical fitters theory paper                 | 689 (812)  | 66 (65)           | 96 (95)       |
| Electricians and electrical fitters regulations paper            | 653 (643)  | 78 (72)           | 98 (100)      |
| Electricians and electrical fitters practical (two examinations) | 685 (620)  | 69 (77)           | 97 (94)       |
| Radio servicemen and limited registration, written               | 618 (670)  | 77 (79)           | 92 (98)       |
| Limited registration practical (two examinations)                | 622 (627)  | 71 (68)           | 93 (92)       |

Checks of Act and defective work—

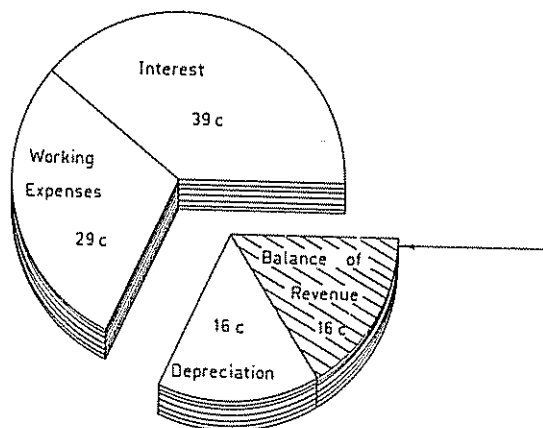
|                         |           |
|-------------------------|-----------|
| Defective work reports  | 7 (4)     |
| Orders removed          | 1 (nil)   |
| Prosecutions authorised | 3 (1)     |
| Dispensation            | nil (nil) |
| Orders made             | nil (nil) |
| Each of Act reports     | 21 (10)   |
| Appeals                 | nil (nil) |

NOTES—\*Regulation 43 (b) now exempts certain classes.  
†Apprentices provisional licences now deleted.

N.Z. ELECTRICITY DEPT. ONLY  
TOTAL REVENUE 1971-72  
How each dollar of revenue is spent

TOTAL REVENUE

|                    |       |
|--------------------|-------|
| Expenses           | \$m   |
| Working Expenses   | 29.17 |
| Interest           | 38.54 |
| Depreciation       | 16.42 |
| Total              | 84.13 |
| Balance of revenue | 15.50 |
| Total              | 99.63 |



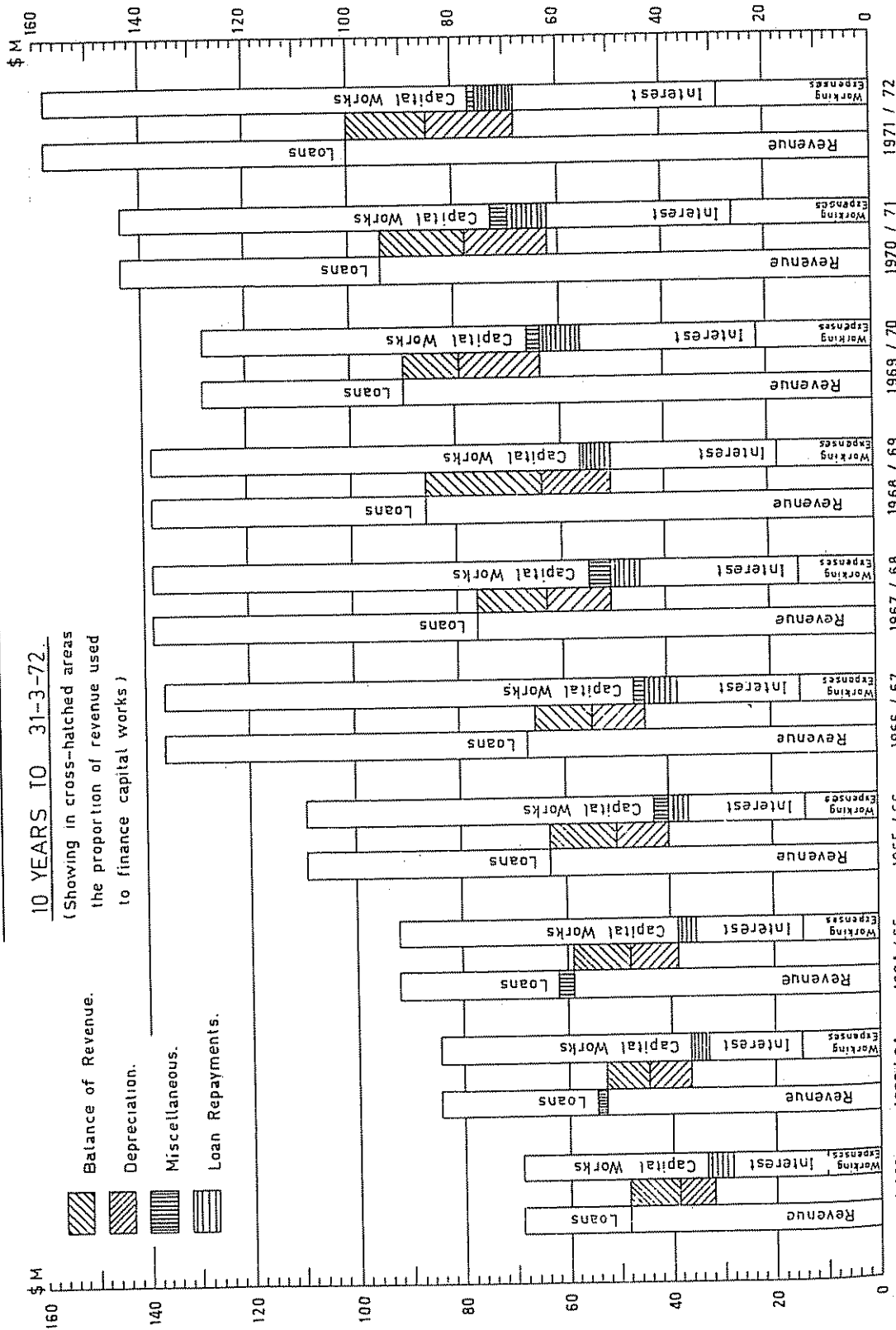
CAPITAL EXPENDITURE

|                    |       |
|--------------------|-------|
| From revenue—      | \$m   |
| Depreciation       | 16.42 |
| Balance of revenue | 15.50 |
| Less loans repaid  | 7.91  |
| Total              | 24.01 |
| Less adjustments   | 0.25  |
| Total              | 23.76 |
| From loans         | 57.94 |
| Total              | 81.70 |

Section 34, Electricity Act 1968, requires the bulk price to be so calculated in respect of the period for which prices are charged, to be 25 percent, or such other percentage, not exceeding 50 percent more than the total estimated working expenses, interest, and depreciation. The balance resulting (cross hatched area above) is credited to the General Reserve Account from which loan repayments

are made. The percentage fixed since 1.10.67, by the Minister of Electricity and the Minister of Finance, after consultation with the Electrical Industries Association in accordance with the Act, is 50 percent. The actual balance of revenue this year of \$15.50 million is 15.5 percent of the working expenses, interest, and depreciation costs of \$84.13 million.

# NZ. ELECTRICITY DEPT. ONLY TOTAL RECEIPTS & PAYMENTS.



Annual

A supplement

The following  
1970-71 annual

Page 1—  
Item 6, sh  
Item 7, ins  
Item 8, ins  
Item 12, sl  
Item 22, ir  
Item 23, ir  
Item 24, ir

Page 3—Tabl  
Manapour  
Headwo  
Station :  
17,327  
Generati  
read 1

Sub-totals:  
Headwo  
Station  
read 5  
Generati  
read 8

Works Unde  
Upper Wa  
Headwo  
Station  
read n

Sub-totals:  
Headwo  
Station  
read 2

Page 8—Tabl  
General inf  
Units ge  
Units ge  
Units sol  
Units sol

Page 10—Tab  
Power Boar  
Item 6:  
Sinkin  
Rep  
Depre  
Sub-total  
Sinkin  
Rep  
Dep  
11,11

Page 19—Tab  
Grand Tot  
Sinking 1  
payme  
Deprecia  
168,47

Page 20—Tab  
Power Boar  
Item 23:  
Annua  
299,

Sub-total  
Annua  
17,6

Page 21—Tab  
Grand Tot  
Annual  
93,167,

Page 23—Tab  
Borough Cc  
Item 7, C  
Consur  
Averag  
6,430

Sub-total:  
Consur  
Averag  
6,946

SUPPLEMENT

**Statistics in Relation to Electric Power Development and Operation—Year Ended 31 March 1971**

by return giving details of necessary amendments and population figures which were not available when the 1971 statistics were published.

additions and amendments are necessary in statistics:

109,576, should read 1,109,579.  
 931,222  
 360,873.  
 54,648,463, should read 154,448,463.  
 ,841.  
 ,791.  
 0,585.

**Completed Works—Hydro-electric stations—**  
 shows 107,443,984, should read 80,390,178.  
 towns and Villages, shows 327,567, should read  
 plant and Machinery, shows 248,964, should  
 107

shows 374,239,159, should read 347,185,353.  
 towns and Villages, shows 42,379,344, should  
 007.  
 plant and Machinery, shows 74,842,788, should  
 931

**Construction—Hydro-electric stations—**  
 shows 347,112, should read 15,497,612.  
 towns and Villages, shows 15,150,500, should  
 shows 101,922,350, should read 117,072,850.  
 towns and Villages, shows 17,529,100, should  
 00.

tion below table:  
 d per head of total population, insert 4,791  
 d per head of mean population, insert 4,841.  
 il per head of total population, insert 4,106  
 il per head of mean population, insert 4,148.

(Part I):  
 id Reserve and Reserve for Future Loan  
 it shows 93,377, should read 56,403.  
 i Reserve shows nil, should read 36,974.

id Reserve and Reserve for Future Loan  
 it shows 5,323,164, should read 5,286,190  
 on Reserve shows 11,129,181, should read

Part I):  
 Reserve and Reserve for Future Loan Re-  
 ws 8,851,838, should read 8,814,864.  
 Reserve shows 168,433,944, should read

Part II):  
 ease in Total Capital Expenditure shows  
 ould read 275,606.

ease in Total Capital Expenditure shows  
 , should read 17,591,902.

Part II):  
 ease in Total Capital Expenditure shows  
 ould read 93,144,131.

(Part I):  
 :  
 l—Domestic:  
 10ws 1,246, should read 1,249.  
 ts Per Consumer shows 6,445, should read  
 up 1—Domestic:  
 10ws 20,455, should read 20,458.  
 ts Per Consumer shows 6, 947, should read

County Councils:  
 Item 1, Group 2—Commercial:  
 Units Consumed shows 5,238,632, should read 5,090,562.  
 Revenue shows 74,667, should read 72,557.  
 Average Units Per Consumer shows 56,942, should read  
 55,332.

Sub-totals, Group 2—Commercial:  
 Units Consumed shows 7,141,482, should read 6,993,412.  
 Revenue shows 106,267, should read 104,157.  
 Revenue Per Unit Sold shows 1.488, should read 1.489.  
 Average Units Per Consumer shows 23,187, should read  
 22,706.

Grand Totals, Group 2—Commercial:  
 Units Consumed shows 1,909,287,876, should read  
 1,909,139,806.  
 Revenue shows 39,346,045, should read 39,343,935.  
 Average Units Per Consumer shows 14,878, should read  
 14,877.

Item 1, Group 4—Farming:  
 Units Consumed shows 126,290, should read 274,360.  
 Revenue shows 1,131, should read 3,241.  
 Revenue Per Unit Sold shows 0.896, should read 1.181.  
 Average Units Per Consumer shows 2,745, should read  
 5,964.

Sub-totals, Group 4—Farming:  
 Units Consumed shows 683,215, should read 831,285.  
 Revenue shows 9,331, should read 11,441.  
 Revenue Per Unit Sold shows 1.366, should read 1.376.  
 Average Units Per Consumer shows 4,116, should read  
 5,008.

Grand Totals, Group 4—Farming:  
 Units Consumed shows 331,394,403, should read  
 331,542,473.  
 Revenue shows 6,001,939, should read 6,004,049.  
 Average Units Per Consumer shows 5,081, should read  
 5,083.

Page 25—Table XI (Part II):  
 Borough Councils:  
 Item 7, Groups 1-18 (Inclusive)—Total Retail Sales:  
 Consumers shows 1,607, should read 1,610.  
 Average Units Per Consumer shows 8,863, should read  
 8,847.

Sub-totals, Groups 1-18 (Inclusive)—Total Retail Sales:  
 Consumers shows 25,063, should read 25,066.  
 Average Units Per Consumer shows 9,125, should read  
 9,124

Grand Totals, Groups 1-18 (Inclusive)—Total Retail Sales:  
 Consumers shows 1,109,576, should read 1,109,579.

Page 28—Table XII:  
 Power Boards:  
 Item 5:  
 Cost of Energy—Per Unit Sold shows 0.775, should read  
 0.686.  
 Cost of Transmission and Distribution—Per Unit Sold:  
 Operations and Maintenance shows 0.114, should read  
 0.101.  
 Management and General shows 0.101, should read  
 0.090  
 Capital Charges shows 0.135, should read 0.210.  
 Total shows 0.350, should read 0.310.  
 Total Annual Costs—Per Unit Sold shows 1.125, should  
 read 0.996.

Page 29—Table XII:  
 Borough Councils:  
 Item 7:  
 Revenue from Sale of Energy—Per Retail Consumer  
 shows 149.63, should read 149.36.  
 Loan Liability Per Consumer shows 112.24, should read  
 112.03.

Averages for all supply authorities:  
 Revenue from Sale of Energy—Per Unit Sold (Retail  
 Sales) shows 1.288, should read 1.287.

## Page 31—Table XIII:

## Borough Councils:

## Item 7:

Total Number of Consumers shows 1,607, should read 1,610.

Electric Ranges—Ratio of Number of Domestic Ranges to Number of Domestic Consumers shows 69.90, should read 69.74.

Electric Water-heaters—Ratio of Number of Domestic Water-heaters to Number of Domestic Consumers shows 68.22, should read 68.05.

Consumers Per Route-mile of Line shows 36.52, should read 36.59.

## Page 32—Table XIII:

## Borough Councils:

Sub-totals: Total Number of Consumers shows 25,063, read 25,066.

Electric Ranges—Ratio of Number of Domestic Ranges to Number of Domestic Consumers shows 88.68, should read 86.67.

Electric Water-heaters—Ratio of Number of Domestic Water-heaters to Number of Domestic Consumers shows 88.11, should read 88.10.

## Grand Totals:

Total Number of Consumers shows 1,109,577, should read 1,109,579.

## General information below table:

Total population of Dominion as at 1 April 1971, insert 2,860,873.

Ratio of population in area of supply to total population of Dominion, insert 99.741 (based on census night of 23 March 1971).

Mean population of Dominion as at 1 April 1971, insert 2,831,222.

Insert census night total population was 2,862,631.

| Supply Authorities                           | Table VII, Page 7, Column 13, Units Sold (Average) Per Head of Population <sup>1,2</sup> | Table XII, Pages 28, and 29, Column 5, Revenue from Sale of Energy Per Head of Population <sup>1,2</sup> | Table XIII, Pages 30, 31, and 32, Column 1, Population <sup>3</sup> Included in Area of Supply | Table XIII, Pages 30, 31, and 32, Column 3, Ratio of Total Number of Consumers to Population <sup>2</sup> |
|--|--|--|--|---|
| NEW ZEALAND ELECTRICITY DEPARTMENT           |  |  |  |   |
| POWER BOARDS                                 |  |  |  |   |
|  | kWh  | \$   | Number   | %   |
| 1. Amethyst .. .. .                          | 2,378  | 47.19  | 1,888  | 27.97   |
| 2. Ashburton .. .. .                         | 3,911  | 47.89  | 24,599   | 45.08   |
| 3. Auckland .. .. .                          | 4,417  | 53.84  | 451,764  | 37.19   |
| 4. Bay of Islands .. .. .                    | 3,044  | 44.16  | 34,933   | 38.91   |
| 5. Bay of Plenty .. .. .                     | 6,543  | 65.86  | 33,247   | 32.75   |
| 6. Buller .. .. .                            | 4,589  | 57.95  | 8,159  | 41.01   |
| 7. Cambridge .. .. .                         | 3,378  | 43.79  | 10,481   | 42.22   |
| 8. Central Canterbury .. .. .                | 5,390  | 70.57  | 39,790   | 39.70   |
| 9. Central Hawke's Bay .. .. .               | 3,885  | 49.58  | 13,147   | 46.44   |
| 10. Central Waikato .. .. .                  | 2,938  | 41.01  | 87,525   | 33.37   |
| 11. Dannevirke .. .. .                       | 3,573  | 49.63  | 12,510   | 45.14   |
| 12. Egmont .. .. .                           | 4,013  | 53.06  | 25,737   | 44.37   |
| 13. Franklin .. .. .                         | 3,582  | 47.86  | 34,147   | 44.12   |
| 14. Golden Bay .. .. .                       | 14,418   | 122.74   | 3,375  | 67.38   |
| 15. Grey .. .. .                             | 3,007  | 43.00  | 15,993   | 44.23   |
| 16. Hawke's Bay .. .. .                      | 3,679  | 47.96  | 85,822   | 35.53   |
| 17. Horowhenua .. .. .                       | 3,664  | 51.79  | 44,936   | 47.49   |
| 18. Hutt Valley .. .. .                      | 3,825  | 52.68  | 187,330  | 31.33   |
| 19. King Country .. .. .                     | 4,561  | 58.35  | 18,921   | 36.28   |
| 20. Manawatu-Oroua .. .. .                   | 4,114  | 58.10  | 39,258   | 39.91   |
| 21. Marlborough .. .. .                      | 3,288  | 45.87  | 28,843   | 37.61   |
| 22. North Auckland .. .. .                   | 4,882  | 56.65  | 44,602   | 43.82   |
| 23. North Canterbury .. .. .                 | 3,928  | 53.52  | 19,190   | 51.32   |
| 24. Otago .. .. .                            | 3,905  | 52.81  | 26,394   | 49.27   |
| 25. Otago Central .. .. .                    | 4,404  | 53.54  | 15,993   | 47.87   |
| 26. Poverty Bay .. .. .                      | 3,026  | 44.82  | 44,854   | 43.65   |
| 27. South Canterbury .. .. .                 | 3,457  | 49.73  | 35,551   | 37.71   |
| 28. Taranaki .. .. .                         | 4,330  | 52.09  | 27,069   | 44.60   |
| 29. Taranaki .. .. .                         | 3,493  | 58.33  | 8,376  | 53.90   |
| 30. Tauranga .. .. .                         | 3,198  | 46.44  | 50,452   | 40.30   |
| 31. Te Awamutu .. .. .                       | 3,490  | 41.85  | 19,308   | 42.54   |
| 32. Thames Valley .. .. .                    | 6,919  | 71.81  | 76,862   | 43.16   |
| 33. Waimea .. .. .                           | 3,266  | 42.68  | 38,893   | 42.09   |
| 34. Wairarapa .. .. .                        | 3,706  | 56.28  | 36,700   | 40.59   |
| 35. Wairere .. .. .                          | 3,310  | 56.69  | 3,471  | 56.70   |
| 36. Wairoa .. .. .                           | 3,214  | 42.49  | 5,852  | 52.00   |
| 37. Waitaki .. .. .                          | 3,986  | 57.55  | 22,864   | 42.05   |
| 38. Waitemata .. .. .                        | 2,761  | 40.54  | 212,846  | 38.19   |
| 39. Waitomo .. .. .                          | 3,722  | 53.00  | 17,605   | 43.59   |
| 40. Wanganui-Rangitikei <sup>4</sup> .. .. . | 3,288  | 44.50  | 68,666   | 39.01   |
| 41. Westland .. .. .                         | 2,571  | 44.79  | 6,534  | 35.14   |
|  | 3,948  | 51.19  | 1,984,487  | 38.99   |

Notes:  
popula

| Supply Authorities                          | Table VII, Page 7,<br>Column 13, Units<br>Sold (Average)<br>Per Head of<br>Population <sup>1,2</sup> | Table XII, Pages<br>28 and 29, Column<br>5, Revenue from<br>Sale of Energy Per<br>Head of<br>Population <sup>1,2</sup> | Table XIII, Pages<br>30, 31, and 32,<br>Column 1,<br>Population <sup>1</sup><br>Included in Area<br>of Supply | Table XIII, Pages<br>30, 31, and 32,<br>Column 3, Ratio of<br>Total Number of<br>Consumers to<br>Population <sup>2</sup> |
|---|--|--|---|--|
| <b>CITY COUNCILS</b>                        |  |  |   |  |
|   | kWh  | \$   | Number  | %  |
| 1. Christchurch .. ..                       | 3,879  | 52.28  | 232,790   | 35.51  |
| 2. Dunedin .. ..                            | 4,410  | 56.51  | 114,139   | 37.24  |
| 3. Hamilton .. ..                           | 4,116  | 70.12  | 21,940  | 46.46  |
| 4. Invercargill .. ..                       | 3,082  | 41.85  | 39,311  | 35.44  |
| 5. Napier .. ..                             | 4,074  | 63.25  | 12,497  | 43.97  |
| 6. Nelson .. ..                             | 3,761  | 54.55  | 15,928  | 41.89  |
| 7. New Plymouth .. ..                       | 3,748  | 45.18  | 43,836  | 38.55  |
| 8. Palmerston North .. ..                   | 3,437  | 44.15  | 40,652  | 38.98  |
| 9. Tauranga .. ..                           | 5,579  | 66.67  | 5,568   | 57.76  |
| 10. Timaru .. ..                            | 3,828  | 52.02  | 20,589  | 39.71  |
| 11. Wellington .. ..                        | 4,527  | 65.19  | 121,930   | 42.50  |
| 12. Whangarei .. ..                         | 3,384  | 49.48  | 16,278  | 39.40  |
|   | 4,011  | 54.61  | 685,458   | 38.49  |
| <b>BOROUGH COUNCILS</b>                     |  |  |   |  |
| 1. Bluff .. ..                              | 2,520  | 40.57  | 3,241   | 35.33  |
| 2. Kaiapoi .. ..                            | 3,218  | 40.71  | 3,572   | 34.83  |
| 3. Lyttelton .. ..                          | 3,833  | 56.29  | 2,898   | 45.20  |
| 4. Rangiora .. ..                           | 3,348  | 46.20  | 4,776   | 39.30  |
| 5. Riccarton .. ..                          | 5,397  | 70.02  | 7,136   | 42.81  |
| 6. Taihape <sup>1</sup> .. ..               | 1,930  | 31.63  | 2,793   | 35.23  |
| 7. Taumarunui .. ..                         | 3,436  | 58.01  | 4,145   | 38.77  |
| 8. Taupo .. ..                              | 3,743  | 52.14  | 13,569  | 38.51  |
| 9. Te Aroha .. ..                           | 3,299  | 44.64  | 3,220   | 42.76  |
| 10. Thames .. ..                            | 3,497  | 45.19  | 5,780   | 39.67  |
| 11. Wairoa .. ..                            | 2,934  | 40.18  | 5,418   | 36.71  |
| 12. Whakatane .. ..                         | 3,142  | 47.54  | 8,250   | 35.84  |
|   | 3,524  | 49.56  | 64,798  | 38.68  |
| <b>COUNTY COUNCILS</b>                      |  |  |   |  |
| 1. Heathcote .. ..                          | 4,786  | 53.58  | 5,942   | 31.62  |
| 2. Kaikoura .. ..                           | 3,167  | 48.97  | 2,711   | 47.95  |
|   | 4,279  | 52.14  | 8,653   | 36.74  |
| <b>GOVERNMENT DEPARTMENTS</b>               |  |  |   |  |
| 1. Rotorua Electric Supply .. ..            | 2,957  | 42.28  | 47,858  | 35.38  |
| 2. Southland Electric Power<br>Supply .. .. | 3,366  | 51.23  | 66,767  | 37.69  |
|   | 3,196  | 47.49  | 114,625   | 36.73  |
| <b>GRAND TOTALS</b> .. ..                   | 3,849  | 51.88  | 2,855,228 <sup>5</sup>  | 38.80  |

<sup>1</sup>included in Wanganui-Rangitikei Electric Power Board.  
<sup>2</sup>are for census night 23 March 1971.

<sup>3</sup>Units sold retail divided by population in area of supply.

<sup>4</sup>Also includes Taihape Borough Council:

<sup>5</sup>Total reduced by 2,793 for Taihape Borough Council.