

# ANNUAL STATISTICS IN RELATION TO ELECTRIC POWER DEVELOPMENT AND OPERATION

YEAR ENDED 31 MARCH 1970

## Condensed Statistics for the Combined Development and Operations of the New Zealand Electricity Department and Distributing Electrical Supply Authorities

|   |     |                |               | Water      | Steam          | Oil/Gas* | Total | No. |
|---|-----|----------------|---------------|------------|----------------|----------|-------|-----|
| Generating stations .. .. .   | No. | 43             | 3             | 6          | 52             | 1        |       |     |
| Installed capacity .. .. .  | kW  | 2,894,409      | 642,600       | 145,710    | 3,682,719      | 2        |       |     |
| Generation .. .. .  | kWh | 10,189,722,098 | 2,709,070,996 | 26,812,946 | 12,925,606,040 | 3        |       |     |
| Maximum load .. .. .  | kW  |                |               |            | 2,689,500      | 4        |       |     |
| Retail sales .. .. .  | kWh |                |               |            | 11,069,180,006 | 5        |       |     |
| Consumers† .. .. .  | No. |                |               |            | 1,086,703      | 6        |       |     |
| Population (mean) .. .. .   | No. |                |               |            | 2,793,069      | 7        |       |     |
| Population (total) .. .. .  | No. |                |               |            | 2,820,814      | 8        |       |     |
| Capital expenditure, generation, transmission, and distribution .. .. . | \$  |                |               |            | 1,258,283,129  | 9        |       |     |
| Revenue retail sales of electricity .. .. .                             | \$  |                | 143,253,640   |            |                | 10       |       |     |
| Revenue from other sources .. .. .                                      | \$  |                | 3,038,271     |            |                | 11       |       |     |
| Total revenue .. .. .   | \$  |                |               |            | 146,291,911    | 12       |       |     |
| Working costs .. .. .   | \$  |                | 46,593,131    |            |                | 13       |       |     |
| Capital charges .. .. .   | \$  |                | 77,236,119    |            |                | 14       |       |     |
| Total costs .. .. .   | \$  |                |               |            | 123,829,250    | 15       |       |     |
| Net profit .. .. .  | \$  |                |               |            | 22,462,661     | 16       |       |     |
| Working costs per kWh sold retail .. .. .                               | c   |                | 0.4209        |            |                | 17       |       |     |
| Capital charges per kWh sold retail .. .. .                             | c   |                | 0.6978        |            |                | 18       |       |     |
| Total costs per kWh sold retail .. .. .                                 | c   |                |               |            | 1.1187         | 19       |       |     |
| Total revenue per kWh sold retail .. .. .                               | c   |                |               |            | 1.3216         | 20       |       |     |
| Revenue retail sales of electricity per kWh sold retail .. .. .         | c   |                |               |            | 1.2942         | 21       |       |     |
| Generation per head of mean population .. .. .                          | kWh |                |               |            | 4,628          | 22       |       |     |
| Generation per head of total population .. .. .                         | kWh |                |               |            | 4,582          | 23       |       |     |
| Retail sales per head of total consumers .. .. .                        | kWh |                |               |            | 10,186         | 24       |       |     |
| Ratio of capital charges to capital expenditure .. .. .                 | %   |                |               |            | 6.14           | 25       |       |     |
| Electrical fires reported during year .. .. .                           | No. |                |               |            | 45             | 26       |       |     |
| Total electrical accidents during year (fatal) .. .. .                  | No. |                |               |            | 17             | 27       |       |     |
| Electric ranges (domestic) .. .. .                                      | No. |                |               |            | 723,578        | 28       |       |     |
| Electric water-heaters (domestic) .. .. .                               | No. |                |               |            | 766,444        | 29       |       |     |

Notes—\*Includes two gas turbine plants with total capacity of 141,000 kW.  
†Consumers classified according to "end usage" of electrical energy.

TABLE I—NEW ZEALAND ELECTRICITY DEPARTMENT ONLY

Summarised Profit and Loss Account for Year Ended 31 March 1970

| \$  |            | \$                                      |            | \$ |            |
|---|------------|---|------------|----|------------|
| Working costs .. .. .                       | 21,797,603 | Revenue—                                |            |    |            |
| Capital charges—                            |            | Sales of energy .. .. .                 | 89,809,591 |    |            |
| Interest .. .. .                            | 34,711,413 | Rent and miscellaneous receipts .. .. . | 490,870    |    |            |
| Depreciation including interest on          |            |   |            |    |            |
| Depreciation Reserve .. .. .                | 14,685,678 |   |            |    |            |
| Loan capital repayments .. .. .             | 6,924,572  |   |            |    |            |
|   | 56,321,663 |   |            |    |            |
| Total costs (see table IV) .. .. .          | 78,119,266 |   |            |    |            |
| Transfer to General Reserve Account .. .. . | 12,181,195 |   |            |    |            |
|   | 90,300,461 |   |            |    |            |
|   |            |   |            |    | 90,300,461 |

TABLE II—NEW ZEALAND ELECTRICITY DEPARTMENT ONLY

Summarised Balance Sheet as at 31 March 1970

| \$                              |             | \$                                       |             | \$ |             |
|---------------------------------|-------------|--|-------------|----|-------------|
| Capital liability .. .. .       | 709,731,580 | Completed works .. .. .                  | 791,790,966 |    |             |
| Internal Resources—             |             | Works under construction .. .. .         | 151,501,779 |    |             |
| Depreciation Account .. .. .    | 127,472,336 | Plant, motor vehicles, and tools .. .. . | 3,085,855   |    |             |
| General Reserve Account .. .. . | 134,877,130 | Stocks of materials .. .. .              | 12,629,896  |    |             |
|                                 | 262,349,466 |  |             |    |             |
|                                 |             | Capital outlay (see table V)             |             |    | 959,008,496 |
|                                 |             | Sundry debtors, etc. .. .. .             | 18,403,700  |    |             |
|                                 |             | Less sundry creditors, etc. .. .. .      | 5,331,150   |    |             |
|                                 |             |  |             |    | 13,072,550  |
|                                 | 972,081,046 |  |             |    | 972,081,046 |



TABLE III—OPERATING RESULTS: NEW ZEALAND ELECTRICITY DEPARTMENT ONLY

|   | 1969-70        |  | 1969-70 |
|---|----------------|--|---------|
| Maximum load (kilowatts)—<br>New Zealand 1969-70*                                 | 2,647,400      | Revenue—                                       | 0.7122  |
|   |                | Per unit output                                | 0.7806  |
| Average load (kilowatts)—<br>New Zealand  | 1,439,494      | Working costs—(including administra-<br>tion)— | 0.1729  |
| Average load factor—<br>New Zealand   | 54.37          | Per unit output                                | 0.1895  |
| Unit output (generated and purchased)—<br>New Zealand                             | 12,609,971,867 | Capital charges—                               | 0.4466  |
| Units sold—<br>New Zealand  | 11,505,316,262 | Per unit output                                | 0.4895  |
| Units unsold (used free of charge)—<br>New Zealand                                | 79,419,861     | Total costs—                                   | 0.6195  |
| Line losses—<br>Transmission and distribution— Units<br>New Zealand 1,025,235,744 | percent 8.13   | Per unit output                                | 0.6790  |
|   |                | Per unit sold                                  |         |

\*See footnote, table VII, for maximum load for total public supply.

TABLE IV—NEW ZEALAND ELECTRICITY DEPARTMENT ONLY  
Analysis of Operating Costs for Year Ended 31 March 1970

|                                 | Working Costs<br>(a) | Administration Costs<br>(b) | Capital Charges<br>(c) | Total Costs<br>(d) | Total Cost per kWh |             |
|---------------------------------|----------------------|-----------------------------|------------------------|--------------------|--------------------|-------------|
|                                 |                      |                             |                        |                    | Output<br>(e)      | Sold<br>(f) |
| Hydro-electric stations         | \$ 3,089,699         | \$ 1,704,222                | \$ 31,905,222          | \$ 36,699,143      | cents 0.3711       | cents ..    |
| Thermal stations                | 8,443,562            | 1,328,025                   | 11,332,081             | 21,103,668         | 0.7775             | ..          |
| Power purchased                 | 30,370               | 607                         | ..                     | 30,977             | 0.4521             | ..          |
| Generated and purchased         | 11,563,631           | 3,032,854                   | 43,237,303             | 57,833,788         | 0.4586             | 0.5027      |
| Transmission                    | 1,437,907            | 793,122                     | 6,828,956              | 9,059,985          | 0.0718             | 0.0787      |
| Substations                     | 1,802,409            | 994,174                     | 5,619,834              | 8,416,417          | 0.0667             | 0.0732      |
| Communications                  | 335,911              | 185,282                     | 195,658                | 716,851            | 0.0057             | 0.0062      |
| Retail distribution             | 431,145              | 457,216                     | 439,912                | 1,328,273          | 0.0105             | 0.0115      |
| System operation                | 492,370              | 271,582                     | ..                     | 763,952            | 0.0060             | 0.0066      |
| Totals                          | 16,063,373           | 5,734,230                   | 56,321,663             | 78,119,266         | 0.6195             | 0.6790      |
| Administration (see column (b)) | 5,734,230            |                             |                        |                    |                    |             |
|                                 | 21,797,603           |                             |                        |                    |                    |             |
|                                 |                      | <b>SUMMARY</b>              |                        |                    |                    |             |
|                                 |                      | Working costs               | 16,063,373             | 0.1274             | 0.1397             |             |
|                                 |                      | Administration costs        | 5,734,230              | 0.0455             | 0.0499             |             |
|                                 |                      | Capital charges             | 56,321,663             | 0.4466             | 0.4895             |             |
|                                 |                      | Total Costs                 | 78,119,266             | 0.6195             | 0.6790             |             |

TABLE V—NEW ZEALAND ELECTRICITY DEPARTMENT ONLY  
Analysis of Capital Outlay as at 31 March 1970

|                           | Headworks              | Station Buildings and Villages | Generating Plant and Machinery | Total      | Grand Total |
|---------------------------|------------------------|--------------------------------|--------------------------------|------------|-------------|
|                           | <i>Completed Works</i> |                                |                                |            |             |
| Hydro-electric stations—  | \$                     | \$                             | \$                             | \$         | \$          |
| Arapuni                   | 3,052,146              | 1,124,836                      | 2,359,033                      | 6,536,015  |             |
| Karapiro                  | 5,147,454              | 1,216,657                      | 2,006,131                      | 8,370,242  |             |
| Maraetai                  | 12,192,022             | 3,393,172                      | 3,601,219                      | 19,186,413 |             |
| Whakamaru                 | 14,151,088             | 2,992,115                      | 4,890,920                      | 22,034,123 |             |
| Atiamuri                  | 13,651,412             | 2,988,194                      | 4,261,960                      | 20,901,566 |             |
| Ohakuri                   | 13,971,010             | 3,158,908                      | 3,974,103                      | 21,104,021 |             |
| Waipapa                   | 10,017,542             | 2,765,210                      | 2,850,025                      | 15,632,777 |             |
| Aratiatia                 | 10,500,236             | 2,907,450                      | 2,757,734                      | 16,165,420 |             |
| Matahina                  | 23,977,992             | 3,212,705                      | 2,707,479                      | 29,898,176 |             |
| Lake Taupo control        | 417,603                | ..                             | ..                             | 417,603    |             |
| Kaitawa                   | 2,417,820              | 376,770                        | 628,811                        | 3,423,401  |             |
| Tuairua                   | 550,688                | 678,666                        | 962,056                        | 2,191,410  |             |
| Piripaua                  | 1,513,134              | 216,396                        | 425,419                        | 2,154,949  |             |
| Lake Waikaremoana control | 926,754                | ..                             | ..                             | 926,754    |             |
| Mangahao                  | 1,959,274              | 397,029                        | 712,091                        | 3,068,394  |             |
| Cobb                      | 8,268,049              | 861,718                        | 798,553                        | 9,928,320  |             |
| Lake Coleridge            | 1,108,250              | 478,787                        | 586,219                        | 2,173,256  |             |
| Arnold                    | 219,992                | 27,780                         | 53,334                         | 301,106    |             |
| Highbank                  | 667,575                | 262,437                        | 359,802                        | 1,289,814  |             |
| Lake Tekapo               | 5,162,548              | 1,052,892                      | 884,082                        | 7,099,522  |             |
| Lake Pukaki control       | 4,619,983              | ..                             | ..                             | 4,619,983  |             |
| Roxburgh                  | 33,827,092             | 5,131,098                      | 8,810,581                      | 47,768,771 |             |

TABLE V—NEW ZEALAND ELECTRICITY DEPARTMENT—*Continued*  
 Analysis of Capital Outlay as at 31 March 1970—*continued*

|   | Headworks               | Station Buildings and Villages | Generating Plant and Machinery | Total       | Grand Total |
|---|-------------------------|--------------------------------|--------------------------------|-------------|-------------|
| <i>Completed Works—continued</i>                  |                         |                                |                                |             |             |
|   | \$                      | \$                             | \$                             | \$          | \$          |
| taki .. .. .                                      | 3,750,188               | 3,079,203                      | 2,569,415                      | 9,398,806   |             |
| Wakatipu control .. .. .                          | 1,384                   | 5,494                          | ..                             | 6,878       |             |
| Hawea control .. .. .                             | 4,896,947               | 12,360                         | ..                             | 4,909,307   |             |
| more .. .. .                                      | 47,274,771              | 965,871                        | 17,062,582                     | 65,303,224  |             |
| more .. .. .                                      | 31,555,638              | 438,928                        | 5,491,790                      | 37,486,356  |             |
| rapouri .. .. .                                   | 54,115,534              | 42,606,335                     | 11,366,213                     | 108,088,082 |             |
| owai .. .. .                                      | 257,312                 | 162,922                        | 141,089                        | 561,323     |             |
|   | 310,171,438             | 80,513,933                     | 80,260,641                     | ..          | 470,946,012 |
|   | Fuel Handling Equipment |                                |                                |             |             |
| al stations—                                      | 966,345*                | 16,706,364                     | 11,823,387                     | 29,496,096  |             |
| rsden .. .. .                                     | 676,538*                | 3,520,683                      | 9,927,859                      | 14,125,080  |             |
| huhu .. .. .                                      | 5,534,699†              | 10,142,483                     | 22,184,729                     | 37,861,911  |             |
| remere .. .. .                                    | 21,373,522‡             | 9,831,946                      | 12,172,721                     | 43,378,189  |             |
| irakei .. .. .                                    | ..                      | ..                             | ..                             | ..          | 124,861,276 |
|   | 28,551,104              | 40,201,476                     | 56,108,696                     | ..          |             |
| mission system—                                   | ..                      | ..                             | ..                             | 997,752     |             |
| 1 kV a.c. .. .. .                                 | ..                      | ..                             | ..                             | 1,463,414   |             |
| 1 kV a.c. .. .. .                                 | ..                      | ..                             | ..                             | 6,252,715   |             |
| 1 kV a.c. .. .. .                                 | ..                      | ..                             | ..                             | 22,837,135  |             |
| 1 kV a.c. .. .. .                                 | ..                      | ..                             | ..                             | 53,125,312  |             |
| 1 kV a.c. .. .. .                                 | ..                      | ..                             | ..                             | 16,124,294  | 100,800,622 |
| 1 kV d.c. .. .. .                                 | ..                      | ..                             | ..                             | ..          |             |
| stations—   | ..                      | ..                             | ..                             | 106,321     |             |
| 1 kV .. .. .                                      | ..                      | ..                             | ..                             | 1,063,046   |             |
| 3 kV .. .. .                                      | ..                      | ..                             | ..                             | 1,560,159   |             |
| 3 kV .. .. .                                      | ..                      | ..                             | ..                             | 5,723,531   |             |
| 6 kV .. .. .                                      | ..                      | ..                             | ..                             | 36,370,967  |             |
| 0 kV .. .. .                                      | ..                      | ..                             | ..                             | 38,129,307  |             |
| 0 kV and higher voltage..                         | ..                      | ..                             | ..                             | ..          | 82,953,331  |
| communications system .. .. .                     | ..                      | ..                             | ..                             | ..          | 2,888,098   |
| istribution system .. .. .                        | ..                      | ..                             | ..                             | ..          | 6,493,505   |
| ices, stores, land, and buildings .. .. .         | ..                      | ..                             | ..                             | ..          | 2,848,122   |
| Total completed works .. .. .                     | ..                      | ..                             | ..                             | ..          | 791,790,966 |
| <i>Works Under Construction</i>                   |                         |                                |                                |             |             |
| ro-electric stations—                             | 11,154,664              | 3,049,388                      | 4,582,129                      | 18,786,181  |             |
| araetai II .. .. .                                | 79,182,588              | 1,824,000                      | 252,354                        | 81,258,942  |             |
| ongariro .. .. .                                  | 5,848,779               | ..                             | ..                             | 5,848,779   |             |
| pper Waitaki .. .. .                              | ..                      | 15,140                         | 3,650,000                      | 3,665,140   |             |
| anapouri .. .. .                                  | ..                      | 33,032                         | 510,067                        | 567,080     |             |
| ther stations .. .. .                             | 23,981                  | ..                             | ..                             | ..          |             |
|   | 96,210,012              | 4,921,560                      | 8,994,550                      | ..          | 110,126,122 |
|   | Fuel Handling Equipment |                                |                                |             |             |
| ormal stations—                                   | 4,554*                  | 565,905                        | 51,445                         | 621,904     |             |
| atuhuhu .. .. .                                   | ..                      | 5,126,558                      | 219,048                        | 5,345,606   |             |
| New Plymouth .. .. .                              | ..                      | ..                             | ..                             | ..          |             |
|   | 4,554                   | 5,692,463                      | 270,493                        | ..          | 5,967,510   |
| ransmission system—                               | ..                      | ..                             | ..                             | 35,508      |             |
| 33 kV a.c. .. .. .                                | ..                      | ..                             | ..                             | 18,124      |             |
| 50 kV a.c. .. .. .                                | ..                      | ..                             | ..                             | 160,446     |             |
| 66 kV a.c. .. .. .                                | ..                      | ..                             | ..                             | 987,412     |             |
| 110 kV a.c. .. .. .                               | ..                      | ..                             | ..                             | 9,157,118   |             |
| 220 kV a.c. .. .. .                               | ..                      | ..                             | ..                             | 6,679       |             |
| 500 kV d.c. .. .. .                               | ..                      | ..                             | ..                             | ..          | 10,365,287  |
| bstations—  | ..                      | ..                             | ..                             | 4,311       |             |
| 11 kV .. .. .                                     | ..                      | ..                             | ..                             | 180,903     |             |
| 33 kV .. .. .                                     | ..                      | ..                             | ..                             | 103,661     |             |
| 50 kV .. .. .                                     | ..                      | ..                             | ..                             | 734,926     |             |
| 66 kV .. .. .                                     | ..                      | ..                             | ..                             | 1,622,795   |             |
| 110 kV .. .. .                                    | ..                      | ..                             | ..                             | 4,833,425   |             |
| 220 kV and higher voltage..                       | ..                      | ..                             | ..                             | ..          | 7,480,021   |
| ommunications system .. .. .                      | ..                      | ..                             | ..                             | ..          | 508,427     |
| istribution system .. .. .                        | ..                      | ..                             | ..                             | ..          | 80,928      |
| ffices, stores, land, and buildings .. .. .       | ..                      | ..                             | ..                             | ..          | 1,203,024   |
| urvey and investigations of other schemes .. .. . | ..                      | ..                             | ..                             | ..          | 15,770,460  |
| Total works under construction .. .. .            | ..                      | ..                             | ..                             | ..          | 151,501,779 |
| lant, motor vehicles, and tools .. .. .           | ..                      | ..                             | ..                             | ..          | 3,085,855   |
| locks of materials .. .. .                        | ..                      | ..                             | ..                             | ..          | 12,629,896  |
| Total capital outlay .. .. .                      | ..                      | ..                             | ..                             | ..          | 959,008,496 |

\*Fuel oil tanks and feeder pipes and pipelines.

†Aerial ropeway.

‡Steam bores.



TABLE VI—STATISTICS OF GENERATING PLANTS, SYSTEM VOLTAGES, ROUTE-MILES OF LINES, DISTRIBUTION SUBSTATIONS, ETC., FOR THE YEAR ENDED 31 MARCH 1970—continued

| No. | Supply Authorities               | Sources of Supply <sup>1</sup> | Year When Supply Commenced | Capacity of Generating Plant |       |         |                | State Head, in Feet      | Voltage             |              |                                      | Distribution Substations |           | Route-miles of Lines |  |
|-----|----------------------------------|--------------------------------|----------------------------|------------------------------|-------|---------|----------------|--------------------------|---------------------|--------------|--------------------------------------|--------------------------|-----------|----------------------|--|
|     |                                  |                                |                            | Water                        | Steam | Oil/Gas | Total Capacity |                          | Generation          | Transmission | Distribution <sup>2</sup>            | Number                   | kVA       |                      |  |
| 16  | Hawke's Bay                      | G.                             | 1927                       | kW                           | kW    | kW      | kW             | ..                       | ..                  | ..           | 33,000; 11,000                       | 2,009                    | 134,474   | 2,257                |  |
| 17  | Honoumua                         | G.                             | 1924                       | ..                           | ..    | ..      | ..             | ..                       | ..                  | ..           | 33,000; 11,000; 3,300                | 1,916                    | 87,100    | 1,406                |  |
| 18  | Hutt Valley                      | G.                             | 1924                       | 6,000                        | ..    | ..      | 6,000          | ..                       | ..                  | ..           | 33,000; 11,000; 6,600                | 1,700                    | 513,971   | 1,776                |  |
| 19  | King Country <sup>3</sup>        | G.                             | 1946                       | ..                           | ..    | ..      | ..             | 6,600                    | ..                  | ..           | 33,000; 11,000                       | 1,001                    | 33,868    | 1,353                |  |
| 20  | Manawatu-Oroua                   | G.                             | 1924                       | ..                           | ..    | ..      | ..             | ..                       | ..                  | ..           | 33,000; 11,000                       | 1,410                    | 80,512    | 1,624                |  |
| 21  | Manborough                       | G.                             | 1927                       | 1,000                        | ..    | ..      | 2,330          | 6,600                    | ..                  | 39,000       | 33,000; 11,000; 6,600                | 1,164                    | 58,558    | 959                  |  |
| 22  | North Auckland                   | G.                             | 1936                       | ..                           | ..    | ..      | ..             | ..                       | ..                  | ..           | 33,000; 11,000                       | 2,783                    | 106,387   | 3,531                |  |
| 23  | North Canterbury                 | G.                             | 1928                       | ..                           | ..    | ..      | ..             | ..                       | ..                  | ..           | 33,000; 11,000                       | 2,024                    | 51,984    | 1,741                |  |
| 24  | Otago                            | G.                             | 1926                       | ..                           | ..    | ..      | ..             | 6,600; 3,300; 415; 400   | ..                  | ..           | 33,000; 22,000; 11,000; 6,600; 6,350 | 2,426                    | 52,924    | 2,500                |  |
| 25  | Otago Central                    | I. & G.                        | 1923                       | 7,185                        | ..    | ..      | 7,185          | 6,600; 3,300; 415; 400   | 33,000              | ..           | 33,000; 11,000; 6,600                | 1,013                    | 29,489    | 1,133                |  |
| 26  | Pouerui Bay                      | G.                             | 1912                       | ..                           | ..    | ..      | 980            | 6,600                    | ..                  | ..           | 50,000; 11,000; 6,600                | 1,861                    | 99,091    | 1,389                |  |
| 27  | South Canterbury                 | G.                             | 1925                       | ..                           | ..    | ..      | ..             | 6,600                    | ..                  | ..           | 33,000; 11,000; 6,600                | 2,680                    | 62,393    | 1,278                |  |
| 28  | Taranaki                         | G.                             | 1927                       | 4,800                        | ..    | ..      | 4,800          | 6,600                    | 33,000              | ..           | 33,000; 11,000; 6,600                | 1,812                    | 40,703    | 1,014                |  |
| 29  | Tairāpapa                        | G.                             | 1925                       | ..                           | ..    | ..      | ..             | 6,600                    | ..                  | ..           | 33,000; 11,000; 3,300                | 931                      | 21,099    | 735                  |  |
| 30  | Tauranga                         | G.                             | 1926                       | ..                           | ..    | ..      | ..             | ..                       | ..                  | ..           | 50,000; 33,000; 11,000; 6,300        | 1,438                    | 74,770    | 1,803                |  |
| 31  | Tc Awamutu                       | G.                             | 1921                       | ..                           | ..    | ..      | ..             | ..                       | ..                  | ..           | 11,000                               | 798                      | 32,960    | 598                  |  |
| 32  | Waikanae Valley                  | G.                             | 1921                       | 450                          | ..    | ..      | 450            | 3,300; 2,500; 400        | ..                  | ..           | 50,000; 33,000; 11,000               | 2,518                    | 205,592   | 3,618                |  |
| 33  | Waikanae                         | G.                             | 1933                       | 770                          | ..    | ..      | 770            | 3,300                    | 3,300               | 33,000       | 2,247                                | 67,775                   | 1,941     |                      |  |
| 34  | Waipareira                       | G.                             | 1923                       | 3,400                        | ..    | ..      | 3,400          | 3,300; 500; 400          | ..                  | ..           | 33,000; 22,000; 11,000; 6,600        | 1,919                    | 73,609    | 1,511                |  |
| 35  | Waipareira                       | G.                             | 1925                       | ..                           | ..    | ..      | ..             | 6,600                    | ..                  | ..           | 33,000; 22,000; 11,000; 6,600        | 602                      | 8,307     | 613                  |  |
| 36  | Waipara                          | G.                             | 1923                       | ..                           | ..    | ..      | ..             | ..                       | ..                  | ..           | 11,000                               | 498                      | 10,069    | 553                  |  |
| 37  | Waipara                          | G.                             | 1926                       | ..                           | ..    | ..      | ..             | ..                       | ..                  | ..           | 33,000; 11,000; 6,600                | 1,841                    | 58,792    | 1,695                |  |
| 38  | Waitemata                        | G.                             | 1926                       | ..                           | ..    | ..      | 6,000          | 11,000                   | ..                  | ..           | 33,000; 11,000                       | 3,406                    | 923,400   | 4,350                |  |
| 39  | Waitemata                        | G.                             | 1926                       | ..                           | ..    | ..      | ..             | 6,600                    | ..                  | ..           | 33,000; 11,000                       | 1,283                    | 59,762    | 1,165                |  |
| 40  | Wanganui-Rangitikei <sup>4</sup> | G.                             | 1925                       | 250                          | ..    | ..      | 250            | 6,600                    | ..                  | ..           | 33,000; 22,000; 11,000; 6,600; 2,300 | 2,442                    | 121,668   | 2,287                |  |
| 41  | Westland                         | I. & G.                        | 1959                       | 2,848                        | ..    | ..      | 2,848          | 5,600; 2,300; 2,200; 400 | ..                  | ..           | 11,000; 6,600                        | 177                      | 9,400     | 173                  |  |
|     |                                  |                                |                            | 28,034                       | ..    | ..      | 8,310          | 36,344                   | ..                  | ..           | ..                                   | 61,030                   | 3,992,659 | 60,849               |  |
| 1   | Christchurch                     | G.                             | 1903                       | ..                           | ..    | ..      | ..             | 6,000; 2,400             | { 110,000; 33,000 } | ..           | 11,000; 3,000                        | 1,202                    | 380,088   | 2,310                |  |
| 2   | Dunedin                          | I. & G.                        | 1907                       | 65,200                       | ..    | ..      | 65,200         | 715; 186; 166; 110       | ..                  | ..           | 33,000; 11,000; 6,600; 3,300         | 1,816                    | 255,305   | 1,082                |  |
| 3   | Hamilton                         | G.                             | 1913                       | ..                           | ..    | ..      | ..             | ..                       | ..                  | ..           | 33,000; 11,000                       | 78                       | 43,250    | 286                  |  |
| 4   | Invercargill                     | B.                             | 1914                       | ..                           | ..    | ..      | ..             | ..                       | ..                  | ..           | 33,000; 11,000                       | 194                      | 55,756    | 226                  |  |
| 5   | Napier                           | B.                             | 1913                       | ..                           | ..    | ..      | 400            | 3,300                    | ..                  | ..           | 33,000; 11,000                       | 116                      | 36,200    | 111                  |  |
| 6   | Nelson                           | B.                             | 1923                       | ..                           | ..    | ..      | ..             | ..                       | ..                  | ..           | 33,000; 11,000                       | 99                       | 28,320    | 96                   |  |
| 7   | New Plymouth                     | B.                             | 1906                       | 3,750                        | ..    | ..      | 3,750          | 6,600                    | ..                  | ..           | 11,000                               | 847                      | 60,298    | 575                  |  |
| 8   | Panmure North                    | G.                             | 1924                       | 2,000                        | ..    | ..      | 2,000          | 3,300                    | 50,000              | ..           | 33,000; 11,000                       | 260                      | 67,600    | 366                  |  |
| 9   | Tauranga                         | I. & G.                        | 1915                       | 3,440                        | ..    | ..      | 3,440          | 3,000                    | ..                  | ..           | 50,000; 33,000; 11,000               | 81                       | 13,825    | 97                   |  |
| 10  | Timaru                           | B.                             | 1908                       | ..                           | ..    | ..      | ..             | ..                       | ..                  | ..           | 11,000                               | 103                      | 36,100    | 149                  |  |
| 11  | Wellington                       | G.                             | 1888                       | ..                           | ..    | ..      | ..             | ..                       | ..                  | ..           | 33,000; 11,000; 3,300                | 483                      | 542,548   | 898                  |  |
| 12  | Whangarei                        | B.                             | 1915                       | ..                           | ..    | ..      | ..             | ..                       | ..                  | ..           | 11,000                               | 192                      | 27,305    | 137                  |  |
|     |                                  |                                |                            | 72,390                       | ..    | ..      | 2,400          | ..                       | ..                  | ..           | ..                                   | 5,271                    | 1,566,595 | 6,352                |  |

(For notes see page 6.)

TABLE VI—STATISTICS OF GENERATING PLANTS, SYSTEM VOLTAGES, ROUTE-MILES OF LINES, DISTRIBUTION SUBSTATIONS, ETC., FOR THE YEAR ENDED 31 MARCH 1970—continued

| No. | Supply Authorities                           | Source of Supply <sup>1</sup> | Year When Supply Commenced | Capacity of Generating Plant |         |         |                | Static Head, in Feet | Voltage    |              |                           | Distribution Substations |        | Route-miles of Lines | No.              |
|-----|--|-------------------------------|----------------------------|------------------------------|---------|---------|----------------|----------------------|------------|--------------|---------------------------|--------------------------|--------|----------------------|------------------|
|     |  |                               |                            | Water                        | Steam   | Oil/Gas | Total Capacity |                      | Generation | Transmission | Distribution <sup>3</sup> | Number                   | kVA    |                      |                  |
| 1   | Bluff  | B.                            | 1903                       | ..                           | ..      | ..      | ..             | ..                   | ..         | ..           | ..                        | ..                       | ..     | ..                   | 20               |
| 2   | Inglewood <sup>4</sup>                       | B.                            | 1905                       | ..                           | ..      | ..      | ..             | ..                   | ..         | ..           | ..                        | ..                       | ..     | ..                   | 27               |
| 3   | Kaipoi                                       | B.                            | 1917                       | ..                           | ..      | ..      | ..             | ..                   | ..         | ..           | ..                        | ..                       | ..     | ..                   | 27               |
| 4   | Lytelton                                     | G.                            | 1917                       | ..                           | ..      | ..      | ..             | ..                   | ..         | ..           | ..                        | ..                       | ..     | ..                   | 23               |
| 5   | Rangiora                                     | B.                            | 1919                       | ..                           | ..      | ..      | ..             | ..                   | ..         | ..           | ..                        | ..                       | ..     | ..                   | 31               |
| 6   | Riccarton                                    | G.                            | 1916                       | ..                           | ..      | ..      | ..             | ..                   | ..         | ..           | ..                        | ..                       | ..     | ..                   | 70               |
| 7   | Stratford <sup>1</sup>                       | B.                            | 1898                       | ..                           | ..      | ..      | ..             | ..                   | ..         | ..           | ..                        | ..                       | ..     | ..                   | 40 <sup>10</sup> |
| 8   | Taihape                                      | B.                            | 1913                       | ..                           | ..      | ..      | ..             | ..                   | ..         | ..           | ..                        | ..                       | ..     | ..                   | 23               |
| 9   | Taumarunui                                   | I. & B.                       | 1924                       | ..                           | ..      | ..      | ..             | ..                   | ..         | ..           | ..                        | ..                       | ..     | ..                   | 44               |
| 10  | Taupo  | I. & G.                       | 1932                       | 425                          | ..      | ..      | 425            | 25                   | 3,300      | ..           | ..                        | ..                       | ..     | ..                   | 245              |
| 11  | Te Aroha                                     | I. & B.                       | 1906                       | 2,500                        | ..      | ..      | 2,500          | 102; 80              | 3,300      | ..           | ..                        | ..                       | ..     | ..                   | 51               |
| 12  | Thames                                       | B.                            | 1914                       | ..                           | ..      | ..      | ..             | 130                  | 400        | ..           | ..                        | ..                       | ..     | ..                   | 54               |
| 13  | Wairoa                                       | B.                            | 1913                       | ..                           | ..      | ..      | ..             | ..                   | ..         | ..           | ..                        | ..                       | ..     | ..                   | 47               |
| 14  | Whakatane                                    | B.                            | 1922                       | ..                           | ..      | ..      | ..             | ..                   | ..         | ..           | ..                        | ..                       | ..     | ..                   | 75               |
|     |  |                               |                            | 3,025                        | ..      | ..      | 3,025          | ..                   | ..         | ..           | ..                        | ..                       | ..     | ..                   | 957              |
| 1   | Heathcote                                    | G.                            | 1914                       | ..                           | ..      | ..      | ..             | ..                   | ..         | ..           | ..                        | ..                       | ..     | ..                   | 113              |
| 2   | Kaitiaki                                     | B.                            | 1922                       | ..                           | ..      | ..      | ..             | ..                   | ..         | ..           | ..                        | ..                       | ..     | ..                   | 110              |
| 3   | Mackenzie                                    | G.                            | 1957                       | ..                           | ..      | ..      | ..             | ..                   | ..         | ..           | ..                        | ..                       | ..     | ..                   | 179              |
|     |  |                               |                            | ..                           | ..      | ..      | ..             | ..                   | ..         | ..           | ..                        | ..                       | ..     | ..                   | 402              |
|     | Sundry Private Plants                        |                               |                            | ..                           | ..      | ..      | ..             | ..                   | ..         | ..           | ..                        | ..                       | ..     | ..                   | ..               |
|     |  |                               |                            | ..                           | ..      | ..      | ..             | ..                   | ..         | ..           | ..                        | ..                       | ..     | ..                   | ..               |
| 1   | Rotorua Electric Supply                      | G.                            | 1901                       | 6,000                        | ..      | ..      | 6,000          | 154                  | 6,600      | 66,000       | 33,000; 11,000            | ..                       | 1,206  | 68,208               | 1,049            |
| 2   | Southland Electric Power Supply <sup>5</sup> | G.                            | 1925                       | 6,000                        | ..      | ..      | 6,000          | ..                   | ..         | ..           | 33,000; 11,000; 6,600     | ..                       | 6,032  | 125,581              | 4,426            |
|     |  |                               |                            | 6,000                        | ..      | ..      | 6,000          | ..                   | ..         | ..           | ..                        | ..                       | 7,238  | 193,789              | 5,475            |
|     |  |                               |                            | 2,894,409                    | 642,600 | 145,710 | 3,682,719      | ..                   | ..         | ..           | ..                        | ..                       | 74,847 | 6,384,732            | 80,728           |
|     | GRAND TOTALS                                 |                               |                            | ..                           | ..      | ..      | ..             | ..                   | ..         | ..           | ..                        | ..                       | ..     | ..                   | ..               |

<sup>1</sup>Low tension is 400/230 volts, 50 cycle a.c.  
<sup>2</sup>Includes Southland Electric Power Supply.  
<sup>3</sup>Includes Stratford Borough Council.  
<sup>4</sup>Gas turbine plant.  
<sup>5</sup>Also included with New Zealand Electricity Department.  
<sup>6</sup>Includes Racthi Borough Council purchased 1 April 1969.  
<sup>7</sup>Includes Racthi Borough Council purchased 1 April 1969.  
<sup>8</sup>Includes Racthi Borough Council purchased 1 April 1969.  
<sup>9</sup>Includes Racthi Borough Council purchased 1 April 1969.  
<sup>10</sup>Includes Racthi Borough Council purchased 1 April 1969.  
<sup>11</sup>Includes Racthi Borough Council purchased 1 April 1969.  
<sup>12</sup>Includes Racthi Borough Council purchased 1 April 1969.  
<sup>13</sup>Includes Racthi Borough Council purchased 1 April 1969.  
<sup>14</sup>Includes Racthi Borough Council purchased 1 April 1969.  
<sup>15</sup>Includes Racthi Borough Council purchased 1 April 1969.

TABLE VII—RESULTS OF GENERATION, DISTRIBUTION, AND CONSUMPTION FOR THE YEAR ENDED 31 MARCH 1970

| No. | Supply Authorities                  | Maximum Load<br>kW | Annual Load Factor<br>% | Generated     |               |                | Purchased<br>kWh | Generated and Purchased<br>kWh | Units Sold                |                 |                       | Percentage Non-productive<br>% | No.          |                     |
|-----|-------------------------------------|--------------------|-------------------------|---------------|---------------|----------------|------------------|--------------------------------|---------------------------|-----------------|-----------------------|--------------------------------|--------------|---------------------|
|     |                                     |                    |                         | Water<br>kWh  | Steam<br>kWh  | Oil/Gas<br>kWh |                  |                                | Retail to Consumers       |                 | Non-productive<br>kWh |                                |              |                     |
|     |                                     |                    |                         |               |               |                |                  |                                | In Bulk for Resale<br>kWh | Domestic<br>kWh |                       |                                |              | Non-domestic<br>kWh |
| 1   | NEW ZEALAND ELECTRICITY DEPARTMENT* | 2,647,400          | 54.37                   | 9,888,692,857 | 2,687,968,900 | 26,458,920*    | 6,851,190        | 12,609,971,867                 | 10,828,106,474            | 139,536,249     | 537,673,539           | 1,104,635,605                  | kWh<br>8,941 | 1                   |
| 1   | Amethyst                            | 1,220              | 45.29                   | 2,729,040     | ..            | ..             | 2,111,160        | 4,840,200                      | 174,730                   | 1,846,985       | 2,448,976             | 369,509                        | 8,941        | 1                   |
| 2   | Ashburton                           | 17,558             | 62.45                   | ..            | ..            | ..             | 96,046,692       | 96,048,630                     | ..                        | 70,044,498      | 20,993,944            | 5,010,190                      | 3,604        | 2                   |
| 3   | Auckland                            | 435,549            | 51.99                   | ..            | ..            | ..             | 1,983,741,595    | 1,983,711,595                  | ..                        | 92,233,713      | 951,665,987           | 109,669,993                    | 4,731        | 3                   |
| 4   | Bay of Islands                      | 19,205             | 66.41                   | ..            | ..            | ..             | 112,168,520      | 112,168,520                    | ..                        | 59,177,128      | 41,191,594            | 11,819,798                     | 3,026        | 4                   |
| 5   | Bay of Plenty                       | 39,466             | 66.69                   | ..            | ..            | ..             | 230,562,354      | 230,562,354                    | ..                        | 55,386,749      | 133,744,445           | 8,611,680                      | 5,749        | 5                   |
| 6   | Buller                              | 6,846              | 58.35                   | 612,697       | ..            | ..             | 33,937,406       | 33,950,103                     | ..                        | 9,841,409       | 22,305,274            | 1,803,420                      | 8,712        | 6                   |
| 7   | Cambridge                           | 8,946              | 48.18                   | ..            | ..            | ..             | 37,737,630       | 37,737,630                     | ..                        | 23,642,137      | 10,686,677            | 3,428,816                      | 3,356        | 7                   |
| 8   | Central Canterbury                  | 42,017             | 57.85                   | ..            | ..            | ..             | 212,925,173      | 212,925,173                    | ..                        | 91,952,707      | 105,330,205           | 13,639,291                     | 7,34         | 8                   |
| 9   | Central Hawke's Bay                 | 11,226             | 55.42                   | ..            | ..            | ..             | 54,495,376       | 54,495,376                     | ..                        | 38,695,027      | 10,665,071            | 5,135,278                      | 5,351        | 9                   |
| 10  | Central Waikato                     | 61,551             | 48.72                   | ..            | ..            | ..             | 262,717,484      | 262,717,484                    | ..                        | 149,544,227     | 90,559,792            | 22,580,572                     | 2,906        | 10                  |
| 11  | Dannevirke                          | 10,420             | 51.51                   | ..            | ..            | ..             | 47,091,869       | 47,091,869                     | ..                        | 31,089,189      | 10,757,071            | 5,175,608*                     | 3,109        | 11                  |
| 12  | Egmont                              | 24,268             | 53.18                   | 1,539,168     | ..            | ..             | 111,569,607      | 119,059,675                    | ..                        | 62,296,546      | 40,870,381            | 9,892,748                      | 3,488        | 12                  |
| 13  | Franklin                            | 24,970             | 57.85                   | ..            | ..            | ..             | 126,539,824      | 126,539,824                    | ..                        | 70,582,818      | 43,300,347            | 12,375,230                     | 3,461        | 13                  |
| 14  | Golden Bay                          | 7,624              | 72.63                   | 847,149       | ..            | ..             | 48,543,994       | 48,543,994                     | ..                        | 7,486,218       | 39,709,018            | 1,348,758                      | 3,468        | 14                  |
| 15  | Grey                                | 11,438             | 51.09                   | ..            | ..            | ..             | 51,168,450       | 51,168,450                     | ..                        | 24,955,087      | 22,294,592            | 3,937,971                      | 2,700        | 15                  |
| 16  | Hawke's Bay                         | 77,126             | 54.71                   | ..            | ..            | ..             | 369,692,260      | 369,692,260                    | ..                        | 185,889,603     | 108,478,641           | 24,482,267                     | 5,569        | 16                  |
| 17  | Horowhenua                          | 37,576             | 51.41                   | ..            | ..            | ..             | 169,253,286      | 169,253,286                    | ..                        | 46,056,162      | 14,476,175            | 14,476,175                     | 3,584        | 17                  |
| 18  | Hutt Valley                         | 175,295            | 46.12                   | ..            | ..            | ..             | 708,209,830      | 708,209,830                    | ..                        | 420,074,523     | 252,008,421           | 36,046,886                     | 3,681        | 18                  |
| 19  | King Country*                       | 20,413             | 51.74                   | 23,042,200    | ..            | ..             | 69,471,824       | 69,471,824                     | ..                        | 30,918,387      | 7,179,030             | 12,706,938                     | 3,528        | 19                  |
| 20  | Manawatu-Oroua                      | 69,745             | 50.73                   | ..            | ..            | ..             | 309,524,824      | 309,524,824                    | ..                        | 80,612,073      | 73,631,794            | 12,190,117                     | 4,063        | 20                  |
| 21  | Marlborough                         | 19,816             | 53.17                   | 5,333,566     | ..            | 10,605         | 95,632,260       | 100,976,431                    | ..                        | 60,134,102      | 31,073,691            | 9,768,630                      | 2,952        | 21                  |
| 22  | North Auckland                      | 46,424             | 69.93                   | ..            | ..            | ..             | 294,573,795      | 294,573,795                    | ..                        | 86,765,058      | 128,358,377           | 11,392,622                     | 4,383        | 22                  |
| 23  | North Canterbury                    | 22,219             | 59.46                   | ..            | ..            | ..             | 115,735,094      | 115,735,094                    | ..                        | 47,696,839      | 22,802,307            | 8,464,038                      | 3,574        | 23                  |
| 24  | Otago                               | 22,785             | 54.21                   | ..            | ..            | ..             | 108,202,707      | 108,202,707                    | ..                        | 34,868,846      | 31,536,763            | 12,703,136                     | 3,570        | 24                  |
| 25  | Otago Central                       | 16,004             | 56.69                   | 50,060,420    | ..            | ..             | 29,612,994       | 29,612,994                     | ..                        | 44,958,315      | 21,536,763            | 16,04                          | 4,346        | 25                  |
| 26  | Poverty Bay                         | 32,784             | 49.40                   | ..            | ..            | 10,910         | 141,869,159      | 141,869,159                    | ..                        | 91,203,139      | 38,092,584            | 12,564,746                     | 2,985        | 26                  |
| 27  | South Canterbury                    | 36,594             | 58.78                   | ..            | ..            | ..             | 168,435,615      | 168,435,615                    | ..                        | 73,453,446*     | 27,684,464*           | 9,485,934                      | 3,162        | 27                  |
| 28  | Taranaki                            | 22,630             | 64.26                   | 15,358,600    | ..            | ..             | 112,063,438      | 127,424,118                    | ..                        | 47,536,980      | 41,257,180            | 12,075,037                     | 3,528        | 28                  |
| 29  | Taranaki                            | 6,405              | 57.61                   | ..            | ..            | ..             | 32,324,824       | 32,324,824                     | ..                        | 20,964,500      | 8,047,855             | 3,310,389                      | 3,574        | 29                  |
| 30  | Tauranga                            | 32,154             | 56.58                   | ..            | ..            | ..             | 159,360,319      | 159,360,319                    | ..                        | 103,469,460     | 44,626,890            | 11,264,169                     | 3,274        | 30                  |
| 31  | Tc Awamutu                          | 13,613             | 58.16                   | ..            | ..            | ..             | 69,852,974       | 69,852,974                     | ..                        | 42,597,736      | 23,720,067            | 9,026,031                      | 3,410        | 31                  |
| 32  | Thames Valley                       | 99,917             | 64.18                   | ..            | ..            | ..             | 561,800,531      | 561,800,531                    | ..                        | 141,371,874     | 360,802,133           | 27,979,934                     | 6,571        | 32                  |
| 33  | Waimea                              | 40,984             | 53.56                   | ..            | ..            | ..             | 190,304,464      | 190,304,464                    | ..                        | 86,107,115      | 35,237,582            | 8,248,107                      | 3,541        | 33                  |
| 34  | Wairarapa                           | 34,199             | 48.21                   | ..            | ..            | ..             | 144,419,702      | 144,419,702                    | ..                        | 43,535,335      | 12,493,017            | 8,65                           | 3,160        | 34                  |
| 35  | Waikare                             | 4,400              | 45.04                   | ..            | ..            | ..             | 4,602,060        | 4,602,060                      | ..                        | 9,305,266       | 2,236,520             | 3,268,236                      | 22.07        | 35                  |
| 36  | Waikato                             | 8,056              | 51.95                   | ..            | ..            | ..             | 36,664,104       | 36,664,104                     | ..                        | 11,291,610      | 6,408,085             | 1,082,638                      | 5.76         | 36                  |
| 37  | Waikato                             | 22,897             | 48.46                   | ..            | ..            | ..             | 97,202,317       | 97,202,317                     | ..                        | 56,774,241      | 30,936,957            | 7,232,279                      | 2,741        | 37                  |
| 38  | Waitemata                           | 159,991            | 43.46                   | ..            | ..            | 235,560*       | 608,663,099      | 608,663,099                    | ..                        | 415,166,174     | 149,646,199           | 44,286,875                     | 2,603        | 38                  |
| 39  | Waitemata                           | 159,991            | 57.94                   | ..            | ..            | ..             | 76,995,114       | 76,995,114                     | ..                        | 40,111,130      | 28,921,528            | 7,963,496                      | 3,592        | 39                  |
| 40  | Waigani-Rangitikei**                | 54,656             | 49.62                   | 1,419,000     | ..            | ..             | 237,016,421      | 237,016,421                    | ..                        | 146,224,635     | 71,188,413            | 11,866,513                     | 3,440        | 40                  |
| 41  | Westland                            | 4,327              | 52.74                   | 15,785,692    | ..            | ..             | 4,206,360        | 19,992,052                     | ..                        | 8,035,488       | 8,349,524             | 1,868,860                      | 2,673        | 41                  |
| 42  | Westland                            | ..                 | ..                      | 133,457,135   | ..            | 256,475        | 8,933,605,924    | 8,467,299,544                  | 558,121,959               | 4,129,086,207   | 3,235,871,819         | 544,219,559                    | 3,003        | 42                  |

(For notes see page 8.)



TABLE VII—RESULTS OF GENERATION, DISTRIBUTION, AND CONSUMPTION FOR THE YEAR ENDED 31 MARCH 1970—continued

| No. | Supply Authorities                           | Maxi-<br>mum<br>Load | Annual<br>Load<br>Factor | Units          |               |            |                |                               |                       | Units Sold (Average)<br>Per Head of<br>Population | No.   |      |     |                    |                                       |                     |              |
|-----|--|----------------------|--------------------------|----------------|---------------|------------|----------------|-------------------------------|-----------------------|---|-------|------|-----|--------------------|---------------------------------------|---------------------|--------------|
|     |  |                      |                          | Generated      |               |            | Purchased      | Generated<br>and<br>Purchased | In Bulk<br>for Retail |   |       | Sold |     | Non-<br>productive | Percentage<br>Non-<br>productive<br>% |                     |              |
|     |  |                      |                          | Water          | Steam         | Oil/Gas    |                |                               |                       |   |       | kWh  | kWh |                    |                                       | Retail to Consumers |              |
|     |  |                      |                          |                |               |            |                |                               |                       |   |       |      |     |                    |                                       | Domestic            | Non-domestic |
| kWh | kWh  | kWh                  | kWh                      | kWh            | kWh           | kWh        | kWh            |                               |                       |   |       |      |     |                    |                                       |                     |              |
| 1   | Christchurch                                 | 236,270              | 43.68                    | ..             | ..            | ..         | 908,150,321    | 576,984,468                   | 269,700,095           | 61,561,048  | 3,704 |      |     |                    |                                       |                     |              |
| 2   | Dunedin                                      | 136,900              | 43.09                    | ..             | ..            | ..         | 516,789,029    | 309,299,038                   | 178,819,040           | 28,670,261  | 4,370 |      |     |                    |                                       |                     |              |
| 3   | Hamilton                                     | 22,956               | 44.03                    | ..             | ..            | ..         | 90,160,000     | 41,040,630                    | 43,835,850            | 3,645,300   | 3,674 |      |     |                    |                                       |                     |              |
| 4   | Invercargill                                 | 29,720               | 46.08                    | ..             | ..            | ..         | 120,233,410    | 73,170,136                    | 42,120,893            | 4,642,301   | 2,904 |      |     |                    |                                       |                     |              |
| 5   | Napier                                       | 10,350               | 56.25                    | 80,370         | ..            | ..         | 50,852,850     | 25,529,280                    | 22,440,833            | 2,882,737   | 5,932 |      |     |                    |                                       |                     |              |
| 6   | Nelson                                       | 13,532               | 52.02                    | ..             | ..            | ..         | 62,711,580     | 36,729,979                    | 20,682,534            | 5,319,067   | 3,355 |      |     |                    |                                       |                     |              |
| 7   | New Plymouth                                 | 33,430               | 56.11                    | ..             | ..            | ..         | 149,832,826    | 96,014,179                    | 55,480,616            | 12,718,001  | 3,609 |      |     |                    |                                       |                     |              |
| 8   | Palmerston North                             | 37,076               | 44.20                    | 17,181         | ..            | ..         | 143,568,021    | 94,826,951                    | 40,196,134            | 8,944,356   | 2,269 |      |     |                    |                                       |                     |              |
| 9   | Tauranga                                     | 8,047                | 46.70                    | ..             | ..            | ..         | 32,923,040     | 14,945,140                    | 14,459,264            | 2,940,936   | 4,141 |      |     |                    |                                       |                     |              |
| 10  | Timaru                                       | 16,512               | 53.90                    | ..             | ..            | ..         | 77,812,400     | 49,422,161                    | 24,463,972            | 3,926,167   | 3,456 |      |     |                    |                                       |                     |              |
| 11  | Wellington                                   | 148,105              | 43.26                    | ..             | ..            | ..         | 561,618,092    | 307,327,900                   | 220,497,650           | 39,792,542  | 4,304 |      |     |                    |                                       |                     |              |
| 12  | Whangarei                                    | 13,862               | 47.61                    | ..             | ..            | ..         | 57,810,607     | 33,138,889                    | 21,042,280            | 3,629,438   | 2,087 |      |     |                    |                                       |                     |              |
|     |  |                      |                          | 97,551         | ..            | ..         | 2,706,911,136  | 1,658,428,091                 | 953,719,961           | 174,171,874                                       | 3,804 |      |     |                    |                                       |                     |              |
| 1   | Bluff  | 2,216                | 43.66                    | ..             | ..            | ..         | 8,475,424      | 3,882,017                     | 3,795,513             | 797,884   | 2,319 |      |     |                    |                                       |                     |              |
| 2   | Inglewood <sup>1</sup>                       | 1,670                | 58.70                    | ..             | ..            | ..         | 8,541,443      | 4,443,339                     | 3,468,744             | 637,360   | 2,793 |      |     |                    |                                       |                     |              |
| 3   | Kaipara                                      | 2,504                | 53.70                    | ..             | ..            | ..         | 11,648,100     | 6,115,170                     | 2,479,160             | 1,025,770   | 3,596 |      |     |                    |                                       |                     |              |
| 4   | Lytelton                                     | 2,692                | 50.84                    | ..             | ..            | ..         | 12,012,120     | 6,780,012                     | 4,264,304             | 887,604   | 3,390 |      |     |                    |                                       |                     |              |
| 5   | Rangiora                                     | 3,612                | 50.81                    | ..             | ..            | ..         | 16,076,000     | 11,814,271                    | 3,425,010             | 835,919   | 3,348 |      |     |                    |                                       |                     |              |
| 6   | Riccarton                                    | 2,244                | 48.83                    | ..             | ..            | ..         | 39,972,880     | 21,351,110                    | 17,490,026            | 1,131,536   | 5,432 |      |     |                    |                                       |                     |              |
| 7   | Stratford <sup>1</sup>                       | 4,432                | 48.48                    | ..             | ..            | ..         | 17,973,478     | 11,468,235                    | 3,503,321             | 1,950,702   | 7,011 |      |     |                    |                                       |                     |              |
| 8   | Tairāpapa                                    | 4,236                | 49.70                    | ..             | ..            | ..         | 9,157,860      | 5,719,152                     | 2,900,537             | 1,638,471   | 2,834 |      |     |                    |                                       |                     |              |
| 9   | Taumarunui                                   | 4,223                | 39.76                    | ..             | ..            | ..         | 10,891,800     | 7,853,082                     | 3,594,398             | 1,318,561   | 3,335 |      |     |                    |                                       |                     |              |
| 10  | Taupo  | 3,996                | 51.92                    | ..             | ..            | ..         | 31,884,600     | 26,489,438                    | 16,821,133            | 2,153,733   | 3,304 |      |     |                    |                                       |                     |              |
| 11  | Tc Aroha                                     | 2,492                | 50.21                    | ..             | ..            | ..         | 10,961,460     | 5,955,682                     | 4,270,814             | 734,964   | 3,099 |      |     |                    |                                       |                     |              |
| 12  | Thames                                       | 4,895                | 49.10                    | ..             | ..            | ..         | 20,621,600     | 11,722,077                    | 7,600,032             | 2,500,451   | 3,326 |      |     |                    |                                       |                     |              |
| 13  | Waeroa                                       | 2,891                | 52.48                    | ..             | ..            | ..         | 10,806,764     | 10,806,764                    | 4,635,619             | 2,439,309   | 3,326 |      |     |                    |                                       |                     |              |
| 14  | Whakatane                                    | 6,050                | 50.77                    | ..             | ..            | ..         | 26,819,280     | 17,389,107                    | 7,652,479             | 1,777,684   | 3,385 |      |     |                    |                                       |                     |              |
|     |  |                      |                          | 17,418,426     | ..            | ..         | 242,917,816    | 153,729,404                   | 89,255,941            | 17,348,268  | 3,347 |      |     |                    |                                       |                     |              |
| 1   | Heathcote                                    | 6,694                | 48.04                    | ..             | ..            | ..         | 28,173,310     | 15,649,540                    | 11,508,545            | 1,015,295   | 4,715 |      |     |                    |                                       |                     |              |
| 2   | Kaikoura                                     | 1,373                | 65.66                    | ..             | ..            | ..         | 9,047,800      | 4,852,540                     | 2,705,360             | 1,469,500   | 2,918 |      |     |                    |                                       |                     |              |
| 3   | Mackenzie                                    | 1,173                | 58.30                    | ..             | ..            | ..         | 6,001,398      | 2,092,421                     | 3,236,955             | 672,022   | 6,921 |      |     |                    |                                       |                     |              |
|     |  |                      |                          | ..             | ..            | ..         | 43,222,508     | 22,594,501                    | 17,451,460            | 3,176,547   | 4,391 |      |     |                    |                                       |                     |              |
|     | Sundry Private Plants                        | ..                   | ..                       | 21,102,096     | ..            | ..         | 21,102,096     | ..                            | ..                    | ..  | ..    |      |     |                    |                                       |                     |              |
| 1   | Government Departments                       | 34,519               | 47.08                    | ..             | ..            | ..         | 144,786,722    | 83,876,042                    | 47,055,912            | 12,854,181  | 2,045 |      |     |                    |                                       |                     |              |
| 2   | Rotorua Electric Supply                      | 85,785               | 47.07                    | ..             | ..            | ..         | 330,410,339    | 122,004,414                   | 86,512,229            | 22,535,362  | 3,115 |      |     |                    |                                       |                     |              |
|     | Southland Electric Power Supply <sup>7</sup> | ..                   | ..                       | ..             | ..            | ..         | 475,197,061    | 205,080,456                   | 134,468,141           | 35,389,543  | 9,004 |      |     |                    |                                       |                     |              |
|     | GRAND TOTALS                                 | ..                   | ..                       | 10,189,722,098 | 2,709,070,996 | 26,812,946 | 12,925,606,040 | 6,187,251,374                 | 4,881,928,632         | 1,856,426,034                                     | 3,935 |      |     |                    |                                       |                     |              |

Units generated per head of total population, 4,582 kWh. Maximum load for public supply, 2,689,500 kW. Units sold retail per head of total population, 3,924 kWh. Annual load factor: New Zealand 54.86 percent.

Notes—<sup>1</sup>Includes units used free of charge, losses on transmission and distribution, also losses on bulk supply to other electricity supply authorities. <sup>2</sup>Includes Southland Electric Power Supply. <sup>3</sup>Includes Heathcote, Kaikoura, Mackenzie, Rotorua Electric Supply, and Sundry Private Plants. <sup>4</sup>Percentage of total units generated by an assumed 1,000,000 kWh due to changed meter characteristics. <sup>5</sup>Approximate figure only. <sup>6</sup>Includes Rangiwhiri Borough Council purchased 1 April 1969. <sup>7</sup>Includes Chatham Borough Council purchased 1 April 1969. <sup>8</sup>Includes Rangiwhiri Borough Council purchased 1 April 1969. <sup>9</sup>Includes Rangiwhiri Borough Council purchased 1 April 1969. <sup>10</sup>Includes Rangiwhiri Borough Council purchased 1 April 1969. <sup>11</sup>Includes Rangiwhiri Borough Council purchased 1 April 1969. <sup>12</sup>Includes Rangiwhiri Borough Council purchased 1 April 1969. <sup>13</sup>Includes Rangiwhiri Borough Council purchased 1 April 1969. <sup>14</sup>Includes Rangiwhiri Borough Council purchased 1 April 1969.

<sup>1</sup>Units sold retail divided by population in area of supply. <sup>2</sup>Percentages of units generated and purchased. <sup>3</sup>Also included with New Zealand Electricity Department. <sup>4</sup>Recipients of units purchased by Taranaki Electric Power Board.

TABLE VIII (PART I)—FINANCIAL RESULTS OF GENERATION, DISTRIBUTION, AND OPERATION FOR THE YEAR ENDED 31 MARCH 1970

| No. | Supply Authorities                              | Revenue                  |                              |                        |               | Total         | Cost of Energy               |                        |                              |               | Total      | No.           |    |
|-----|---|--------------------------|------------------------------|------------------------|---------------|---------------|------------------------------|------------------------|------------------------------|---------------|------------|---------------|----|
|     |   | Sales of Energy          |                              | Trading Account Profit | Other Sources |               | Operating Costs <sup>1</sup> | Management and General | Capital Charges <sup>2</sup> | Total         |            |               |    |
|     |   | Retail                   | Bulk for Resale <sup>1</sup> |                        |               |               |                              |                        |                              |               |            |               |    |
| 1   | NEW ZEALAND ELECTRICITY DEPARTMENT <sup>4</sup> | \$ 6,063,377             | \$ 83,746,214                | \$ ..                  | \$ 490,870    | \$ 90,300,461 | \$ 11,533,261                | \$ 3,032,854           | \$ 43,237,303                | \$ 57,803,418 | \$ 30,370  | \$ 57,833,788 | 1  |
| 1   | Amethyst ..                                     | 86,224                   | 734                          | 1,916                  | 4,340         | 93,214        | 9,385                        | 5,579                  | 8,674                        | 23,638        | 11,948     | 35,586        | 1  |
| 2   | Ashburton ..                                    | 1,117,673                | ..                           | 17,802                 | 40,475        | 1,175,950     | ..                           | ..                     | ..                           | ..            | 664,304    | 664,304       | 2  |
| 3   | Auckland ..                                     | 22,827,106               | ..                           | 17,518                 | 239,948       | 23,084,572    | ..                           | ..                     | ..                           | ..            | 15,440,428 | 15,440,428    | 3  |
| 4   | Bay of Islands ..                               | 1,506,830                | ..                           | 62                     | 30,897        | 1,537,789     | ..                           | ..                     | ..                           | ..            | 754,419    | 754,419       | 4  |
| 5   | Bay of Plenty..                                 | 2,019,453                | 220,898                      | 17,301                 | 17,354        | 2,275,006     | ..                           | ..                     | ..                           | ..            | 1,517,009  | 1,517,009     | 5  |
| 6   | Buller ..                                       | 428,638                  | ..                           | ..                     | 8,763         | 437,401       | 4,804                        | 79                     | ..                           | 4,883         | 236,903    | 241,786       | 6  |
| 7   | Cambridge ..                                    | 443,505                  | ..                           | 316                    | 4,963         | 448,784       | ..                           | ..                     | ..                           | ..            | 305,167    | 305,167       | 7  |
| 8   | Central Canterbury ..                           | 2,586,058                | 40                           | 4,460                  | 16,590        | 2,607,148     | ..                           | ..                     | ..                           | ..            | 1,542,777  | 1,542,777     | 8  |
| 9   | Central Hawke's Bay ..                          | 628,233                  | ..                           | ..                     | 8,301         | 636,534       | ..                           | ..                     | ..                           | ..            | 401,910    | 401,910       | 9  |
| 10  | Central Waikato ..                              | 3,342,746                | 757                          | 2,676                  | 21,790        | 3,367,969     | ..                           | ..                     | ..                           | ..            | 2,092,389  | 2,092,389     | 10 |
| 11  | Dannevirke ..                                   | 587,136                  | ..                           | 8,299                  | 7,390         | 602,825       | ..                           | ..                     | ..                           | ..            | 367,456    | 367,456       | 11 |
| 12  | Egmont ..                                       | 1,368,417                | ..                           | 4,633                  | 50,650        | 1,423,700     | 2,645                        | ..                     | ..                           | 2,645         | 833,174    | 835,819       | 12 |
| 13  | Franklin ..                                     | 1,533,260                | 3,294                        | ..                     | 6,649         | 1,543,203     | ..                           | ..                     | ..                           | ..            | 918,443    | 918,443       | 13 |
| 14  | Golden Bay ..                                   | 399,825                  | ..                           | 1,177                  | 15,355        | 416,357       | 1,661                        | ..                     | 560                          | 2,221         | 300,681    | 303,102       | 14 |
| 15  | Grey ..   | 668,571                  | ..                           | 115                    | 10,048        | 678,734       | ..                           | ..                     | ..                           | ..            | 404,440    | 404,440       | 15 |
| 16  | Hawke's Bay ..                                  | 3,895,138                | 400,627                      | 14,062                 | 36,745        | 4,346,572     | ..                           | ..                     | ..                           | ..            | 2,782,441  | 2,782,441     | 16 |
| 17  | Horowhenua ..                                   | 2,198,872                | ..                           | 9,502                  | 18,736        | 2,227,110     | ..                           | ..                     | ..                           | ..            | 1,318,144  | 1,318,144     | 17 |
| 18  | Hutt Valley ..                                  | 9,288,287                | ..                           | 20,543                 | 121,335       | 9,430,165     | ..                           | ..                     | ..                           | ..            | 5,980,833  | 5,980,833     | 18 |
| 19  | King Country <sup>5</sup> ..                    | 1,008,409 <sup>1,2</sup> | 127,443                      | 1,392                  | 83,330        | 1,220,574     | 17,682                       | 400                    | 59,221                       | 77,303        | 533,261    | 533,261       | 19 |
| 20  | Manawatu-Oroua ..                               | 2,181,092                | 1,223,915                    | 12,738                 | 14,061        | 3,431,806     | ..                           | ..                     | ..                           | ..            | 2,437,952  | 2,437,952     | 20 |
| 21  | Marlborough ..                                  | 1,278,511                | ..                           | 2,424                  | 53,341        | 1,334,276     | 23,166                       | ..                     | ..                           | 23,166        | 689,562    | 712,728       | 21 |
| 22  | North Auckland ..                               | 2,457,872                | 546,722                      | 15,351                 | 101,467       | 3,121,412     | ..                           | ..                     | ..                           | ..            | 1,835,963  | 1,835,963     | 22 |
| 23  | North Canterbury ..                             | 962,080                  | 294,267 <sup>1,0</sup>       | 5,113                  | 22,231        | 1,283,691     | ..                           | ..                     | ..                           | ..            | 821,902    | 821,902       | 23 |
| 24  | Otago ..  | 1,309,250                | ..                           | 14,274                 | 27,923        | 1,351,447     | ..                           | ..                     | ..                           | ..            | 813,765    | 813,765       | 24 |
| 25  | Otago Central ..                                | 797,984                  | 2,836                        | 26,049                 | 21,641        | 848,510       | 29,162                       | 12,676                 | 30,436                       | 72,274        | 253,536    | 325,810       | 25 |
| 26  | Poverty Bay ..                                  | 1,915,993                | ..                           | 9,714                  | 103,966       | 2,029,673     | 21,439                       | 6,414                  | ..                           | 27,853        | 1,109,276  | 1,137,129     | 26 |
| 27  | South Canterbury ..                             | 1,509,698                | 613,419                      | 2,148                  | 5,972         | 2,131,237     | ..                           | ..                     | ..                           | ..            | 1,356,372  | 1,356,372     | 27 |
| 28  | Taranaki ..                                     | 1,074,847                | 217,362                      | 807                    | 20,785        | 1,313,601     | 27,727                       | 1,449                  | 32,531                       | 61,707        | 737,567    | 799,274       | 28 |
| 29  | Tairāra ..                                      | 483,377                  | ..                           | 2,607                  | 4,143         | 490,127       | ..                           | ..                     | ..                           | ..            | 234,401    | 234,401       | 29 |
| 30  | Tauranga ..                                     | 2,193,140                | ..                           | ..                     | 29,091        | 2,222,231     | ..                           | ..                     | ..                           | ..            | 1,177,480  | 1,177,480     | 30 |
| 31  | Tc Awamutu ..                                   | 826,057                  | 92                           | 324                    | 11,825        | 838,299       | ..                           | ..                     | ..                           | ..            | 501,946    | 501,946       | 31 |
| 32  | Thames Valley ..                                | 5,164,742                | 270,234                      | ..                     | 103,170       | 5,538,146     | ..                           | ..                     | ..                           | ..            | 3,776,516  | 3,776,516     | 32 |
| 33  | Waikanae ..                                     | 1,588,965                | 504,755                      | 1,126                  | 65,925        | 2,160,771     | 1,742                        | 1,000                  | ..                           | 2,742         | 1,449,977  | 1,452,719     | 33 |
| 34  | Wairarapa ..                                    | 1,865,238                | 10,708                       | 23,274                 | 27,770        | 1,916,282     | 5,355                        | 1,700                  | ..                           | 7,055         | 1,117,245  | 1,124,300     | 34 |
| 35  | Wairere ..                                      | 167,402                  | ..                           | 2,165                  | 11,011        | 1,191,287     | 10,798                       | 9,736                  | 29,463                       | 49,997        | 38,657     | 86,654        | 35 |

(For notes see page 14.)

TABLE VIII (PART I)—FINANCIAL RESULTS OF GENERATION, DISTRIBUTION, AND OPERATION FOR THE YEAR ENDED 31 MARCH 1970—continued

| No. | Supply Authorities                  | Revenue         |                              |                        |               |             | Cost of Energy               |                        |                              |                        |            | No. |       |
|-----|-------------------------------------|-----------------|------------------------------|------------------------|---------------|-------------|------------------------------|------------------------|------------------------------|------------------------|------------|-----|-------|
|     |                                     | Sales of Energy |                              | Trading Account Profit | Other Sources | Total       | Generation                   |                        |                              | Purchased <sup>1</sup> | Total      |     |       |
|     |                                     | Retail          | Bulk for Resale <sup>4</sup> |                        |               |             | Operating Costs <sup>3</sup> | Management and General | Capital Charges <sup>2</sup> |                        |            |     | Total |
| 36  | POWER BOARDS—continued              |                 |                              |                        |               |             |                              |                        |                              |                        |            |     |       |
| 37  | Wairoa ..                           | \$ 296,760      | \$ 149,378                   | \$ 3,629               | \$ 42,880     | \$ 432,647  | \$ ..                        | \$ ..                  | \$ ..                        | \$ 283,267             | \$ 283,267 | 36  |       |
| 38  | Waitaki ..                          | 1,347,452       | 4,052                        | 12,551                 | 19,075        | 1,383,130   | ..                           | ..                     | ..                           | 781,502                | 781,502    | 37  |       |
| 39  | Waitemata ..                        | 8,222,552       | ..                           | 2,210                  | 23,872        | 8,248,634   | ..                           | ..                     | ..                           | 5,165,911              | 5,165,911  | 38  |       |
| 40  | Waitomo ..                          | 970,116         | ..                           | 8,104                  | 11,746        | 989,966     | ..                           | ..                     | ..                           | 560,419                | 560,419    | 39  |       |
| 41  | Wanganui-Rangitikei <sup>7</sup> .. | 3,021,358       | 89,266                       | 42,407                 | 78,908        | 3,231,939   | ..                           | ..                     | ..                           | 1,893,032              | 1,893,032  | 40  |       |
| 41  | Westland ..                         | 281,334         | 7,216                        | 4,646                  | 2,908         | 296,104     | 44,332                       | 10,520                 | 15,442                       | 35,334                 | 105,628    | 41  |       |
|     |                                     | 95,790,201      | 4,688,015                    | 313,436                | 1,547,371     | 102,339,023 | 214,195                      | 50,105                 | 176,327                      | 63,477,909             | 63,477,909 |     |       |
| 1   | CITY COUNCILS                       |                 |                              |                        |               |             |                              |                        |                              |                        |            |     |       |
| 2   | Christchurch ..                     | 11,443,685      | 114                          | 13,604                 | 56,404        | 11,513,807  | 278,710                      | 105,345                | 389,882                      | 7,860,039              | 7,860,039  | 1   |       |
| 3   | Dunedin ..                          | 6,313,759       | ..                           | 2,780                  | 180,125       | 6,496,664   | ..                           | ..                     | ..                           | 2,509,184              | 2,509,184  | 2   |       |
| 4   | Hamilton ..                         | 1,431,852       | ..                           | ..                     | 11,209        | 1,443,061   | ..                           | ..                     | ..                           | 755,708                | 755,708    | 3   |       |
| 5   | Invercargill ..                     | 1,577,221       | ..                           | ..                     | 40,520        | 1,617,741   | ..                           | ..                     | ..                           | 1,042,974              | 1,042,974  | 4   |       |
| 6   | Napier ..                           | 745,257         | ..                           | 28,754                 | 3,094         | 777,105     | ..                           | ..                     | ..                           | 400,627                | 400,627    | 5   |       |
| 7   | Nelson ..                           | 828,877         | ..                           | 28,738                 | 8,991         | 837,868     | ..                           | ..                     | ..                           | 504,755                | 504,755    | 6   |       |
| 8   | New Plymouth ..                     | 1,819,319       | ..                           | 5,521                  | 11,935        | 1,859,992   | ..                           | ..                     | ..                           | 1,072,166              | 1,072,166  | 7   |       |
| 9   | Palmerston North ..                 | 1,752,366       | 2,430                        | 3,936                  | 10,737        | 1,768,624   | 32,221                       | 12,486                 | 15,738                       | 1,223,915              | 1,223,915  | 8   |       |
| 10  | Tauranga ..                         | 346,178         | ..                           | 7,422                  | 7,132         | 355,740     | ..                           | ..                     | ..                           | 105,305                | 105,305    | 9   |       |
| 11  | Timaru ..                           | 1,022,432       | ..                           | ..                     | 6,222         | 1,032,590   | ..                           | ..                     | ..                           | 613,419                | 613,419    | 10  |       |
| 12  | Wellington ..                       | 7,524,941       | ..                           | ..                     | 133,153       | 7,665,516   | ..                           | ..                     | ..                           | 4,869,324              | 4,869,324  | 11  |       |
| 12  | Whangarei ..                        | 783,550         | ..                           | ..                     | 560           | 784,110     | ..                           | ..                     | ..                           | 546,343                | 546,343    | 12  |       |
|     |                                     | 35,589,437      | 2,544                        | 90,755                 | 470,082       | 36,152,818  | 370,738                      | 119,274                | 412,620                      | 21,503,759             | 22,406,391 |     |       |
| 1   | BOROUGH COUNCILS                    |                 |                              |                        |               |             |                              |                        |                              |                        |            |     |       |
| 2   | Bluff ..                            | 127,827         | ..                           | 3,327                  | 865           | 132,019     | ..                           | ..                     | ..                           | 77,072                 | 77,072     | 1   |       |
| 3   | Inglewood ..                        | 110,594         | ..                           | ..                     | 911           | 111,505     | ..                           | ..                     | ..                           | 76,580                 | 76,580     | 2   |       |
| 4   | Kaipoi ..                           | 136,690         | ..                           | 1,037                  | 3,980         | 141,707     | ..                           | ..                     | ..                           | 92,829                 | 92,829     | 3   |       |
| 5   | Lytelton ..                         | 160,695         | ..                           | 820                    | 4,487         | 166,002     | ..                           | ..                     | ..                           | 94,927                 | 94,927     | 4   |       |
| 6   | Rangiora ..                         | 210,682         | ..                           | ..                     | 5,458         | 216,140     | ..                           | ..                     | ..                           | 130,673                | 130,673    | 5   |       |
| 7   | Riccarton ..                        | 499,902         | ..                           | ..                     | 4,202         | 504,104     | ..                           | ..                     | ..                           | 323,437                | 323,437    | 6   |       |
| 8   | Stratford ..                        | 194,285         | ..                           | 474                    | 640           | 195,399     | ..                           | ..                     | ..                           | 140,782                | 140,782    | 7   |       |
| 9   | Taihape ..                          | 128,521         | ..                           | 346                    | 1,353         | 130,220     | ..                           | ..                     | ..                           | 89,266                 | 89,266     | 8   |       |
| 10  | Taumarunui ..                       | 228,950         | ..                           | ..                     | 2,595         | 231,582     | ..                           | ..                     | ..                           | 127,437                | 127,437    | 9   |       |
| 10  | Taupo ..                            | 617,261         | ..                           | ..                     | 5,788         | 623,050     | 12,488                       | 649                    | 29,867                       | 255,178                | 298,182    | 10  |       |

(For notes see page 14.)

TABLE VIII (PART I)—FINANCIAL RESULTS OF GENERATION, DISTRIBUTION, AND OPERATION FOR THE YEAR ENDED 31 MARCH 1970—continued

| No. | Supply Authorities                              | Revenue         |                              |                        |               |             |                              | Cost of Energy         |                              |            |                        | No.         |            |            |
|-----|---|-----------------|------------------------------|------------------------|---------------|-------------|------------------------------|------------------------|------------------------------|------------|------------------------|-------------|------------|------------|
|     |   | Sales of Energy |                              | Trading Account Profit | Other Sources | Total       | Operating Costs <sup>2</sup> | Generation             |                              |            | Purchased <sup>1</sup> |             | Total      |            |
|     |   | Retail          | Bulk for Resale <sup>1</sup> |                        |               |             |                              | Management and General | Capital Charges <sup>2</sup> | Total      |                        |             |            |            |
| 11  | Borough Councils—continued                      |                 |                              |                        |               |             |                              |                        |                              |            |                        |             |            |            |
| 12  | Te Aroha ..                                     | 138,272         | \$ ..                        | 1,245                  | \$ 844        | 140,361     | \$ ..                        | ..                     | ..                           | ..         | ..                     | ..          | \$ 99,109  | \$ 99,109  |
| 13  | Thames ..                                       | 248,421         | ..                           | 646                    | 551           | 249,618     | ..                           | ..                     | ..                           | ..         | ..                     | ..          | 170,490    | 170,490    |
| 14  | Wairoa ..                                       | 212,965         | ..                           | ..                     | 312           | 213,277     | ..                           | ..                     | ..                           | ..         | ..                     | ..          | 149,378    | 149,378    |
| 14  | Whakatane ..                                    | 375,780         | ..                           | ..                     | 2,340         | 378,120     | ..                           | ..                     | ..                           | ..         | ..                     | ..          | 220,898    | 220,898    |
|     |   | 3,390,845       | 38                           | 7,895                  | 34,326        | 3,433,104   | 20,074                       | 649                    | 31,941                       | 52,664     | 2,048,056              | 2,100,720   |            |            |
| 1   | County Councils                                 |                 |                              |                        |               |             |                              |                        |                              |            |                        |             |            |            |
| 2   | Heathcote ..                                    | 302,186         | ..                           | 97                     | 9,474         | 311,757     | ..                           | ..                     | ..                           | ..         | ..                     | ..          | 226,771    | 226,771    |
| 3   | Kaikoura ..                                     | 124,606         | ..                           | 7,123                  | 1,654         | 133,383     | ..                           | ..                     | ..                           | ..         | ..                     | ..          | 70,724     | 70,724     |
|     | Mackenzie ..                                    | 85,255          | ..                           | ..                     | 8,860         | 94,115      | ..                           | ..                     | ..                           | ..         | ..                     | ..          | 42,327     | 42,327     |
|     |   | 512,047         | ..                           | 7,220                  | 19,988        | 539,255     | ..                           | ..                     | ..                           | ..         | ..                     | ..          | 339,822    | 339,822    |
| 1   | Government Departments                          |                 |                              |                        |               |             |                              |                        |                              |            |                        |             |            |            |
| 2   | Rotorua Electric Supply ..                      | 1,907,733       | 1,157                        | ..                     | 56,328        | 1,965,218   | ..                           | ..                     | ..                           | ..         | ..                     | ..          | 1,185,923  | 1,185,923  |
|     | Southland Electric Power Supply <sup>3</sup> .. | ..              | ..                           | ..                     | ..            | ..          | ..                           | ..                     | ..                           | ..         | ..                     | ..          | ..         | ..         |
|     |   | 1,907,733       | 1,157                        | ..                     | 56,328        | 1,965,218   | ..                           | ..                     | ..                           | ..         | ..                     | ..          | 1,185,923  | 1,185,923  |
|     | Totals ..                                       | 143,253,640     | 88,437,968                   | 419,306                | 2,618,965     | 234,729,879 | 12,138,268                   | 3,202,882              | 43,858,191                   | 59,199,341 | 88,585,839             | 147,785,180 |            |            |
|     | Less bulk for resale ..                         | ..              | 88,437,968                   | ..                     | ..            | 88,437,968  | ..                           | ..                     | ..                           | ..         | ..                     | ..          | 88,437,968 | 88,437,968 |
|     | Net Revenue and cost ..                         | 143,253,640     | ..                           | 419,306                | 2,618,965     | 146,291,911 | 12,138,268                   | 3,202,882              | 43,858,191                   | 59,199,341 | 147,871 <sup>14</sup>  | 59,347,212  |            |            |

(For notes see page 14.)

TABLE VIII (PART II)—FINANCIAL RESULTS OF GENERATION, DISTRIBUTION, AND OPERATION FOR THE YEAR ENDED 31 MARCH 1970

| No. | Supply Authorities                  | Cost of Energy Total | Cost of Transmission and Distribution    |                        |                              | Total Annual Costs | Net Results   |         | Appropriation of Surplus for Capital Works | No. |
|-----|-------------------------------------|----------------------|--|------------------------|------------------------------|--------------------|---------------|---------|--|-----|
|     |                                     |                      | Operation and Maintenance <sup>1,1</sup> | Management and General | Capital Charges <sup>2</sup> |                    | Total         | Surplus |  |     |
| 1   | NEW ZEALAND DEPARTMENT <sup>4</sup> | \$ 57,833,788        | \$ 4,499,742                             | \$ 2,701,376           | \$ 13,084,360                | \$ 20,285,478      | \$ 12,181,195 | \$ ..   | \$ 12,181,195 <sup>1,2</sup>               | 1   |
|     | POWER BOARDS                        |                      |  |                        |                              |                    |               |         |  |     |
| 1   | Anethyst                            | 35,586               | 10,745                                   | 12,243                 | 18,863                       | 41,851             | 15,777        | ..      | 10,549                                     | 1   |
| 2   | Ashburton                           | 664,304              | 87,276                                   | 78,304                 | 167,379                      | 332,959            | 178,687       | ..      | 130,090                                    | 2   |
| 3   | Auckland                            | 15,440,428           | 2,021,183                                | 1,240,503              | 4,134,962                    | 7,396,648          | 247,496       | ..      | 37,671                                     | 3   |
| 4   | Bay of Islands                      | 754,419              | 261,681                                  | 92,515                 | 312,378                      | 666,574            | 116,796       | ..      | 45,810                                     | 4   |
| 5   | Bay of Plenty                       | 1,517,009            | 230,937                                  | 200,264                | 250,715                      | 681,916            | 76,081        | ..      | ..   | 5   |
| 6   | Buller                              | 241,786              | 51,024                                   | 42,423                 | 70,632                       | 164,079            | 31,536        | ..      | 21,820                                     | 6   |
| 7   | Cambridge                           | 305,167              | 36,128                                   | 42,437                 | 35,443                       | 114,008            | 29,609        | ..      | 42,234                                     | 7   |
| 8   | Central Canterbury                  | 1,542,777            | 141,835                                  | 272,726                | 371,593                      | 786,154            | 278,217       | ..      | 291,103                                    | 8   |
| 9   | Central Hawke's Bay                 | 401,910              | 53,548                                   | 57,688                 | 86,268                       | 197,504            | 37,120        | ..      | 36,579                                     | 9   |
| 10  | Central Waikato                     | 2,092,389            | 245,546                                  | 270,789                | 481,072                      | 997,407            | 278,173       | ..      | 429,639                                    | 10  |
| 11  | Dannevirke                          | 367,456              | 65,616                                   | 62,211                 | 68,714                       | 196,541            | 38,828        | ..      | 51,743                                     | 11  |
| 12  | Egmont                              | 825,819              | 232,137                                  | 140,593                | 30,693                       | 403,423            | 184,458       | ..      | 177,672                                    | 12  |
| 13  | Franklin                            | 918,443              | 110,919                                  | 142,461                | 250,030                      | 503,410            | 121,350       | ..      | 100,260                                    | 13  |
| 14  | Golden Bay                          | 303,102              | 30,186                                   | 24,938                 | 40,705                       | 95,829             | 17,426        | ..      | 8,193                                      | 14  |
| 15  | Grey                                | 404,440              | 87,020                                   | 101,062                | 80,863                       | 268,945            | 5,349         | ..      | ..   | 15  |
| 16  | Hawke's Bay                         | 2,782,441            | 325,739                                  | 310,596                | 490,177                      | 1,126,512          | 437,619       | ..      | 230,471                                    | 16  |
| 17  | Horowhenua                          | 1,318,144            | 260,258                                  | 180,492                | 421,530                      | 862,280            | 46,686        | ..      | 110,000                                    | 17  |
| 18  | Hutt Valley                         | 5,980,833            | 968,937                                  | 737,130                | 937,542                      | 2,643,609          | 805,723       | ..      | 910,603                                    | 18  |
| 19  | King Country <sup>6</sup>           | 610,564              | 75,589                                   | 62,825                 | 215,923                      | 964,901            | 255,673       | ..      | 92,889                                     | 19  |
| 20  | Manawatu-Oroua                      | 2,437,932            | 321,433                                  | 187,085                | 389,250                      | 897,768            | 96,086        | ..      | 55,203                                     | 20  |
| 21  | Marlborough                         | 712,728              | 160,926                                  | 107,897                | 294,347                      | 563,170            | 58,378        | ..      | 70,390                                     | 21  |
| 22  | North Auckland                      | 1,835,963            | 317,941                                  | 285,293                | 540,932                      | 1,144,166          | 141,283       | ..      | 151,222                                    | 22  |
| 23  | North Canterbury                    | 821,902              | 127,591                                  | 82,195                 | 144,884                      | 354,670            | 107,119       | ..      | 120,459                                    | 23  |
| 24  | Otago                               | 813,765              | 112,999                                  | 86,346                 | 267,591                      | 1,280,701          | 70,746        | ..      | 90,138                                     | 24  |
| 25  | Otago Central                       | 325,810              | 104,506                                  | 89,556                 | 145,540                      | 393,602            | 183,098       | ..      | 114,784                                    | 25  |
| 26  | Poverty Bay                         | 1,137,129            | 268,634                                  | 161,115                | 373,849                      | 803,598            | 88,946        | ..      | 45,315                                     | 26  |
| 27  | South Canterbury                    | 1,356,372            | 158,554                                  | 102,669                | 306,657                      | 567,880            | 206,985       | ..      | 121,315                                    | 27  |
| 28  | Taranaki                            | 799,274              | 111,439                                  | 98,950                 | 160,206                      | 370,595            | 143,932       | ..      | 120,700                                    | 28  |
| 29  | Tararua                             | 234,401              | 49,607                                   | 47,141                 | 80,539                       | 177,287            | 78,439        | ..      | 67,988                                     | 29  |
| 30  | Tauranga                            | 1,177,480            | 362,248                                  | 141,362                | 417,940                      | 921,550            | 123,201       | ..      | 211,532                                    | 30  |
| 31  | Te Awamutu                          | 501,946              | 83,499                                   | 64,757                 | 131,782                      | 280,038            | 56,315        | ..      | 57,006                                     | 31  |
| 32  | Thames Valley                       | 3,776,516            | 536,259                                  | 317,356                | 708,965                      | 1,562,580          | 199,050       | ..      | 198,749                                    | 32  |
| 33  | Waimea                              | 1,452,719            | 183,578                                  | 117,333                | 197,289                      | 498,200            | 209,852       | ..      | 145,547                                    | 33  |
| 34  | Waitarapa                           | 1,124,300            | 170,354                                  | 273,656                | 231,191                      | 675,201            | 116,781       | ..      | 49,574                                     | 34  |
| 35  | Waitema                             | 88,654               | 41,940                                   | 19,697                 | 53,005                       | 114,642            | ..            | 12,009  | 1,485                                      | 35  |

(For notes see page 14.)

TABLE VIII (PART II)—FINANCIAL RESULTS OF GENERATION, DISTRIBUTION, AND OPERATION FOR THE YEAR ENDED 31 MARCH 1970—continued

| No. | Supply Authorities                  | Cost of Energy Total | Cost of Transmission and Distribution    |                        |                              |            | Total Annual Costs | Net Results |           | Appropriation of Surplus for Capital Works | No. |
|-----|-------------------------------------|----------------------|--|------------------------|------------------------------|------------|--------------------|-------------|-----------|--|-----|
|     |                                     |                      | Operation and Maintenance <sup>1,2</sup> | Management and General | Capital Charges <sup>3</sup> | Total      |                    | Surplus     | Deficit   |  |     |
| 36  | POWER BOARDS—continued              |                      |  |                        |                              |            |                    |             |           |  |     |
| 37  | Wairora ..                          | 283,267              | 32,216                                   | 30,224                 | 48,087                       | 110,527    | 393,794            | 38,853      | \$ 81,061 | 36   |     |
| 38  | Waitaki ..                          | 781,502              | 135,158                                  | 67,510                 | 232,859                      | 435,527    | 1,217,029          | 166,101     | 90,589    | 37   |     |
| 39  | Waitemata ..                        | 5,173,736            | 932,847                                  | 474,950                | 1,217,787                    | 2,625,584  | 7,799,340          | 449,294     | 470,201   | 38   |     |
| 40  | Waitomo ..                          | 560,419              | 116,568                                  | 71,276                 | 196,228                      | 364,072    | 944,491            | 45,475      | 36,444    | 39   |     |
|     | Wanganui-Rangitikei <sup>7</sup> .. | 1,900,036            | 278,123                                  | 220,417                | 458,278                      | 956,818    | 2,856,854          | 375,085     | 133,869   | 40   |     |
| 41  | Westland ..                         | 105,628              | 80,025                                   | 59,637                 | 34,032                       | 173,694    | 279,322            | 16,782      | 12,843    | 41   |     |
|     |                                     | 63,918,536           | 9,982,749                                | 7,178,622              | 15,096,720                   | 32,258,091 | 96,176,627         | 6,174,405   | 5,173,440 |  |     |
| 1   | CITY COUNCILS                       |                      |  |                        |                              |            |                    |             |           |  |     |
| 2   | Christchurch ..                     | 7,860,039            | 808,261                                  | 661,933                | 1,918,833                    | 3,389,027  | 11,249,066         | 264,741     | 425,435   | 1  |     |
| 3   | Dunedin ..                          | 3,283,121            | 821,420                                  | 560,747                | 1,150,133                    | 2,532,300  | 5,815,421          | 681,243     | 108,944   | 2  |     |
| 4   | Hamilton ..                         | 755,708              | 65,911                                   | 85,498                 | 28,864                       | 180,273    | 935,981            | 507,080     | 234,700   | 3  |     |
| 5   | Invercargill ..                     | 1,042,974            | 167,554                                  | 68,619                 | 98,786                       | 334,959    | 1,377,933          | 239,808     | 32,311    | 4  |     |
|     | Napier ..                           | 404,340              | 77,083                                   | 83,758                 | 66,805                       | 227,646    | 631,986            | 145,119     |           | 5  |     |
| 6   | Nelson ..                           | 504,755              | 120,190                                  | 52,491                 | 44,967                       | 217,648    | 722,403            | 115,465     | 98,921    | 6  |     |
| 7   | New Plymouth ..                     | 1,136,456            | 242,713                                  | 96,101                 | 105,481                      | 444,295    | 1,580,751          | 279,241     | 161,802   | 7  |     |
| 8   | Palmerston North ..                 | 1,224,162            | 83,016                                   | 130,330                | 74,209                       | 287,555    | 1,511,717          | 256,907     | 128,117   | 8  |     |
| 9   | Tauranga ..                         | 165,750              | 21,189                                   | 18,732                 | 32,224                       | 72,145     | 237,895            | 117,845     | 98,676    | 9  |     |
| 10  | Timaru ..                           | 613,419              | 94,497                                   | 62,746                 | 110,427                      | 267,670    | 881,089            | 151,501     | 123,099   | 10   |     |
| 11  | Wellington ..                       | 4,869,324            | 772,409                                  | 396,891                | 847,290                      | 2,016,590  | 6,885,914          | 779,602     | 514,934   | 11   |     |
| 12  | Whangarei ..                        | 546,343              | 64,186                                   | 44,525                 | 89,650                       | 198,361    | 6,744,704          | 39,406      | 17,863    | 12   |     |
|     |                                     | 22,406,391           | 3,338,429                                | 2,262,371              | 4,557,669                    | 10,168,469 | 32,574,860         | 3,577,958   | 1,944,802 |  |     |
| 1   | BOROUGH COUNCILS                    |                      |  |                        |                              |            |                    |             |           |  |     |
| 2   | Bluff ..                            | 77,072               | 29,861                                   | 11,291                 | 6,564                        | 47,716     | 124,788            | 7,231       | 18,839    | 1  |     |
| 3   | Inglewood <sup>8</sup> ..           | 76,580               | 4,964                                    | 12,779                 | 3,052                        | 20,795     | 97,375             | 14,130      | 7,342     | 2  |     |
| 4   | Kaipoi ..                           | 92,629               | 5,554                                    | 16,060                 | 17,862                       | 39,476     | 132,305            | 9,402       | 16,194    | 3  |     |
| 5   | Lytelton ..                         | 94,927               | 26,087                                   | 12,724                 | 14,304                       | 17,960     | 148,042            | 17,960      | 2,043     | 4  |     |
| 6   | Rangiora ..                         | 130,673              | 29,027                                   | 14,520                 | 28,629                       | 72,176     | 202,849            | 13,291      | 12,794    | 5  |     |
| 7   | Riccarton ..                        | 323,437              | 43,403                                   | 68,076                 | 24,139                       | 135,618    | 459,055            | 45,049      | 12,489    | 6  |     |
| 8   | Stratford <sup>9</sup> ..           | 140,782              | 7,256                                    | 19,908                 | 11,445                       | 38,609     | 179,391            | 16,008      | 11,543    | 7  |     |
| 9   | Taihape ..                          | 89,266               | 8,126                                    | 14,449                 | 6,153                        | 28,728     | 117,994            | 12,226      | 6,153     | 8  |     |
| 10  | Taumarunui ..                       | 137,097              | 19,023                                   | 20,412                 | 6,153                        | 51,659     | 188,756            | 42,826      | 1,746     | 9  |     |
|     | Taupo ..                            | 298,182              | 15,361                                   | 122,364                | 90,679                       | 229,004    | 527,186            | 93,864      | 86,839    | 10   |     |

(For notes see page 14.)

TABLE VIII (PART II)—FINANCIAL RESULTS OF GENERATION, DISTRIBUTION, AND OPERATION FOR THE YEAR ENDED 31 MARCH 1970—continued

| No. | Supply Authorities                                   | Cost of Energy Total | Cost of Transmission and Distribution   |                        |                              | Total Annual Costs | Net Results |         | Appropriation of Surplus for Capital Works | No. |
|-----|--|----------------------|---|------------------------|------------------------------|--------------------|-------------|---------|--|-----|
|     |  |                      | Operation and Maintenance <sup>11</sup> | Management and General | Capital Charges <sup>8</sup> |                    | Total       | Surplus |  |     |
|     | BOROUGH COUNCILS—continued                           | \$                   | \$                                      | \$                     | \$                           | \$                 | \$          | \$      |  |     |
| 11  | Te Aroha .. .. .                                     | 99,109               | 7,846                                   | 15,380                 | 3,082                        | 26,308             | 14,944      | 8,414   | 11   |     |
| 12  | Thames .. .. .                                       | 170,490              | 13,987                                  | 17,724                 | 13,081                       | 44,792             | 34,336      | 13,299  | 12   |     |
| 13  | Waioa .. .. .  | 149,378              | 16,997                                  | 15,611                 | 6,387                        | 38,995             | 24,904      | 13,534  | 13   |     |
| 14  | Whakatane .. .. .                                    | 220,898              | 16,622                                  | 45,394                 | 35,635                       | 97,651             | 59,571      | 23,179  | 14   |     |
|     |  | 2,100,720            | 244,714                                 | 406,692                | 273,236                      | 924,642            | 407,742     | 234,408 |  |     |
|     | COUNTY COUNCILS                                      |                      |   |                        |                              |                    |             |         |  |     |
| 1   | Heathcote .. .. .                                    | 226,771              | 9,489                                   | 32,008                 | 14,492                       | 55,989             | 28,997      | 12,413  | 1  |     |
| 2   | Kaikoura .. .. .                                     | 70,724               | 20,239                                  | 7,143                  | 31,803                       | 59,185             | 3,474       | 11,904  | 2  |     |
| 3   | Mackenzie .. .. .                                    | 42,327               | 19,871                                  | 3,980                  | 25,664                       | 49,515             | 2,273       | 3,227   | 3  |     |
|     |  | 339,822              | 49,599                                  | 43,131                 | 71,959                       | 164,689            | 34,744      | 27,544  |  |     |
|     | GOVERNMENT DEPARTMENTS                               |                      |   |                        |                              |                    |             |         |  |     |
| 1   | Rotorua Electric Supply .. .. .                      | 1,185,923            | 242,313                                 | 154,372                | 283,984                      | 680,669            | 98,626      | 98,626  | 1  |     |
| 2   | Southland Electric Power Supply <sup>5</sup> .. .. . | .. .. .              | .. .. .                                 | .. .. .                | .. .. .                      | .. .. .            | .. .. .     | .. .. . | 2  |     |
|     |  | 1,185,923            | 242,313                                 | 154,372                | 283,984                      | 680,669            | 98,626      | 98,626  |  |     |
|     | TOTALS .. .. .                                       | 147,785,180          | 18,357,546                              | 12,746,564             | 33,377,928                   | 64,482,038         | 22,474,670  | 12,009  |  |     |
|     | Less bulk for resale .. .. .                         | 88,437,968           | .. .. .                                 | .. .. .                | .. .. .                      | .. .. .            | .. .. .     | .. .. . |  |     |
|     | NET REVENUE AND COST                                 | 59,347,212           | 18,357,546                              | 12,746,564             | 33,377,928                   | 64,482,038         | 22,462,661  | .. .. . |  |     |

<sup>11</sup>For detailed analysis see table IX.  
<sup>12</sup>Includes Raetihi Borough Council purchased 1 April 1969.  
<sup>13</sup>Includes Raetihi Borough Council purchased 1 April 1969.  
<sup>14</sup>Includes cost of street lighting.  
<sup>15</sup>Includes cost of street lighting.  
<sup>16</sup>Includes cost of street lighting.  
<sup>17</sup>Includes cost of street lighting.  
<sup>18</sup>Includes cost of street lighting.  
<sup>19</sup>Includes cost of street lighting.  
<sup>20</sup>Includes cost of street lighting.  
<sup>21</sup>Includes cost of street lighting.  
<sup>22</sup>Includes cost of street lighting.  
<sup>23</sup>Includes cost of street lighting.  
<sup>24</sup>Includes cost of street lighting.  
<sup>25</sup>Includes cost of street lighting.  
<sup>26</sup>Includes cost of street lighting.  
<sup>27</sup>Includes cost of street lighting.  
<sup>28</sup>Includes cost of street lighting.  
<sup>29</sup>Includes cost of street lighting.  
<sup>30</sup>Includes cost of street lighting.  
<sup>31</sup>Includes cost of street lighting.  
<sup>32</sup>Includes cost of street lighting.  
<sup>33</sup>Includes cost of street lighting.  
<sup>34</sup>Includes cost of street lighting.  
<sup>35</sup>Includes cost of street lighting.  
<sup>36</sup>Includes cost of street lighting.  
<sup>37</sup>Includes cost of street lighting.  
<sup>38</sup>Includes cost of street lighting.  
<sup>39</sup>Includes cost of street lighting.  
<sup>40</sup>Includes cost of street lighting.  
<sup>41</sup>Includes cost of street lighting.  
<sup>42</sup>Includes cost of street lighting.  
<sup>43</sup>Includes cost of street lighting.  
<sup>44</sup>Includes cost of street lighting.  
<sup>45</sup>Includes cost of street lighting.  
<sup>46</sup>Includes cost of street lighting.  
<sup>47</sup>Includes cost of street lighting.  
<sup>48</sup>Includes cost of street lighting.  
<sup>49</sup>Includes cost of street lighting.  
<sup>50</sup>Includes cost of street lighting.  
<sup>51</sup>Includes cost of street lighting.  
<sup>52</sup>Includes cost of street lighting.  
<sup>53</sup>Includes cost of street lighting.  
<sup>54</sup>Includes cost of street lighting.  
<sup>55</sup>Includes cost of street lighting.  
<sup>56</sup>Includes cost of street lighting.  
<sup>57</sup>Includes cost of street lighting.  
<sup>58</sup>Includes cost of street lighting.  
<sup>59</sup>Includes cost of street lighting.  
<sup>60</sup>Includes cost of street lighting.  
<sup>61</sup>Includes cost of street lighting.  
<sup>62</sup>Includes cost of street lighting.  
<sup>63</sup>Includes cost of street lighting.  
<sup>64</sup>Includes cost of street lighting.  
<sup>65</sup>Includes cost of street lighting.  
<sup>66</sup>Includes cost of street lighting.  
<sup>67</sup>Includes cost of street lighting.  
<sup>68</sup>Includes cost of street lighting.  
<sup>69</sup>Includes cost of street lighting.  
<sup>70</sup>Includes cost of street lighting.  
<sup>71</sup>Includes cost of street lighting.  
<sup>72</sup>Includes cost of street lighting.  
<sup>73</sup>Includes cost of street lighting.  
<sup>74</sup>Includes cost of street lighting.  
<sup>75</sup>Includes cost of street lighting.  
<sup>76</sup>Includes cost of street lighting.  
<sup>77</sup>Includes cost of street lighting.  
<sup>78</sup>Includes cost of street lighting.  
<sup>79</sup>Includes cost of street lighting.  
<sup>80</sup>Includes cost of street lighting.  
<sup>81</sup>Includes cost of street lighting.  
<sup>82</sup>Includes cost of street lighting.  
<sup>83</sup>Includes cost of street lighting.  
<sup>84</sup>Includes cost of street lighting.  
<sup>85</sup>Includes cost of street lighting.  
<sup>86</sup>Includes cost of street lighting.  
<sup>87</sup>Includes cost of street lighting.  
<sup>88</sup>Includes cost of street lighting.  
<sup>89</sup>Includes cost of street lighting.  
<sup>90</sup>Includes cost of street lighting.  
<sup>91</sup>Includes cost of street lighting.  
<sup>92</sup>Includes cost of street lighting.  
<sup>93</sup>Includes cost of street lighting.  
<sup>94</sup>Includes cost of street lighting.  
<sup>95</sup>Includes cost of street lighting.  
<sup>96</sup>Includes cost of street lighting.  
<sup>97</sup>Includes cost of street lighting.  
<sup>98</sup>Includes cost of street lighting.  
<sup>99</sup>Includes cost of street lighting.  
<sup>100</sup>Includes cost of street lighting.

TABLE IX—ANALYSIS OF CAPITAL CHARGES FOR THE YEAR ENDED 31 MARCH 1970

| No. | Supply Authorities                 | Interest      |                               | Sinking Fund and Principal Repayments |                               | Depreciation  |                               | Renewals out of Revenue |                               | Total         |                               | Grand Total | No. |
|-----|------------------------------------|---------------|-------------------------------|---------------------------------------|-------------------------------|---------------|-------------------------------|-------------------------|-------------------------------|---------------|-------------------------------|-------------|-----|
|     |                                    | Generation    | Transmission and Distribution | Generation                            | Transmission and Distribution | Generation    | Transmission and Distribution | Generation              | Transmission and Distribution | Generation    | Transmission and Distribution |             |     |
| 1   | NEW ZEALAND ELECTRICITY DEPARTMENT | \$ 26,213,966 | \$ 8,497,447                  | \$ 5,229,416                          | \$ 1,695,156                  | \$ 11,793,921 | \$ 2,891,757                  | \$ ..                   | \$ 43,237,303                 | \$ 13,084,360 | \$ 56,321,663                 | 1           |     |
|     | POWER BOARDS                       |               |                               |                                       |                               |               |                               |                         |                               |               |                               |             |     |
| 1   | Amethyst                           | 4,481         | 9,745                         | 4,193                                 | 9,118                         | ..            | ..                            | ..                      | 8,674                         | 18,863        | 27,537                        | 1           |     |
| 2   | Ashburton                          | ..            | 37,604                        | ..                                    | 64,000                        | ..            | ..                            | 65,775                  | ..                            | 167,379       | 167,379                       | 2           |     |
| 3   | Auckland                           | ..            | 564,759                       | ..                                    | 3,155,150 <sup>1</sup>        | ..            | 415,053                       | ..                      | ..                            | 4,134,962     | 4,134,962                     | 3           |     |
| 4   | Bay of Islands                     | ..            | 109,340                       | ..                                    | 170,847                       | ..            | ..                            | 32,191                  | ..                            | 312,378       | 312,378                       | 4           |     |
| 5   | Bay of Plenty                      | ..            | 72,109                        | ..                                    | 114,650 <sup>a</sup>          | ..            | ..                            | 63,956                  | ..                            | 250,715       | 250,715                       | 5           |     |
| 6   | Buller                             | ..            | 24,410                        | ..                                    | 29,058                        | ..            | ..                            | 17,164                  | ..                            | 70,632        | 70,632                        | 6           |     |
| 7   | Cambridge                          | ..            | ..                            | ..                                    | ..                            | ..            | 2,425 <sup>b</sup>            | ..                      | ..                            | 35,443        | 35,443                        | 7           |     |
| 8   | Central Canterbury                 | ..            | 125,465                       | ..                                    | 151,893                       | ..            | ..                            | 94,235                  | ..                            | 371,593       | 371,593                       | 8           |     |
| 9   | Central Hawke's Bay                | ..            | 19,863                        | ..                                    | 34,402                        | ..            | ..                            | 32,003                  | ..                            | 86,268        | 86,268                        | 9           |     |
| 10  | Central Waikato                    | ..            | 104,250                       | ..                                    | 226,651                       | ..            | ..                            | 150,171                 | ..                            | 481,072       | 481,072                       | 10          |     |
| 11  | Dannevirke                         | ..            | 70                            | ..                                    | 1,966                         | ..            | ..                            | 66,678                  | ..                            | 68,714        | 68,714                        | 11          |     |
| 12  | Egmont                             | ..            | 8,492                         | ..                                    | 22,201                        | ..            | ..                            | ..                      | ..                            | 30,693        | 30,693                        | 12          |     |
| 13  | Franklin                           | ..            | 51,390                        | ..                                    | 101,600                       | ..            | ..                            | 97,640                  | ..                            | 250,030       | 250,030                       | 13          |     |
| 14  | Golden Bay                         | 400           | 9,454                         | 160                                   | 27,321                        | ..            | ..                            | 3,930                   | 560                           | 41,265        | 41,265                        | 14          |     |
| 15  | Grey                               | ..            | 657                           | ..                                    | 2,188                         | ..            | ..                            | 78,018 <sup>c</sup>     | ..                            | 80,863        | 80,863                        | 15          |     |
| 16  | Hawke's Bay                        | ..            | 130,907                       | ..                                    | 315,336                       | ..            | ..                            | 43,934                  | ..                            | 490,177       | 490,177                       | 16          |     |
| 17  | Horowhenua                         | ..            | 90,432                        | ..                                    | 227,395                       | ..            | ..                            | 103,703                 | ..                            | 421,530       | 421,530                       | 17          |     |
| 18  | Hutt Valley                        | ..            | 237,715                       | ..                                    | 576,067                       | ..            | ..                            | 123,760                 | ..                            | 937,542       | 937,542                       | 18          |     |
| 19  | King Country <sup>a</sup>          | 45,621        | 50,902                        | 13,600                                | 106,565                       | ..            | ..                            | 58,456                  | 59,221                        | 275,144       | 275,144                       | 19          |     |
| 20  | Manawatu-Oroua                     | ..            | 68,207                        | ..                                    | 112,875                       | ..            | 144,884                       | 63,284                  | ..                            | 389,250       | 389,250                       | 20          |     |
| 21  | Marlborough                        | ..            | 74,029                        | ..                                    | 125,375                       | ..            | ..                            | 94,943                  | ..                            | 294,347       | 294,347                       | 21          |     |
| 22  | North Auckland                     | ..            | 189,073                       | ..                                    | 302,711                       | ..            | ..                            | 49,148                  | ..                            | 540,932       | 540,932                       | 22          |     |
| 23  | North Canterbury                   | ..            | 34,962                        | ..                                    | 48,805                        | ..            | ..                            | 61,117                  | ..                            | 144,884       | 144,884                       | 23          |     |
| 24  | Otago                              | ..            | 46,629                        | ..                                    | 133,959                       | ..            | ..                            | 87,003                  | ..                            | 267,591       | 267,591                       | 24          |     |
| 25  | Otago Central                      | 12,258        | 36,286                        | 18,178                                | 46,641                        | ..            | ..                            | 62,613                  | 30,436                        | 175,976       | 175,976                       | 25          |     |
| 26  | Poverty Bay                        | ..            | 151,467                       | ..                                    | 184,138                       | ..            | 3,205 <sup>b,10</sup>         | 35,039                  | ..                            | 373,849       | 373,849                       | 26          |     |
| 27  | South Canterbury                   | ..            | 68,924                        | ..                                    | 121,069                       | ..            | ..                            | 116,664                 | ..                            | 306,657       | 306,657                       | 27          |     |
| 28  | Taranaki                           | ..            | 14,690                        | ..                                    | 50,646                        | ..            | ..                            | 94,870                  | 32,531                        | 192,737       | 192,737                       | 28          |     |
| 29  | Taranaki                           | ..            | 17,142                        | ..                                    | 27,652                        | ..            | 1,000                         | 34,745                  | ..                            | 80,539        | 80,539                        | 29          |     |
| 30  | Tauranga                           | ..            | 92,025                        | ..                                    | 282,450                       | ..            | ..                            | 43,465                  | ..                            | 417,940       | 417,940                       | 30          |     |
| 31  | Tc Awamutu                         | ..            | 15,506                        | ..                                    | 56,321                        | ..            | ..                            | 59,955                  | ..                            | 131,782       | 131,782                       | 31          |     |
| 32  | Thames Valley                      | ..            | 169,387                       | ..                                    | 275,344                       | ..            | ..                            | 264,234                 | ..                            | 708,965       | 708,965                       | 32          |     |
| 33  | Waima                              | ..            | 54,694                        | ..                                    | 86,537                        | ..            | 12,913                        | 43,145                  | ..                            | 197,289       | 197,289                       | 33          |     |
| 34  | Wairarapa                          | ..            | 106,296                       | ..                                    | 100,819                       | ..            | ..                            | 24,076                  | ..                            | 231,191       | 231,191                       | 34          |     |
| 35  | Wairere                            | 16,850        | 12,898                        | 12,613                                | 30,702                        | ..            | ..                            | 9,405                   | 29,463                        | 82,468        | 82,468                        | 35          |     |

(For notes see page 17.)



TABLE IX—ANALYSIS OF CAPITAL CHARGES FOR THE YEAR ENDED 31 MARCH 1970—continued

| No. | Supply Authorities                  | Interest   |                               | Sinking Fund and Principal Repayments |                               | Depreciation |                               | Revenues out of Revenue |                               | Total      |                               | Grand Total | No. |
|-----|-------------------------------------|------------|-------------------------------|---------------------------------------|-------------------------------|--------------|-------------------------------|-------------------------|-------------------------------|------------|-------------------------------|-------------|-----|
|     |                                     | Generation | Transmission and Distribution | Generation                            | Transmission and Distribution | Generation   | Transmission and Distribution | Generation              | Transmission and Distribution | Generation | Transmission and Distribution |             |     |
| 36  | POWER BOARDS—continued              |            |                               |                                       |                               |              |                               |                         |                               |            |                               |             |     |
| 37  | Wairoa ..                           | \$ ..      | \$ 8,206                      | \$ ..                                 | \$ 28,939                     | \$ ..        | \$ ..                         | \$ ..                   | \$ 10,942                     | \$ ..      | \$ 48,087                     | \$ 48,087   | 36  |
| 38  | Waitaki ..                          | ..         | 62,246                        | ..                                    | 109,653                       | ..           | ..                            | ..                      | 60,960                        | ..         | 232,859                       | 232,859     | 37  |
| 39  | Waitemata ..                        | ..         | 348,673                       | ..                                    | 649,233                       | ..           | ..                            | ..                      | 219,881                       | ..         | 1,217,787                     | 1,217,787   | 38  |
| 40  | Waitomo ..                          | ..         | 59,256                        | ..                                    | 93,338                        | ..           | ..                            | ..                      | 43,634                        | ..         | 196,228                       | 196,228     | 39  |
| 41  | Wanganui-Rangitikei <sup>4</sup> .. | ..         | 128,409                       | ..                                    | 210,226                       | ..           | ..                            | ..                      | 80,291                        | ..         | 458,278                       | 458,278     | 40  |
| 41  | Westland ..                         | 8,500      | 14,130                        | 6,942                                 | 19,885                        | ..           | 17                            | ..                      | ..                            | 15,442     | 34,032                        | 49,474      | 41  |
|     |                                     | 88,110     | 3,420,699                     | 55,686                                | 8,433,126                     | ..           | 618,849                       | 32,531                  | 2,624,046                     | 176,327    | 15,096,720                    | 15,273,047  |     |
| 1   | CITY COUNCILS                       |            |                               |                                       |                               |              |                               |                         |                               |            |                               |             |     |
| 2   | Christchurch ..                     | 68,117     | 275,900                       | 83,095                                | 512,130                       | 238,670      | 1,130,803                     | ..                      | ..                            | 389,882    | 1,918,833                     | 1,918,833   | 1   |
| 3   | Dunedin ..                          | ..         | 158,793                       | ..                                    | 195,010                       | ..           | 796,330                       | ..                      | 20,751                        | ..         | 1,150,133                     | 1,150,133   | 2   |
| 4   | Hamilton ..                         | ..         | 1,286                         | ..                                    | 6,827                         | ..           | 15,044                        | ..                      | 31,209                        | ..         | 28,864                        | 28,864      | 3   |
| 5   | Invercargill ..                     | ..         | 24,750                        | ..                                    | 27,783                        | ..           | ..                            | ..                      | 42,990                        | ..         | 98,786                        | 98,786      | 4   |
| 6   | Napier ..                           | ..         | 16,099                        | ..                                    | 7,716                         | ..           | ..                            | ..                      | ..                            | ..         | 66,805                        | 66,805      | 5   |
| 7   | Nelson ..                           | ..         | 10,978                        | ..                                    | 12,720                        | ..           | 44,967                        | 7,000                   | 81,783                        | ..         | 44,967                        | 44,967      | 6   |
| 8   | New Plymouth ..                     | ..         | ..                            | ..                                    | ..                            | ..           | ..                            | ..                      | 74,209                        | 7,000      | 105,481                       | 112,481     | 7   |
| 9   | Palmerston North..                  | 3,803      | 322                           | 5,086                                 | 400                           | 2,240        | 4,067                         | 4,609                   | 27,435                        | 15,738     | 74,209                        | 74,209      | 8   |
| 10  | Tauranga ..                         | ..         | 8,927                         | ..                                    | 13,332                        | ..           | 88,168                        | ..                      | ..                            | ..         | 32,224                        | 47,962      | 9   |
| 11  | Tinaru ..                           | ..         | 303,470                       | ..                                    | 256,930                       | ..           | 286,890                       | ..                      | 64,935                        | ..         | 847,290                       | 847,290     | 11  |
| 12  | Wellington ..                       | ..         | 722                           | ..                                    | 6,400                         | ..           | 17,593                        | ..                      | ..                            | ..         | 89,650                        | 89,650      | 12  |
|     | Whangarei ..                        | 71,920     | 801,247                       | 88,181                                | 1,039,248                     | 240,910      | 2,383,862                     | 11,609                  | 343,312                       | 412,620    | 4,567,669                     | 4,980,289   |     |
| 1   | BOROUGH COUNCILS                    |            |                               |                                       |                               |              |                               |                         |                               |            |                               |             |     |
| 2   | Bluff ..                            | ..         | 206                           | ..                                    | 672                           | ..           | ..                            | ..                      | 5,686                         | ..         | 6,564                         | 6,564       | 1   |
| 3   | Ingwood <sup>5</sup> ..             | ..         | 351                           | ..                                    | 852                           | ..           | 400                           | ..                      | 16,259                        | ..         | 3,052                         | 3,052       | 2   |
| 4   | Kaipoi ..                           | ..         | 5,724                         | ..                                    | 11,584                        | ..           | 1,000                         | ..                      | 14,304                        | ..         | 14,304                        | 14,304      | 3   |
| 5   | Lytelton ..                         | ..         | 6,626                         | ..                                    | 10,335                        | ..           | ..                            | ..                      | 10,321                        | ..         | 28,629                        | 28,629      | 4   |
| 6   | Rangiora ..                         | ..         | 2,086                         | ..                                    | 7,265                         | ..           | ..                            | ..                      | 7,178                         | ..         | 24,139                        | 24,139      | 5   |
| 7   | Riccarton ..                        | ..         | ..                            | ..                                    | ..                            | ..           | ..                            | ..                      | 2,094                         | ..         | 11,445                        | 11,445      | 6   |
| 8   | Stratford <sup>6</sup> ..           | ..         | ..                            | ..                                    | ..                            | ..           | ..                            | ..                      | 6,153                         | ..         | 6,153                         | 6,153       | 7   |
| 9   | Taihape ..                          | ..         | ..                            | ..                                    | ..                            | ..           | 9,484                         | ..                      | 2,740                         | 2,074      | 12,224                        | 14,298      | 8   |
| 10  | Taurarunui ..                       | 16,305     | 36,339                        | 13,562                                | 37,327                        | ..           | 12,348                        | ..                      | 4,665                         | 29,867     | 90,679                        | 120,546     | 9   |
|     | Taupo ..                            | ..         | ..                            | ..                                    | ..                            | ..           | ..                            | ..                      | ..                            | ..         | ..                            | ..          | 10  |

(For notes see page 17.)

TABLE IX—ANALYSIS OF CAPITAL CHARGES FOR THE YEAR ENDED 31 MARCH 1970—continued

| No. | Supply Authorities                                   | Interest   |                               | Sinking Fund and Principal Repayments |                               | Depreciation |                               | Renewals out of Revenue |                               | Total      |                               | Grand Total | No. |
|-----|--|------------|-------------------------------|---------------------------------------|-------------------------------|--------------|-------------------------------|-------------------------|-------------------------------|------------|-------------------------------|-------------|-----|
|     |  | Generation | Transmission and Distribution | Generation                            | Transmission and Distribution | Generation   | Transmission and Distribution | Generation              | Transmission and Distribution | Generation | Transmission and Distribution |             |     |
|     | <i>Borough Councils—continued</i>                    |            |                               |                                       |                               |              |                               |                         |                               |            |                               |             |     |
| 11  | Tc Aroha .. .. .                                     | \$ ..      | \$ ..                         | \$ ..                                 | \$ 2,061 <sup>11</sup>        | \$ ..        | \$ 1,021                      | \$ ..                   | \$ 3,082                      | \$ ..      | \$ 3,082                      | \$ 3,082    | 11  |
| 12  | Thames .. .. .                                       | ..         | ..                            | ..                                    | ..                            | ..           | 11,764                        | ..                      | 13,081                        | ..         | 13,081                        | 13,081      | 12  |
| 13  | Waipara .. .. .                                      | ..         | ..                            | ..                                    | ..                            | ..           | 6,387                         | ..                      | 6,387                         | ..         | 6,387                         | 6,387       | 13  |
| 14  | Whakatane .. .. .                                    | ..         | ..                            | ..                                    | 6,628                         | ..           | 13,952                        | ..                      | 35,635                        | ..         | 35,635                        | 35,635      | 14  |
|     |  | 16,882     | 57,872                        | 15,059                                | 31,921                        | ..           | 104,976                       | ..                      | 273,236                       | 31,941     | 305,177                       |             |     |
|     | <i>County Councils</i>                               |            |                               |                                       |                               |              |                               |                         |                               |            |                               |             |     |
| 1   | Heathcote .. .. .                                    | ..         | 2,444                         | ..                                    | 3,787                         | ..           | 4,708                         | ..                      | 14,492                        | ..         | 14,492                        | 14,492      | 1   |
| 2   | Kaikoura .. .. .                                     | ..         | 7,139                         | ..                                    | 12,760                        | ..           | 11,904                        | ..                      | 31,803                        | ..         | 31,803                        | 31,803      | 2   |
| 3   | Mackenzie .. .. .                                    | ..         | 7,864                         | ..                                    | 17,800                        | ..           | ..                            | ..                      | 25,664                        | ..         | 25,664                        | 25,664      | 3   |
|     |  | ..         | 17,447                        | ..                                    | 34,113                        | ..           | 3,787                         | ..                      | 71,959                        | ..         | 71,959                        | 71,959      |     |
|     | <i>Government Departments</i>                        |            |                               |                                       |                               |              |                               |                         |                               |            |                               |             |     |
| 1   | Rotorua Electric Supply .. .. .                      | ..         | 106,064                       | ..                                    | 174,444                       | ..           | 3,476                         | ..                      | 283,984                       | ..         | 283,984                       | 283,984     | 1   |
| 2   | Southland Electric Power Supply <sup>s</sup> .. .. . | ..         | ..                            | ..                                    | ..                            | ..           | ..                            | ..                      | ..                            | ..         | ..                            | ..          | 2   |
|     |  | ..         | 106,064                       | ..                                    | 174,444                       | ..           | 3,476                         | ..                      | 283,984                       | ..         | 283,984                       | 283,984     |     |
|     | <b>GRAND TOTALS</b>                                  | 26,390,878 | 12,900,776                    | 5,388,342                             | 11,280,110                    | 12,034,831   | 3,092,422                     | 44,140                  | 43,858,191                    | 33,377,928 | 77,236,119                    |             |     |

NOTES—<sup>1</sup>Includes Southland Electric Power Supply. <sup>2</sup>Included with New Zealand Electricity Department. <sup>3</sup>Includes Ohiakune Borough Council purchased 1 April 1969. <sup>4</sup>Includes Racetihl Borough Council purchased 1 April 1969. <sup>5</sup>Purchased by Taranaki Electric Power Board 31 March 1970. <sup>6</sup>Purchased by Taranaki Electric Power Board 4 February 1970. <sup>7</sup>Includes provision for future capital expenditure. <sup>8</sup>Includes repayment reserve instalments. <sup>9</sup>Transfer of net rents to reserve. <sup>10</sup>Revaluation of stock. <sup>11</sup>Includes losses on sale of assets.

TABLE X (PART I)—ANALYSIS OF LIABILITIES AND RESERVES FOR THE YEAR ENDED 31 MARCH 1970

| No. | Supply Authorities                  | Liabilities              |                          |                               |                    |                      |                                  | Reserves                                       |                      |                      |                             |                                |  | Total | No. |
|-----|-------------------------------------|--------------------------|--------------------------|-------------------------------|--------------------|----------------------|----------------------------------|--|----------------------|----------------------|-----------------------------|--------------------------------|--|-------|-----|
|     |                                     | Public Debt              |                          |                               | Sundry Creditors   | Loans Repaid Reserve | Capital Expenditure from Revenue | Sinking Fund Reserve and Future Loan Repayment | Depreciation Reserve | Renewal Fund Reserve | General and Other Reserves* | Appropriation Account Surplus† |  |       |     |
|     |                                     | Loans Raised During Year | Loans Repaid During Year |                               |                    |                      |                                  |  |                      |                      |                             |                                | Gross Loan Liability as at 31 March 1970 |       |     |
|     |                                     |                          | From Renewal Loans       | From Revenue and Sinking Fund | From Renewal Loans | From Revenue         |                                  |  |                      |                      |                             |                                |  |       |     |
| 1   | New Zealand Electricity Department* | \$ 37,000,000            | \$ 6,924,572             | \$ 709,731,580                | \$ 5,331,150       | \$ ..                | \$ ..                            | \$ 127,472,356                                 | \$ ..                | \$ 134,877,130       | \$ ..                       | \$ 977,412,196                 | 1  |       |     |
| 1   | Amethyst                            | 30,000                   | 5,810                    | 283,893                       | 26,608             | 115,474              | 31,648                           | 656  | 106,674              | 37,013               | 486,900                     | 450,279                        | 2  |       |     |
| 2   | Ashburton                           | 40,000                   | 64,000                   | 655,500                       | 197,637            | 1,137,150            | ..                               | 40,052   | 127,055              | 2,401,393            | 944,816                     | 4,704,291                      | 3  |       |     |
| 3   | Auckland                            | 2,406,960                | 1,064,950                | 10,916,923                    | 3,065,079          | 6,417,203            | 40,233                           | 5,606,039                                      | ..                   | 121,357              | 204,501                     | 52,437,495                     | 4  |       |     |
| 4   | Bay of Islands                      | 313,500                  | 1,166,420                | 1,382,173                     | 163,550            | 1,389,809            | 93,801                           | 130,195  | ..                   | 34,502               | 424,555                     | 6,049,647                      | 5  |       |     |
| 5   | Bay of Plenty                       | 200,000                  | 80,654                   | 1,450,207                     | 468,951            | 1,927,414            | ..                               | ..   | ..                   | ..                   | ..                          | 5,657,028                      | 6  |       |     |
| 6   | Buller                              | 18,000                   | 20,029                   | 455,161                       | 72,233             | 429,806              | 45,057                           | 32,700   | ..                   | 6,288                | 134,024                     | 1,391,415                      | 7  |       |     |
| 7   | Cambridge                           | ..                       | ..                       | ..                            | 225,338            | 573,793              | ..                               | 14,767   | ..                   | 101,970              | 16,863                      | 1,084,410                      | 8  |       |     |
| 8   | Central Canterbury                  | 289,900                  | 78,932                   | 2,528,463                     | 584,240            | 1,969,653            | 530,577                          | 73,479   | ..                   | 47,780               | 354,409                     | 7,867,327                      | 9  |       |     |
| 9   | Central Hawke's Bay                 | ..                       | 34,402                   | 388,245                       | 107,758            | 994,233              | ..                               | 46,819   | ..                   | ..                   | 131,956                     | 2,290,595                      | 10                                       |       |     |
| 10  | Central Waikato                     | 150,000                  | 226,651                  | 1,954,927                     | 647,596            | 3,620,707            | ..                               | 256,131  | 21,875               | 82,915               | 619,694                     | 9,438,115                      | 11                                       |       |     |
| 11  | Dannevirke                          | ..                       | 1,966                    | 1,007                         | 113,605            | 874,777              | ..                               | 101,006  | ..                   | 45,640               | 110,108                     | 1,980,373                      | 12                                       |       |     |
| 12  | Egmont                              | ..                       | 14,267                   | 156,859                       | 236,742            | 2,001,150            | 8,288                            | 270,033  | ..                   | 6,950                | 239,060                     | 3,831,125                      | 13                                       |       |     |
| 13  | Franklin                            | 153,800                  | 101,600                  | 1,127,800                     | 213,281            | 1,411,469            | 25,147                           | 166,571  | 48,141               | 219,950              | 349,874                     | 5,648,931                      | 14                                       |       |     |
| 14  | Golden Bay                          | ..                       | 2,168                    | 1,171,990                     | 349,610            | 1,483,394            | ..                               | 9,996  | ..                   | 12,434               | 55,374                      | 1,010,583                      | 15                                       |       |     |
| 15  | Grey                                | ..                       | ..                       | 15,904                        | 152,109            | 1,285,994            | ..                               | 419,717  | ..                   | 16,302               | 174,715                     | 2,637,795                      | 16                                       |       |     |
| 16  | Hawke's Bay                         | 211,000                  | 922,136                  | 2,483,819                     | 788,763            | 3,834,209            | 332,727                          | 97,067   | ..                   | 327,997              | 488,983                     | 10,296,737                     | 17                                       |       |     |
| 17  | Horowhenua                          | 225,000                  | 193,000                  | 1,600,076                     | 450,760            | 2,035,303            | 269,147                          | 198,638  | ..                   | 129,977              | 239,060                     | 6,554,089                      | 18                                       |       |     |
| 18  | Hutt Valley                         | 886,640                  | 542,266                  | 4,988,454                     | 2,276,617          | 4,646,439            | 166,465                          | 310,649  | ..                   | 199,676              | 673,861                     | 19,237,194                     | 19                                       |       |     |
| 19  | King Country                        | 96,994                   | 87,201                   | 1,957,573                     | 162,988            | 3,505,686            | 145,300                          | 44,532   | ..                   | 4,268                | 778,485                     | 5,513,904                      | 20                                       |       |     |
| 20  | Manawatu-Oroua                      | 88,480                   | 66,943                   | 1,274,832                     | 684,825            | 1,533,740            | 232,944                          | 374,571  | ..                   | 545,738              | 388,097                     | 7,357,595                      | 21                                       |       |     |
| 21  | Marlborough                         | 141,800                  | 124,547                  | 1,294,661                     | 285,109            | 1,576,414            | 19,608                           | 83,892   | ..                   | 137,992              | 226,734                     | 4,812,198                      | 22                                       |       |     |
| 22  | North Auckland                      | 255,900                  | 261,111                  | 3,523,070                     | 585,757            | 4,084,530            | 52,043                           | 38,800   | ..                   | 139,033              | 359,555                     | 10,823,640                     | 23                                       |       |     |
| 23  | North Canterbury                    | 114,500                  | 14,554                   | 679,887                       | 182,929            | 1,117,605            | 89,270                           | 42,714   | ..                   | 34,689               | 381,640                     | 3,511,701                      | 24                                       |       |     |
| 24  | Otago                               | 121,600                  | 133,950                  | 944,322                       | 250,095            | 2,337,071            | 23,920                           | 284,943  | ..                   | 35,467               | 497,337                     | 5,923,173                      | 25                                       |       |     |
| 25  | Otago Central                       | 189,000                  | 59,563                   | 1,015,421                     | 97,103             | 1,676,697            | ..                               | 144,927  | ..                   | 234,048              | 320,267                     | 4,502,378                      | 26                                       |       |     |
| 26  | Poverty Bay                         | 342,000                  | 182,394                  | 2,969,429                     | 443,758            | 2,900,030            | 52,574                           | 131,107  | ..                   | 162,711              | 171,864                     | 7,556,632                      | 27                                       |       |     |
| 27  | South Canterbury                    | 180,000                  | 96,100                   | 1,383,660                     | 380,231            | 2,134,017            | 270,359                          | 144,820  | ..                   | 300,541              | 363,555                     | 6,003,433                      | 28                                       |       |     |
| 28  | Taranaki                            | 363,000                  | 49,438                   | 612,659                       | 195,890            | 1,887,471            | 2,538                            | 150,923  | ..                   | 201,861              | 145,135                     | 4,589,634                      | 29                                       |       |     |
| 29  | Tairātea                            | 22,800                   | 99,494                   | 384,194                       | 43,722             | 660,176              | 86,757                           | 46,998   | 457                  | 81,011               | 188,910                     | 7,901,648                      | 30                                       |       |     |
| 30  | Tairātea                            | 1,885,900                | 275,938                  | 3,532,352                     | 385,337            | 2,418,332            | 147,307                          | 101,268  | ..                   | ..                   | ..                          | 153,739                        | 31                                       |       |     |
| 31  | Tairātea                            | ..                       | 50,904                   | 307,640                       | 179,747            | 1,040,766            | 67,613                           | 25,882   | ..                   | ..                   | ..                          | 976,119                        | 32                                       |       |     |
| 32  | Tairātea                            | 604,800                  | 218,386                  | 3,308,020                     | 1,061,276          | 997,180              | 857,748                          | 139,951  | ..                   | ..                   | ..                          | 12,106,096                     | 33                                       |       |     |
| 33  | Tairātea                            | 72,720                   | 66,537                   | 1,097,115                     | 320,005            | 707,456              | 440,330                          | 105,981  | ..                   | ..                   | ..                          | 5,376,858                      | 34                                       |       |     |
| 34  | Tairātea                            | 494,000                  | 180,905                  | 2,112,451                     | 358,875            | 1,598,057            | 29,404                           | 29,404   | ..                   | ..                   | ..                          | 6,005,816                      | 35                                       |       |     |
| 35  | Tairātea                            | ..                       | 41,668                   | 601,207                       | 24,838             | 607,793              | 5,359                            | 6,543  | ..                   | ..                   | ..                          | 1,407,115                      | 36                                       |       |     |
| 36  | Tairātea                            | ..                       | ..                       | ..                            | ..                 | ..                   | ..                               | ..   | ..                   | ..                   | ..                          | 1,096,267                      | 37                                       |       |     |
| 37  | Tairātea                            | 33,100                   | 28,939                   | 202,640                       | 74,016             | 381,224              | 20,720                           | 9,640  | ..                   | ..                   | ..                          | 4,736,254                      | 38                                       |       |     |
| 38  | Tairātea                            | 86,350                   | 130,396                  | 1,135,439                     | 262,282            | 1,439,211            | 229,816                          | 333,264  | ..                   | ..                   | ..                          | 19,013,833                     | 39                                       |       |     |
| 39  | Tairātea                            | 794,080                  | 626,159                  | 6,565,470                     | 1,522,475          | 6,015,018            | 135,588                          | 81,549   | ..                   | ..                   | ..                          | 3,633,439                      | 40                                       |       |     |
| 40  | Tairātea                            | 64,500                   | 73,693                   | 1,145,000                     | 173,373            | 1,179,008            | 29,191                           | 280,938  | ..                   | ..                   | ..                          | 9,069,590                      | 41                                       |       |     |
| 41  | Westland                            | 11,369,664               | 483,200                  | 70,640,863                    | 17,886,729         | 90,873,205           | 4,699,017                        | 10,687,054                                     | 304,202              | 10,179,230           | 12,851,167                  | 278,869,120                    | 42                                       |       |     |

(For notes see page 21.)

TABLE X (PART I)—ANALYSIS OF LIABILITIES AND RESERVES FOR THE YEAR ENDED 31 MARCH 1970—continued

| No. | Supply Authorities              | Liabilities              |                          |                               |                  |                                   |                                  | Reserves                                       |                      |                      |   |  |                                       | Total | No. |
|-----|---------------------------------|--------------------------|--------------------------|-------------------------------|------------------|-----------------------------------|----------------------------------|--|----------------------|----------------------|---|--|---------------------------------------|-------|-----|
|     |                                 | Public Debt              |                          |                               | Sundry Creditors | Loans Repaid Reserve <sup>1</sup> | Capital Expenditure from Revenue | Sinking Fund Reserve for Future Loan Repayment | Depreciation Reserve | Revenue Fund Reserve | General and Other Reserves <sup>2</sup> | Appropriation Account Surplus <sup>3</sup> |                                       |       |     |
|     |                                 | Loans Raised During Year | Loans Repaid During Year |                               |                  |                                   |                                  |  |                      |                      |   |  | Gross Loan Liability as at March 1970 |       |     |
|     |                                 |                          | From Renewal Loans       | From Revenue and Sinking Fund | From Revenue     |                                   |                                  |  |                      |                      |   |  |                                       |       |     |
| 1   | Christchurch                    | 487,150                  | 205,940                  | 526,197                       | 1,996,463        | 4,496,727                         | 7,544,381                        | 12,130,499                                     | 2,979,019            | 81,241               | 27,778,809                              | 1  |                                       |       |     |
| 2   | Dunedin                         | 245,100                  | 192,800                  | 89,180                        | 877,372          | 7,229,675                         | 2,108,664                        | 1,846,160                                      | 2,862,104            | 911,394              | 28,717,149                              | 2  |                                       |       |     |
| 3   | Hamilton                        | ..                       | ..                       | 6,827                         | 26,829           | 194,810                           | 2,172,881                        | 27,077   | 2,287,227            | 1,111,792            | 3,773,373                               | 3  |                                       |       |     |
| 4   | Invercargill                    | ..                       | 1,694                    | ..                            | 295,946          | 384,455                           | 784,660                          | 16,432   | ..                   | 3,111                | 3,545,500                               | 4  |                                       |       |     |
| 5   | Napier                          | 192,900                  | ..                       | ..                            | 117,593          | ..                                | ..                               | ..   | 240,946              | 173,508              | 1,779,622                               | 5  |                                       |       |     |
| 6   | Nelson                          | ..                       | ..                       | 9,700                         | 94,072           | 552,780                           | 2,339,102                        | 3,132  | 1,272,606            | 97,823               | 1,606,986                               | 6  |                                       |       |     |
| 7   | New Plymouth                    | ..                       | ..                       | ..                            | 122,799          | ..                                | ..                               | ..   | 95,619               | 432,360              | 3,743,784                               | 7  |                                       |       |     |
| 8   | Palmerston North                | ..                       | ..                       | ..                            | 379,373          | ..                                | ..                               | ..   | 8,617                | 300,918              | 3,468,453                               | 8  |                                       |       |     |
| 9   | Tauranga                        | 1,722,200                | ..                       | ..                            | 23,940           | 505,236                           | 1,016,627                        | 4,972  | ..                   | 247,499              | 3,828,294                               | 9  |                                       |       |     |
| 10  | Timaru                          | ..                       | ..                       | 13,332                        | 159,556          | 314,810                           | 1,182,750                        | ..   | ..                   | 47,214               | 1,942,466                               | 10   |                                       |       |     |
| 11  | Wellington                      | 756,805                  | 362,765                  | 303,262                       | 1,025,348        | 1,432,974                         | 8,012,476                        | 555,741  | 1,075,962            | 999,082              | 18,731,858                              | 11   |                                       |       |     |
| 12  | Whangarei                       | ..                       | ..                       | 6,400                         | 159,040          | 149,459                           | 619,103                          | ..   | ..                   | 39,235               | 1,073,810                               | 12   |                                       |       |     |
|     |                                 | 3,499,155                | 762,989                  | 1,778,149                     | 5,278,531        | 15,060,926                        | 28,970,017                       | 3,508,975                                      | 3,960,980            | 8,787,566            | 99,990,104                              |  |                                       |       |     |
| 1   | Bluff                           | ..                       | ..                       | 672                           | 5,133            | 28,951                            | 176,070                          | ..   | ..                   | ..                   | 268,240                                 | 1  |                                       |       |     |
| 2   | Ingliswood                      | ..                       | ..                       | ..                            | 18,481           | ..                                | 98,521                           | 4,225  | ..                   | ..                   | 124,751                                 | 2  |                                       |       |     |
| 3   | Kaipoi                          | ..                       | ..                       | 439                           | 22,297           | 18,000                            | 16,568                           | 3,453  | ..                   | ..                   | 267,871                                 | 3  |                                       |       |     |
| 4   | Lytelton                        | ..                       | ..                       | ..                            | 23,552           | 15,000                            | 205,450                          | ..   | 147,140              | ..                   | 385,675                                 | 4  |                                       |       |     |
| 5   | Rangiora                        | ..                       | ..                       | 11,860                        | 95,391           | 86,263                            | 180,035                          | ..   | ..                   | 24,967               | 428,916                                 | 5  |                                       |       |     |
| 6   | Riccarton                       | ..                       | ..                       | 4,400                         | 78,736           | 90,400                            | 336,439                          | 32,899   | ..                   | ..                   | 800,001                                 | 6  |                                       |       |     |
| 7   | Stratford                       | ..                       | ..                       | 7,265                         | 32,788           | 178,010                           | 207,056                          | ..   | ..                   | ..                   | 500,845                                 | 7  |                                       |       |     |
| 8   | Tailape                         | ..                       | ..                       | ..                            | 1,741            | ..                                | 121,517                          | ..   | ..                   | 1,086                | 181,878                                 | 8  |                                       |       |     |
| 9   | Taumarunui                      | ..                       | ..                       | 1,497                         | 31,249           | 124,091                           | 225,737                          | ..   | 7,005                | ..                   | 671,817                                 | 9  |                                       |       |     |
| 10  | Taupo                           | 60,000                   | ..                       | 39,102                        | 111,825          | 533,237                           | 420,596                          | 42,481   | ..                   | ..                   | 2,301,322                               | 10   |                                       |       |     |
| 11  | Te Aroha                        | ..                       | ..                       | ..                            | 23,918           | ..                                | 137,402                          | ..   | ..                   | ..                   | 233,802                                 | 11   |                                       |       |     |
| 12  | Thames                          | ..                       | ..                       | 1,057                         | 47,161           | 20,885                            | 181,677                          | 2,279  | ..                   | 21,161               | 319,817                                 | 12   |                                       |       |     |
| 13  | Waioata                         | ..                       | ..                       | ..                            | 37,375           | ..                                | 216,376                          | ..   | ..                   | 4,337                | 289,508                                 | 13   |                                       |       |     |
| 14  | Whakatane                       | ..                       | ..                       | 6,318                         | 56,204           | 153,908                           | 438,791                          | 18,311   | ..                   | 3,586                | 888,555                                 | 14   |                                       |       |     |
|     |                                 | 256,200                  | ..                       | 72,610                        | 1,654,002        | 1,248,745                         | 2,982,235                        | 103,648  | 47,492               | 204,191              | 7,663,086                               |  |                                       |       |     |
| 1   | Heathcote                       | ..                       | ..                       | 3,553                         | 55,368           | 48,034                            | 241,341                          | ..   | ..                   | ..                   | 403,334                                 | 1  |                                       |       |     |
| 2   | Kaikoura                        | ..                       | ..                       | 60,602                        | 32,999           | 165,128                           | 76,107                           | 63,290   | ..                   | ..                   | 16,692                                  | 2  |                                       |       |     |
| 3   | Mackenzie                       | ..                       | ..                       | 17,800                        | 18,758           | 161,041                           | 21,170                           | ..   | ..                   | ..                   | 453,941                                 | 3  |                                       |       |     |
|     |                                 | ..                       | ..                       | 71,955                        | 106,525          | 374,203                           | 338,618                          | 63,290   | ..                   | 5,830                | 384,294                                 |  |                                       |       |     |
|     | GOVERNMENT DEPARTMENTS          |                          |                          |                               |                  |                                   |                                  |  |                      |                      |   |  |                                       |       |     |
| 1   | Rotorua Electric Supply         | 36,863                   | ..                       | ..                            | 301,948          | ..                                | 858,829                          | ..   | 1,164,548            | ..                   | 1,241,569                               | 1  |                                       |       |     |
| 2   | Southland Electric Power Supply | 36,863                   | ..                       | ..                            | 301,948          | ..                                | 858,829                          | ..   | 1,164,548            | ..                   | 5,284,869                               | 2  |                                       |       |     |
|     |                                 | ..                       | ..                       | ..                            | ..               | ..                                | ..                               | ..   | ..                   | ..                   | ..                                      |  |                                       |       |     |
|     | GRAND TOTALS                    | 52,181,882               | 1,246,199                | 15,611,093                    | 29,430,734       | 107,557,159                       | 93,317,272                       | 8,374,990                                      | 5,477,232            | 154,053,947          | 17,024,869                              | 1,370,480,944                              |                                       |       |     |

(For notes see page 21.)

TABLE X (PART II)—ANALYSIS OF ASSETS FOR THE YEAR ENDED 31 MARCH 1970

| No. | Supply Authorities                  | Total          | Appropriation Account Deficit <sup>1</sup> | Assets         |  |                                   |                       |  | Annual Increase in Total Capital Expenditure | No. |
|-----|-------------------------------------|----------------|--|----------------|--|-----------------------------------|-----------------------|--|--|-----|
|     |                                     |                |  | Sundry Debtors | Revenue and Reserve Funds—Cash and Investments | Loan Account—Cash and Investments | Stocks and Materials* | Total Capital Expenditure <sup>2</sup> |  |     |
| 1   | NEW ZEALAND ELECTRICITY DEPARTMENT* | \$ 977,412,196 | \$ ..                                      | \$ 18,403,700  | \$ ..  | \$ ..                             | \$ 12,629,946         | \$ 946,378,600                         | \$ 61,149,731                                | 1   |
|     | Power Boards                        |                |  |                |  |                                   |                       |  |  |     |
| 1   | Amethyst ..                         | 459,270        | 7,479                                      | 10,297         | 32,354   | 19,908                            | 8,783                 | 379,458                                | 27,163                                       | 2   |
| 2   | Ashburton ..                        | 4,704,501      | ..   | 127,789        | 414,617  | 19,908                            | 325,871               | 3,836,014                              | 128,174                                      | 3   |
| 3   | Auckland ..                         | 52,457,847     | ..   | 2,302,196      | 4,852,725                                      | 754,819                           | 1,243,098             | 43,304,657                             | 2,537,047                                    | 4   |
| 4   | Bay of Plenty ..                    | 6,049,647      | ..   | 276,731        | 345,030  | ..                                | 181,007               | 5,119,973                              | 334,072                                      | 5   |
| 5   | Bay of Plenty ..                    | 5,657,028      | ..   | 423,494        | 283,876  | ..                                | 444,434               | 4,505,254                              | 244,717                                      | 6   |
| 6   | Buller ..                           | 1,391,415      | ..   | 73,455         | 120,642  | 129,543                           | 92,862                | 900,913                                | 58,787                                       | 7   |
| 7   | Cambridge ..                        | 1,064,497      | ..   | 30,165         | 212,672  | 109,620                           | 36,512                | 42,234                                 | 42,234                                       | 8   |
| 8   | Central Canterbury ..               | 1,067,997      | ..   | 480,870        | 621,141  | ..                                | 452,216               | 513,889                                | 33,689                                       | 9   |
| 9   | Central Hawke's Bay ..              | 2,308,365      | ..   | 118,273        | 128,440  | 22,081                            | 1,990,387             | 33,689                                 | 33,689                                       | 10  |
| 10  | Central Waikato ..                  | 3,458,115      | ..   | 545,633        | 647,145  | ..                                | 435,582               | 7,787,624                              | 661,788                                      | 11  |
| 11  | Dannevirke ..                       | 1,980,373      | ..   | 71,531         | 146,770  | ..                                | 159,008               | 1,610,014                              | 51,743                                       | 12  |
| 12  | Egmont ..                           | 3,831,705      | ..   | 132,672        | 458,072  | ..                                | 150,931               | 3,088,650                              | 177,672                                      | 13  |
| 13  | Hamilton ..                         | 5,610,583      | ..   | 285,047        | 518,153  | 224,533                           | 219,262               | 4,401,936                              | 210,469                                      | 14  |
| 14  | Golden Bay ..                       | 1,630,583      | ..   | 30,145         | 30,145   | 20,000                            | 47,390                | 814,804                                | 24,932                                       | 15  |
| 15  | Grey ..                             | 2,637,795      | ..   | 80,271         | 499,612  | ..                                | 180,060               | 1,677,852                              | —122*  | 16  |
| 16  | Hawke's Bay ..                      | 10,396,737     | ..   | 641,419        | 908,244  | 100                               | 499,854               | 8,247,120                              | 526,653                                      | 17  |
| 17  | Hawke's Bay ..                      | 6,554,089      | ..   | 263,053        | 664,613  | 104,139                           | 301,671               | 5,140,613                              | 448,005                                      | 18  |
| 18  | Hutt Valley ..                      | 19,237,194     | ..   | 1,708,695      | 737,853  | 55,327                            | 1,163,097             | 15,627,939                             | 1,941,087                                    | 19  |
| 19  | Hutt Valley ..                      | 3,573,004      | ..   | 232,247        | 982,874  | 120,760                           | 82,169                | 4,161,287                              | 182,031                                      | 20  |
| 20  | King Country's ..                   | 7,357,595      | ..   | 778,667        | 814,360  | ..                                | 326,372               | 5,517,436                              | 237,774                                      | 21  |
| 21  | Mamawatu-Oroua ..                   | 4,812,198      | ..   | 127,452        | 309,995  | 165,040                           | 234,303               | 3,975,408                              | 321,487                                      | 22  |
| 22  | Marlborough ..                      | 10,897,640     | ..   | 528,747        | 495,482  | 69,231                            | 288,129               | 9,442,051                              | 786,941                                      | 23  |
| 23  | North Auckland ..                   | 6,571,701      | ..   | 290,220        | 143,885  | 14,605                            | 259,789               | 2,847,577                              | 224,724                                      | 24  |
| 24  | North Canterbury ..                 | 3,503,173      | ..   | 219,066        | 630,230  | 100,000                           | 278,545               | 4,780,527                              | 224,949                                      | 25  |
| 25  | North Canterbury ..                 | 4,562,378      | ..   | 236,497        | 442,240  | ..                                | 288,280               | 3,453,361                              | 223,406                                      | 26  |
| 26  | Otago Central ..                    | 7,556,632      | ..   | 231,660        | 574,173  | 215,578                           | 471,779               | 6,063,442                              | 387,250                                      | 27  |
| 27  | Poverty Bay ..                      | 6,003,433      | ..   | 445,502        | 648,070  | 119,016                           | 325,551               | 4,468,296                              | 328,900                                      | 28  |
| 28  | South Canterbury ..                 | 4,719,725      | ..   | 148,990        | 329,086  | 63,260                            | 200,681               | 3,847,677                              | 519,700                                      | 29  |
| 29  | Taranaki ..                         | 1,719,725      | ..   | 50,624         | 137,347  | ..                                | 105,927               | 1,425,767                              | 67,988                                       | 30  |
| 30  | Taranaki ..                         | 7,501,040      | ..   | 260,749        | 392,437  | 1,540,243                         | 205,248               | 5,503,171                              | 690,429                                      | 31  |
| 31  | Tauranga ..                         | 2,597,405      | ..   | 121,563        | 226,286  | ..                                | 79,132                | 2,160,424                              | 57,006                                       | 32  |
| 32  | Te Awamutu ..                       | 12,106,096     | ..   | 903,907        | 1,716,356                                      | 142,245                           | 621,639               | 8,721,959                              | 597,738                                      | 33  |
| 33  | Thames Valley ..                    | 25,376,850     | ..   | 256,472        | 4,479,412                                      | 68,476                            | 242,592               | 4,329,906                              | 281,120                                      | 34  |
| 34  | Waikato ..                          | 6,005,816      | ..   | 149,463        | 592,001  | ..                                | 363,645               | 4,000,707                              | 325,039                                      | 35  |
| 35  | Waikato ..                          | 1,407,115      | ..   | 1,061          | 64,437   | ..                                | 41,908                | 1,299,709                              | 21,274                                       | 36  |
| 36  | Waikato ..                          | 1,096,267      | ..   | 103,165        | 98,194   | 10,076                            | 31,125                | 853,767                                | 92,426                                       | 37  |
| 37  | Waikato ..                          | 4,736,254      | ..   | 286,953        | 916,835  | 80,352                            | 275,461               | 3,171,617                              | 173,107                                      | 38  |
| 38  | Waikato ..                          | 19,013,833     | ..   | 1,068,105      | 641,160  | 3,093                             | 275,614               | 16,575,053                             | 1,332,301                                    | 39  |
| 39  | Waikato ..                          | 3,635,439      | ..   | 409,814        | 241,621  | 123,455                           | 181,923               | 3,066,349                              | 115,142                                      | 40  |
| 40  | Waikato ..                          | 9,069,550      | ..   | 19,358         | 36,270   | 6,858                             | 421,196               | 7,209,874                              | 575,667                                      | 41  |
| 41  | Westland ..                         | 843,067        | 425  | 14,690,163     | 23,360,054                                     | 4,493,582                         | 64,348                | 715,808                                | 53,023                                       | 42  |
|     |                                     | 278,889,120    | 7,904                                      | 14,690,163     | 23,360,054                                     | 4,493,582                         | 12,100,325            | 224,236,292                            | 15,039,337                                   | 43  |

(For notes see page 21.)

TABLE X (PART II)—ANALYSIS OF ASSETS FOR THE YEAR ENDED 31 MARCH 1970—continued

| No. | Supply Authorities                           | Total         | Appropriation Account Deficit <sup>1</sup> | Assets         |  |                                   |                       |  | Annual Increase in Total Capital Expenditure | No. |
|-----|--|---------------|--|----------------|--|-----------------------------------|-----------------------|--|--|-----|
|     |  |               |  | Sundry Debtors | Revenue and Reserve Funds—Cash and Investments | Loan Account—Cash and Investments | Stocks and Materials* | Total Capital Expenditure <sup>7</sup> |  |     |
| 1   | Christchurch                                 | \$ 27,770,809 | \$   | \$ 889,002     | \$ 2,262,844                                   | \$                                | \$ 833,117            | \$ 23,773,846                          | \$ 1,756,172                                 | 1   |
| 2   | Dunedin                                      | 26,717,149    | ..   | 631,213        | 6,101,461                                      | 210,096                           | 1,147,910             | 20,626,469                             | 972,684                                      | 2   |
| 3   | Hamilton                                     | 3,773,373     | ..   | 71,983         | 1,330,228                                      | ..                                | 45,006                | 2,326,156                              | 108,944                                      | 3   |
| 4   | Invercangill                                 | 3,545,300     | ..   | 216,855        | 57,791   | ..                                | 170,618               | 3,021,445                              | 245,339                                      | 4   |
| 5   | Napier                                       | 1,779,622     | ..   | 87,781         | 129,638  | 16,523                            | 90,115                | 1,455,565                              | 242,310                                      | 5   |
| 6   | Nelson                                       | 1,606,986     | ..   | 121,251        | 105,234  | ..                                | 27,895                | 1,272,606                              | 98,922                                       | 6   |
| 7   | New Plymouth                                 | 3,743,784     | ..   | 131,198        | 61,535   | 50,000                            | 973,250               | 311,802                                | 311,802                                      | 7   |
| 8   | Porirua                                      | 3,468,453     | ..   | 185,245        | 559,352  | ..                                | 134,482               | 2,509,374                              | 97,812                                       | 8   |
| 9   | Tairātea North                               | 3,628,284     | ..   | 79,471         | 395,150  | 1,768,937                         | 25,497                | 1,562,239                              | 245,757                                      | 9   |
| 10  | Tairātea South                               | 1,942,466     | ..   | 86,147         | 81,793   | 6,678                             | 120,723               | 1,644,925                              | 117,631                                      | 10  |
| 11  | Wellington                                   | 18,731,858    | ..   | 697,854        | 2,174,858                                      | 505,000                           | 576,292               | 14,783,854                             | 1,027,203                                    | 11  |
| 12  | Whangarei                                    | 1,073,810     | ..   | 73,733         | 135,305  | ..                                | 76,132                | 14,788,640                             | 19,463                                       | 12  |
|     |  | 99,990,104    | ..   | 3,271,733      | 13,492,189                                     | 2,638,225                         | 3,615,037             | 76,972,920                             | 5,244,039                                    |     |
| 1   | Bluff  | 260,248       | ..   | 22,224         | 16,200   | ..                                | 31,540                | 198,284                                | 9,067  | 1   |
| 2   | Inglewood <sup>1,2</sup>                     | 124,751       | ..   | 10,330         | 13,061   | ..                                | 2,839                 | 98,521                                 | 7,161  | 2   |
| 3   | Kaitiaki                                     | 267,071       | ..   | 31,145         | 24,432   | 3,453                             | 107,915               | 16,129                                 | 16,129                                       | 3   |
| 4   | Lyttelton                                    | 385,675       | ..   | 22,521         | 136,998  | ..                                | 5,706                 | 220,450                                | 14,711*                                      | 4   |
| 5   | Rangiora                                     | 428,916       | ..   | 17,929         | 22,689   | 6,967                             | 24,360                | 356,971                                | 14,506                                       | 5   |
| 6   | Riccarton                                    | 800,081       | ..   | 62,363         | 165,172  | 20,765                            | 9,344                 | 542,437                                | 33,391                                       | 6   |
| 7   | Sturford <sup>1,2</sup>                      | 500,045       | ..   | 60,748         | 6,225  | ..                                | 3,290                 | 430,582                                | 8,426*                                       | 7   |
| 8   | Taharua                                      | 181,878       | ..   | 16,752         | 26,270   | ..                                | 8,592                 | 130,264                                | 5,643  | 8   |
| 9   | Tairātea                                     | 671,817       | ..   | 24,075         | 80,079   | ..                                | 13,386                | 536,277                                | 177,946                                      | 9   |
| 10  | Taupo  | 2,301,322     | ..   | 59,549         | 102,934  | ..                                | 120,739               | 2,018,700                              | 163,159                                      | 10  |
| 11  | Te Araroa                                    | 938,802       | ..   | 10,964         | 44,981   | ..                                | 19,294                | 158,563                                | 8,414  | 11  |
| 12  | Thames                                       | 319,817       | ..   | 27,267         | 39,947   | 10,347                            | 29,657                | 213,599                                | 5,758  | 12  |
| 13  | Waipā  | 289,508       | ..   | 3,917          | 61,561   | ..                                | 5,654                 | 216,376                                | 13,534                                       | 13  |
| 14  | Waiuku                                       | 888,555       | ..   | 25,263         | 101,695  | 6,841                             | 94,191                | 660,565                                | 24,360                                       | 14  |
|     |  | 7,663,086     | ..   | 397,047        | 856,644  | 48,373                            | 389,518               | 5,969,504                              | 455,931                                      |     |
| 1   | Heathcote                                    | 403,334       | 14,122                                     | 27,318         | 4,971  | ..                                | 15,483                | 341,440                                | 18,251                                       | 1   |
| 2   | Kaitiaki                                     | 453,941       | ..   | 28,880         | 7,370  | 63,290                            | 14,912                | 338,489                                | 11,904                                       | 2   |
| 3   | Mackenzie                                    | 384,294       | ..   | 29,974         | 11,854   | 3,108                             | 1,625                 | 337,653                                | 5,577  | 3   |
|     |  | 1,241,569     | 14,122                                     | 87,172         | 24,195   | 66,478                            | 32,020                | 1,017,582                              | 35,792                                       |     |
| 1   | Rotorua Electric Supply                      | 5,204,069     | ..   | 127,346        | 1,241,014                                      | ..                                | 208,200               | 3,708,229                              | 135,488                                      | 1   |
| 2   | Southland Electric Power Supply <sup>4</sup> | ..            | ..   | ..             | ..   | ..                                | ..                    | ..                                     | ..   | 2   |
|     |  | 5,204,069     | ..   | 127,346        | 1,241,014                                      | ..                                | 208,200               | 3,708,229                              | 135,488                                      |     |
|     | GRAND TOTALS                                 | 1,370,480,944 | 22,026                                     | 36,977,161     | 38,976,896                                     | 7,246,658                         | 20,975,076            | 1,258,283,127                          | 82,860,258                                   |     |

NOTES—<sup>1</sup>Includes capital reserves. <sup>2</sup>Includes capital contributions by consumers. <sup>3</sup>Includes Southland Electric Power Supply. <sup>4</sup>Included with New Zealand Electricity Department. <sup>5</sup>Net surplus after allowing for losses in gas operation. <sup>6</sup>Subject to revaluation. <sup>7</sup>Subject to auditing adjustments after table published. <sup>8</sup>Includes gas main deficit. <sup>9</sup>Net decrease due to sale of assets and written-off assets. <sup>10</sup>Includes Ohakune Borough Council purchased 1 April 1969. <sup>11</sup>Includes Rācchi Borough Council purchased 1 April 1969. <sup>12</sup>Purchased by Taranaki Electric Power Board, 4 February 1970. <sup>13</sup>Purchased by Taranaki Electric Power Board, 4 February 1970.

TABLE XI (PART I)—ANALYSIS OF CONSUMPTION OF ENERGY FOR THE YEAR ENDED 31 MARCH 1970

| No. | Supply Authorities                              | Group 1—Domestic |            |                       |           |                            |                | Group 2—Commercial |                       |           |                            |                |           | Group 4—Farming       |           |                            |        | No. |
|-----|---|------------------|------------|-----------------------|-----------|----------------------------|----------------|--------------------|-----------------------|-----------|----------------------------|----------------|-----------|-----------------------|-----------|----------------------------|--------|-----|
|     |   | Units Consumed   | Revenue    | Revenue Per Unit Sold | Consumers | Average Units Per Consumer | Units Consumed | Revenue            | Revenue Per Unit Sold | Consumers | Average Units Per Consumer | Units Consumed | Revenue   | Revenue Per Unit Sold | Consumers | Average Units Per Consumer |        |     |
|     |   | kWh              | \$         | c                     | Number    | kWh                        | \$             | c                  | Number                | kWh       | \$                         | c              | Number    | kWh                   | \$        | c                          | Number |     |
| 1   | New Zealand Electricity Department <sup>1</sup> | 139,536,249      | 1,857,993  | 1.332                 | 20,914    | 6.672                      | 36,041,950     | 620,523            | 1.722                 | 3,049     | 11,821                     | 4,706,864      | 87,196    | 1.682                 | 2,044     | 2,303                      | i      |     |
| 1   | Power Boards                                    |                  |            |                       |           |                            |                |                    |                       |           |                            |                |           |                       |           |                            |        |     |
| 2   | Aurichyst                                       | 1,846,985        | 34,748     | 1.881                 | 329       | 5.614                      | 1,190,215      | 25,728             | 2.162                 | 82        | 14,515                     | 894,713        | 15,029    | 1.872                 | 99        | 8,330                      | 1      |     |
| 3   | Ashburton                                       | 70,044,398       | 712,613    | 1.017                 | 8,343     | 8.396                      | 10,460,355     | 200,808            | 1.920                 | 1,072     | 9,748                      | 813,704        | 30,735    | 3.780                 | 1,466     | 555                        | 2      |     |
| 4   | Auckland  | 924,245,120      | 9,478,251  | 1.028                 | 139,059   | 6.632                      | 335,291,912    | 200,765            | 1.837                 | 22,492    | 2,707                      | 8,917,665      | 169,832   | 1.904                 | 2,002     | 9,568                      | 3      |     |
| 5   | Bay of Islands                                  | 59,777,749       | 738,353    | 1.248                 | 6,149     | 6.468                      | 12,264,134     | 6,159,765          | 2.439                 | 1,632     | 7,515                      | 10,361,470     | 212,361   | 2.050                 | 968       | 5,176                      | 4      |     |
| 6   | Bay of Plenty                                   | 35,360,749       | 668,283    | 1.207                 | 8,066     | 6.867                      | 12,107,413     | 248,220            | 2.050                 | 1,644     | 7,365                      | 12,952,740     | 222,605   | 1.718                 |           | 13,381                     | 5      |     |
| 7   | Buller  | 9,841,409        | 136,631    | 1.388                 | 2,760     | 3.566                      | 3,475,325      | 99,894             | 2.874                 | 501       | 6,937                      | 959,292        | 13,631    | 1.421                 | 144       | 6,662                      | 6      |     |
| 8   | Central Canterbury                              | 23,642,187       | 246,210    | 1.041                 | 2,190     | 7.411                      | 3,293,478      | 74,294             | 2.256                 | 512       | 6,432                      | 4,255,511      | 66,193    | 1.500                 | 1,865     | 5,742                      | 7      |     |
| 9   | Central Hawke's Bay                             | 31,532,027       | 375,019    | 1.060                 | 11,809    | 7.787                      | 39,887,869     | 629,187            | 1.577                 | 1,437     | 97,756                     | 10,709,834     | 160,875   | 2.876                 | 941       | 1,451                      | 8      |     |
| 10  | Central Waikato                                 | 38,695,027       | 412,696    | 1.067                 | 4,311     | 8.976                      | 6,136,028      | 177,227            | 2.073                 | 625       | 6,618                      | 1,365,232      | 39,265    | 1.784                 | 3,318     | 6,751                      | 9      |     |
| 11  | Dannevirke                                      | 149,344,220      | 1,706,572  | 1.141                 | 23,030    | 6.491                      | 25,673,360     | 535,215            | 2.068                 | 1,046     | 14,016                     | 22,398,636     | 399,622   | 1.794                 |           | 3,139                      | 10     |     |
| 12  | Egmont  | 31,069,189       | 348,200    | 1.120                 | 3,986     | 7.780                      | 5,485,508      | 136,178            | 2.463                 | 631       | 8,693                      | 3,365,446      | 66,508    | 1.976                 | 1,072     | 2,246                      | 11     |     |
| 13  | Franklin  | 62,236,546       | 82,237     | 0.939                 | 7,769     | 8.019                      | 3,818,930      | 210,068            | 2.362                 | 1,303     | 8,950                      | 17,698,140     | 315,428   | 1.782                 | 2,246     | 7,880                      | 12     |     |
| 14  | Golden Bay                                      | 7,362,918        | 83,652     | 1.166                 | 10,369    | 5.468                      | 6,136,028      | 177,227            | 2.073                 | 625       | 6,618                      | 1,365,232      | 39,265    | 1.784                 | 3,318     | 6,751                      | 13     |     |
| 15  | Grey  | 24,955,887       | 281,250    | 1.127                 | 3,717     | 4.365                      | 7,861,910      | 283,243            | 2.585                 | 1,257     | 6,234                      | 1,682,786      | 25,181    | 1.486                 |           | 616                        | 14     |     |
| 16  | Hawke's Bay                                     | 185,809,603      | 2,069,771  | 1.113                 | 25,626    | 7.425                      | 34,649,731     | 733,241            | 2.116                 | 2,589     | 13,352                     | 5,014,010      | 129,884   | 2.500                 | 1,657     | 3,026                      | 15     |     |
| 17  | Horowhenua                                      | 108,624,949      | 1,269,446  | 1.168                 | 17,194    | 6.057                      | 30,101,661     | 631,669            | 2.166                 | 2,030     | 14,876                     | 4,321,675      | 89,939    | 2.081                 | 1,739     | 5,470                      | 16     |     |
| 18  | King Country <sup>2</sup>                       | 420,074,387      | 4,522,964  | 1.077                 | 51,056    | 6.115                      | 87,865,087     | 1,783,896          | 2.008                 | 5,370     | 16,382                     | 1,399,989      | 15,806    | 2.272                 | 2,823     | 6,140                      | 17     |     |
| 19  | Manawatu-Oroua                                  | 30,519,073       | 872,353    | 1.082                 | 11,086    | 7.272                      | 23,592,020     | 431,575            | 1.882                 | 1,181     | 20,313                     | 11,967,194     | 221,254   | 1.049                 | 2,878     | 4,158                      | 18     |     |
| 20  | Marlborough                                     | 60,134,102       | 671,431    | 1.116                 | 8,851     | 6.794                      | 16,786,617     | 385,162            | 2.294                 | 1,149     | 14,610                     | 2,335,954      | 46,331    | 1.983                 | 781       | 2,991                      | 19     |     |
| 21  | North Auckland                                  | 89,765,058       | 1,051,165  | 1.212                 | 14,277    | 6.077                      | 11,899,037     | 289,492            | 2.433                 | 1,584     | 7,382                      | 23,124,357     | 351,770   | 1.521                 | 3,304     | 6,989                      | 20     |     |
| 22  | North Canterbury                                | 47,696,839       | 578,547    | 1.213                 | 6,697     | 6.916                      | 8,332,989      | 139,458            | 1.674                 | 843       | 9,485                      | 5,307,269      | 93,852    | 1.931                 | 1,615     | 2,924                      | 21     |     |
| 23  | Otago Central                                   | 69,562,905       | 692,872    | 1.144                 | 9,400     | 6.443                      | 17,253,240     | 332,628            | 1.934                 | 1,459     | 11,825                     | 3,140,457      | 32,375    | 1.260                 | 1,946     | 1,614                      | 22     |     |
| 24  | Poverty Bay                                     | 44,958,315       | 461,070    | 1.026                 | 6,640     | 7.443                      | 19,290,157     | 306,823            | 1.590                 | 804       | 23,993                     | 1,732,909      | 21,835    | 1.260                 | 642       | 2,699                      | 23     |     |
| 25  | South Canterbury                                | 91,203,139       | 1,064,330  | 1.167                 | 13,831    | 6.594                      | 18,861,076     | 556,779            | 2.952                 | 3,514     | 5,367                      | 622,022        | 38,505    | 6.190                 | 1,646     | 378                        | 24     |     |
| 26  | Tairāhiti                                       | 75,453,446       | 991,571    | 1.350                 | 11,369    | 6.461                      | 6,203,162      | 158,526            | 2.556                 | 1,829     | 4,663                      | 1,434,104      | 19,360    | 1.450                 | 2,371     | 2,969                      | 25     |     |
| 27  | Tairāhiti                                       | 43,536,980       | 448,977    | 0.944                 | 7,696     | 6.225                      | 5,115,707      | 97,878             | 1.913                 | 1,097     | 6,399                      | 15,624,051     | 229,492   | 2.360                 | 2,371     | 6,590                      | 26     |     |
| 28  | Tairāhiti                                       | 20,964,580       | 291,993    | 1.383                 | 2,007     | 6.972                      | 2,934,375      | 68,574             | 2.336                 | 478       | 6,399                      | 3,072,100      | 72,517    | 2.017                 | 1,843     | 3,094                      | 27     |     |
| 29  | Tairāhiti                                       | 103,469,460      | 1,298,335  | 1.255                 | 16,110    | 6.419                      | 15,217,420     | 361,874            | 2.378                 | 1,573     | 5,774                      | 12,676,610     | 235,657   | 2.017                 | 1,843     | 6,878                      | 28     |     |
| 30  | Tairāhiti                                       | 42,497,796       | 431,035    | 1.012                 | 5,656     | 7.531                      | 8,903,137      | 166,792            | 1.874                 | 798       | 11,157                     | 11,664,392     | 182,938   | 1.568                 | 1,487     | 4,487                      | 29     |     |
| 31  | Tairāhiti                                       | 141,371,874      | 1,868,754  | 1.328                 | 12,887    | 6.662                      | 31,679,150     | 600,148            | 1.874                 | 3,573     | 8,066                      | 41,684,931     | 650,364   | 1.561                 | 4,487     | 6,719                      | 30     |     |
| 32  | Tairāhiti                                       | 96,107,115       | 1,046,779  | 1.069                 | 11,642    | 7.592                      | 18,518,323     | 304,754            | 2.078                 | 1,882     | 10,306                     | 6,972,714      | 137,697   | 1.975                 | 1,946     | 4,044                      | 31     |     |
| 33  | Tairāhiti                                       | 88,391,350       | 1,121,591  | 1.307                 | 11,202    | 7.258                      | 1,075,720      | 20,256             | 1.883                 | 1,197     | 3,460                      | 6,693,059      | 17,079    | 2.464                 | 1,456     | 1,456                      | 32     |     |
| 34  | Tairāhiti                                       | 9,305,266        | 121,591    | 1.307                 | 1,202     | 4.894                      | 1,287,940      | 21,459             | 1.653                 | 156       | 8,370                      | 1,457,420      | 28,507    | 1.956                 | 577       | 2,766                      | 33     |     |
| 35  | Tairāhiti                                       | 11,291,610       | 133,031    | 1.178                 | 2,307     | 4.894                      | 13,294,635     | 376,513            | 1.653                 | 156       | 8,370                      | 1,457,420      | 28,507    | 1.956                 | 577       | 2,766                      | 34     |     |
| 36  | Tairāhiti                                       | 58,774,241       | 681,888    | 1.160                 | 6,045     | 7.306                      | 90,203,916     | 1,952,000          | 2.164                 | 6,536     | 13,601                     | 14,820,918     | 299,590   | 2.021                 | 2,547     | 5,819                      | 35     |     |
| 37  | Tairāhiti                                       | 415,166,174      | 5,036,808  | 1.215                 | 68,384    | 6.071                      | 45,068,948     | 1,176,463          | 1.970                 | 3,905     | 9,485                      | 7,411,216      | 135,446   | 3.996                 | 1,390     | 5,332                      | 36     |     |
| 38  | Tairāhiti                                       | 40,101,130       | 450,418    | 1.123                 | 5,252     | 7.637                      | 45,068,948     | 938,155            | 2.082                 | 3,013     | 14,568                     | 2,754,764      | 110,895   | 1.736                 | 2,305     | 3,305                      | 37     |     |
| 39  | Tairāhiti                                       | 146,224,635      | 1,607,183  | 1.099                 | 20,136    | 7.262                      | 45,068,948     | 938,155            | 2.082                 | 3,013     | 14,568                     | 2,754,764      | 110,895   | 1.736                 | 2,305     | 3,305                      | 38     |     |
| 40  | Westland  | 8,035,488        | 108,596    | 1.351                 | 1,737     | 4.626                      | 3,825,121      | 86,227             | 2.254                 | 379       | 10,093                     | 984,105        | 17,088    | 1.787                 | 129       | 7,629                      | 39     |     |
| 41  | Westland  | 4,129,086,207    | 45,982,732 | 1.114                 | 608,264   | 6.788                      | 1,032,051,347  | 20,654,337         | 2.001                 | 81,327    | 12,690                     | 306,103,380    | 5,469,331 | 1.787                 | 59,544    | 5,141                      | 40     |     |

(For notes see page 25.)



TABLE XI (PART I)—ANALYSIS OF CONSUMPTION OF ENERGY FOR THE YEAR ENDED 31 MARCH 1970—continued

| No. | Supply Authorities              | Group 1—Domestic |            |                       |           |                            | Group 2—Commercial |         |                       |           |                            | Group 4—Farming |         |                       |           |                            | No. |
|-----|---------------------------------|------------------|------------|-----------------------|-----------|----------------------------|--------------------|---------|-----------------------|-----------|----------------------------|-----------------|---------|-----------------------|-----------|----------------------------|-----|
|     |                                 | Units Consumed   | Revenue    | Revenue Per Unit Sold | Consumers | Average Units Per Consumer | Units Consumed     | Revenue | Revenue Per Unit Sold | Consumers | Average Units Per Consumer | Units Consumed  | Revenue | Revenue Per Unit Sold | Consumers | Average Units Per Consumer |     |
| 1   | City Councils                   | kWh              | \$         | c                     | Number    | kWh                        | \$                 | c       | Number                | kWh       | \$                         | c               | Number  | kWh                   |           |                            |     |
| 2   | Christchurch                    | 576,984,468      | 5,999,849  | 1,040                 | 72,572    | 7,950                      | 8,524,040          | 2,174   | 7,620                 | 21,330    | 66,327                     | 1,817           | 171     | 3,650,441             | 21,348    |                            |     |
| 3   | Dunedin                         | 309,299,058      | 2,951,492  | 0,954                 | 36,080    | 8,572                      | 1,092,590          | 2,164   | 4,735                 | 16,467    | 59,416                     | 1,763           | 573     | 3,969,506             | 5,880     |                            |     |
| 4   | Hamilton                        | 41,040,650       | 457,440    | 1,115                 | 7,489     | 5,480                      | 37,458,638         | 2,490   | 2,392                 | 19,701    | ..                         | ..              | ..      | ..                    | 3,140     |                            |     |
| 5   | Manawatu                        | 73,170,136       | 742,290    | 1,014                 | 11,790    | 6,206                      | 34,410,203         | 2,074   | 1,731                 | 19,879    | ..                         | ..              | ..      | ..                    | 213,620   |                            |     |
| 6   | Napier                          | 25,529,280       | 296,300    | 1,161                 | 4,248     | 6,010                      | 16,702,613         | 2,163   | 1,168                 | 14,300    | 2,931                      | 1,372           | 1       | ..                    | 1,870     |                            |     |
| 7   | Nelson                          | 36,729,979       | 341,876    | 0,931                 | 5,130     | 7,160                      | 15,077,621         | 2,494   | 1,069                 | 14,104    | 4,335                      | 4,140           | 56      | 104,697               | 9,585     |                            |     |
| 8   | New Plymouth                    | 96,014,179       | 877,501    | 0,914                 | 13,490    | 7,117                      | 49,570,310         | 2,251   | 1,737                 | 11,209    | 149,795                    | 1,505           | 997     | 9,955,095             | 22,865    |                            |     |
| 9   | Palm Beach                      | 94,826,951       | 900,894    | 0,950                 | 13,105    | 7,236                      | 47,521,377         | 2,382   | 2,088                 | 11,941    | 5,092                      | 1,713           | 13      | 297,250               | ..        |                            |     |
| 10  | Tauranga                        | 14,945,140       | 104,563    | 0,700                 | 2,072     | 7,213                      | 13,569,820         | 1,693   | 1,088                 | 12,413    | ..                         | ..              | ..      | ..                    | ..        |                            |     |
| 11  | Timaru                          | 49,422,361       | 545,264    | 1,103                 | 6,767     | 7,303                      | 13,264,884         | 2,295   | 1,395                 | 9,509     | ..                         | ..              | ..      | ..                    | ..        |                            |     |
| 12  | Whangarei                       | 307,327,900      | 2,984,645  | 0,971                 | 41,869    | 7,429                      | 169,805,760        | 2,290   | 9,523                 | 17,933    | 963                        | 3,108           | 21      | 30,980                | 46        |                            |     |
|     | Whangarei                       | 33,136,889       | 310,578    | 0,938                 | 5,007     | 6,618                      | 14,906,867         | 2,602   | 1,313                 | 11,353    | ..                         | ..              | ..      | ..                    | ..        |                            |     |
|     |                                 | 1,658,428,691    | 16,512,792 | 0,996                 | 219,119   | 7,569                      | 607,232,523        | 2,235   | 35,050                | 16,940    | 288,914                    | 1,639           | 1,833   | 17,624,729            | 9,615     |                            |     |
| 1   | Borough Councils                | kWh              | \$         |                       | Number    | kWh                        | \$                 |         | Number                | kWh       | \$                         |                 | Number  | kWh                   |           |                            |     |
| 2   | Bluff                           | 3,882,017        | 55,458     | 1,428                 | 897       | 4,928                      | 3,646,738          | 1,944   | 229                   | 15,924    | 2,017                      | 1,950           | 10      | 103,410               | 10,341    |                            |     |
| 3   | Inglewood*                      | 4,443,339        | 49,048     | 1,104                 | 641       | 6,932                      | 552,091            | 1,948   | 116                   | 8,208     | ..                         | ..              | ..      | ..                    | ..        |                            |     |
| 4   | Kaitiaki                        | 6,115,170        | 91,754     | 1,131                 | 1,065     | 7,420                      | 1,209,450          | 2,024   | 195                   | 9,676     | 12                         | 40,000          | ..      | ..                    | ..        |                            |     |
| 5   | Lyttelton                       | 8,780,012        | 69,731     | 1,028                 | 1,045     | 6,488                      | 2,034,650          | 1,768   | 246                   | 14,868    | 397                        | 2,969           | 1       | 13,370                | 13,370    |                            |     |
| 6   | Rangiora                        | 11,814,271       | 128,718    | 1,090                 | 1,549     | 7,647                      | 2,880,955          | 2,400   | 245                   | 11,710    | ..                         | ..              | ..      | ..                    | ..        |                            |     |
| 7   | Riccarton                       | 21,351,118       | 184,574    | 0,864                 | 2,612     | 8,174                      | 7,754,353          | 2,938   | 359                   | 21,600    | ..                         | ..              | ..      | ..                    | ..        |                            |     |
| 8   | Sturges                         | 11,408,255       | 100,954    | 0,885                 | 1,646     | 6,931                      | 3,776,411          | 1,771   | 353                   | 10,698    | ..                         | ..              | ..      | ..                    | ..        |                            |     |
| 9   | Sturges                         | 5,719,152        | 59,687     | 1,044                 | 760       | 7,525                      | 2,228,082          | 2,952   | 212                   | 10,510    | ..                         | ..              | ..      | ..                    | ..        |                            |     |
| 10  | Tauranga                        | 7,953,082        | 86,850     | 1,106                 | 1,248     | 6,292                      | 4,794,229          | 2,593   | 517                   | 15,124    | 250                        | 1,667           | 15      | 13,569                | 905       |                            |     |
| 11  | Taupo                           | 26,489,438       | 306,890    | 1,158                 | 4,033     | 6,568                      | 8,600,269          | 2,030   | 595                   | 14,454    | 21,949                     | 3,003           | 292     | 730,918               | 2,503     |                            |     |
| 12  | Te Aroha                        | 5,955,682        | 75,440     | 1,267                 | 1,074     | 5,545                      | 3,912,960          | 2,077   | 273                   | 7,005     | 439                        | 1,589           | 11      | 27,620                | 2,511     |                            |     |
| 13  | Thames                          | 11,722,077       | 131,806    | 1,124                 | 1,864     | 6,209                      | 3,257,066          | 1,893   | 372                   | 8,757     | ..                         | ..              | ..      | ..                    | ..        |                            |     |
| 14  | Whakanae                        | 10,806,764       | 130,744    | 1,210                 | 1,494     | 7,233                      | 3,460,113          | 1,655   | 412                   | 8,418     | ..                         | ..              | ..      | ..                    | ..        |                            |     |
|     |                                 | 17,389,107       | 195,556    | 1,124                 | 2,336     | 7,444                      | 6,497,144          | 2,386   | 529                   | 12,282    | ..                         | ..              | ..      | ..                    | ..        |                            |     |
|     |                                 | 159,729,484      | 1,667,210  | 1,084                 | 22,264    | 6,905                      | 53,632,118         | 2,143   | 4,930                 | 12,432    | 25,065                     | 2,820           | 393     | 880,977               | 2,670     |                            |     |
| 1   | County Councils                 | kWh              | \$         |                       | Number    | kWh                        | \$                 |         | Number                | kWh       | \$                         |                 | Number  | kWh                   |           |                            |     |
| 2   | Hentchie                        | 15,649,540       | 147,394    | 0,942                 | 1,698     | 9,216                      | 4,724,060          | 1,713   | 94                    | 50,256    | 3,664                      | 1,393           | 43      | 263,040               | 6,117     |                            |     |
| 3   | Kaitiaki                        | 4,852,540        | 78,016     | 1,608                 | 940       | 5,162                      | 1,706,580          | 1,738   | 214                   | 7,975     | 7,605                      | 1,577           | 117     | 482,225               | 4,122     |                            |     |
|     | Mackenzie                       | 2,092,421        | 29,256     | 1,398                 | 168       | 12,455                     | 54,025             | 1,745   | 60                    | 51,596    | 1,974                      | 1,396           | 36      | 141,179               | 3,922     |                            |     |
|     |                                 | 22,594,501       | 254,656    | 1,127                 | 2,806     | 8,052                      | 9,526,416          | 1,732   | 368                   | 25,807    | 13,244                     | 1,494           | 196     | 886,444               | 4,323     |                            |     |
| 1   | Government Departments          | kWh              | \$         |                       | Number    | kWh                        | \$                 |         | Number                | kWh       | \$                         |                 | Number  | kWh                   |           |                            |     |
| 2   | Rotorua Electric Supply         | 83,876,042       | 871,146    | 1,039                 | 14,295    | 5,868                      | 34,318,972         | 2,159   | 1,100                 | 31,199    | 137,458                    | 2,403           | 820     | 5,720,040             | 6,976     |                            |     |
|     | Southland Electric Power Supply | 122,004,414      | 1,793,435  | 1,470                 | 19,323    | 6,313                      | 29,399,243         | 1,838   | 3,009                 | 9,770     | 87,196                     | 1,852           | 2,044   | 4,706,864             | 2,303     |                            |     |
|     |                                 | 205,880,456      | 2,664,581  | 1,294                 | 33,620    | 6,124                      | 63,718,217         | 2,020   | 4,109                 | 15,507    | 224,654                    | 2,154           | 2,864   | 10,426,904            | 3,641     |                            |     |
|     | GRAND TOTALS                    | 6,187,251,374    | 67,146,529 | 1,085                 | 806,016   | 6,983                      | 1,773,003,326      | 2,082   | 125,801               | 14,085    | 6,021,208                  | 1,792           | 64,770  | 335,930,434           | 5,186     |                            |     |

(For notes see page 25.)



TABLE XI (PART II)—ANALYSIS OF CONSUMPTION OF ENERGY FOR THE YEAR ENDED 31 MARCH 1970

| No. | Supply Authorities                  | Groups 7-18 (Inclusive)—Industrial |        |                        |       |                            |                              | Groups 2-18 (Inclusive)—Non-domestic |            |         |        |                            |            | Groups 1-18 (Inclusive)—Total Retail Sales |         |         |    |                            |        |
|-----|-------------------------------------|------------------------------------|--------|------------------------|-------|----------------------------|------------------------------|--------------------------------------|------------|---------|--------|----------------------------|------------|--|---------|---------|----|----------------------------|--------|
|     |                                     | Units Consumed                     |        | Revenue                |       | Average Units Per Consumer |                              | Units Consumed                       |            | Revenue |        | Average Units Per Consumer |            | Units Consumed                             |         | Revenue |    | Average Units Per Consumer |        |
|     |                                     | kWh                                | Number | \$                     | c     | kWh                        | Number                       | kWh                                  | Number     | \$      | c      | kWh                        | Number     | kWh  | Number  | \$      | c  | kWh                        | Number |
| 1   | NEW ZEALAND ELECTRICITY DEPARTMENT* | 476,074,135 <sup>1,2</sup>         | 264    | 3,208,861              | 0.674 | 1,803,311                  | 597,674,215 <sup>1,2</sup>   | 5,430                                | 4,205,384  | 0.782   | 99,019 | 677,210,464 <sup>1,2</sup> | 6,063,377  | 0.895                                      | 26,342  | 25,708  | 1  |                            |        |
| 2   | POWER BOARDS                        | 423,453                            | 7      | 10,225                 | 2.415 | 60,493                     | 2,448,976                    | 189                                  | 51,476     | 2.102   | 12,958 | 4,255,961                  | 86,924     | 2.007                                      | 518     | 8,293   | 2  |                            |        |
| 3   | Amethyst                            | 8,677,050                          | 32     | 151,024                | 1.740 | 271,158                    | 20,993,944                   | 2,573                                | 405,000    | 1.920   | 8,159  | 1,039,442                  | 1,117,673  | 1.228                                      | 10,916  | 8,340   | 3  |                            |        |
| 4   | Ashburton                           | 573,463,076                        | 1,095  | 6,686,865              | 1.166 | 302,622                    | 951,865,997                  | 25,339                               | 13,348,655 | 1.302   | 37,565 | 1,874,101,700              | 22,827,106 | 1.318                                      | 164,398 | 11,400  | 4  |                            |        |
| 5   | Auckland                            | 17,639,490                         | 36     | 239,086                | 1.340 | 495,541                    | 41,191,594                   | 3,683                                | 768,477    | 1.866   | 11,184 | 100,369,722                | 1,506,950  | 1.501                                      | 10,740  | 7,822   | 5  |                            |        |
| 6   | Bay of Plenty                       | 114,351,152                        | 48     | 867,612                | 0.759 | 2,382,316                  | 139,744,445                  | 2,674                                | 1,351,170  | 0.967   | 52,260 | 195,131,194                | 2,019,453  | 1.035                                      | 10,740  | 18,165  | 6  |                            |        |
| 7   | Buller                              | 17,595,555                         | 42     | 167,702                | 0.953 | 418,942                    | 22,305,274                   | 689                                  | 292,007    | 1.309   | 32,373 | 32,146,683                 | 428,698    | 1.393                                      | 3,449   | 9,320   | 7  |                            |        |
| 8   | Central Canterbury                  | 9,069,895                          | 35     | 54,396                 | 1.895 | 81,997                     | 10,686,677                   | 1,104                                | 197,295    | 1.846   | 9,026  | 34,328,814                 | 443,505    | 1.311                                      | 15,335  | 12,865  | 8  |                            |        |
| 9   | Central Hawke's Bay                 | 52,532,563                         | 189    | 794,013                | 1.511 | 277,540                    | 105,330,205                  | 3,526                                | 1,611,039  | 1.530   | 29,872 | 197,282,912                | 2,866,088  | 1.273                                      | 5,917   | 8,342   | 9  |                            |        |
| 10  | Central Waikato                     | 2,822,811                          | 183    | 43,094                 | 1.524 | 65,540                     | 10,665,071                   | 1,606                                | 215,537    | 2.051   | 6,641  | 49,360,098                 | 628,233    | 1.392                                      | 28,378  | 8,461   | 10 |                            |        |
| 11  | Dannevirke                          | 1,699,405                          | 35     | 31,457                 | 1.851 | 48,554                     | 10,757,071                   | 2,291                                | 238,936    | 2.291   | 6,175  | 41,046,260                 | 587,136    | 1.403                                      | 5,793   | 7,293   | 11 |                            |        |
| 12  | Edmonton                            | 13,733,121                         | 31     | 239,701                | 1.745 | 150,913                    | 40,870,361                   | 2,645                                | 771,190    | 1.867   | 11,213 | 103,166,927                | 1,368,417  | 1.326                                      | 29,570  | 9,039   | 12 |                            |        |
| 13  | Franklin                            | 9,392,128                          | 201    | 134,064                | 1.438 | 46,379                     | 43,300,347                   | 4,676                                | 710,408    | 1.968   | 9,260  | 113,883,162                | 1,533,269  | 1.346                                      | 14,874  | 7,656   | 13 |                            |        |
| 14  | Golden Bay                          | 37,209,196                         | 108    | 268,357                | 0.721 | 361,254                    | 39,769,018                   | 1,604                                | 316,801    | 1.608   | 44,417 | 47,250,336                 | 339,825    | 0.847                                      | 7,070   | 20,855  | 14 |                            |        |
| 15  | Greymouth                           | 13,704,930                         | 88     | 168,969                | 1.232 | 155,738                    | 22,294,592                   | 1,353                                | 367,321    | 1.737   | 16,478 | 47,250,336                 | 668,571    | 1.415                                      | 7,070   | 6,683   | 15 |                            |        |
| 16  | Hawke's Bay                         | 66,885,330                         | 262    | 910,084                | 1.361 | 255,288                    | 108,478,641                  | 4,534                                | 1,825,367  | 1.603   | 23,926 | 294,368,244                | 3,895,198  | 1.393                                      | 29,570  | 9,955   | 16 |                            |        |
| 17  | Horowhenua                          | 8,878,307                          | 31     | 132,267                | 1.460 | 492,776                    | 46,056,162                   | 2,018                                | 929,426    | 2.018   | 16,166 | 154,749,111                | 2,188,872  | 1.421                                      | 20,793  | 7,442   | 17 |                            |        |
| 18  | Hutt Valley                         | 157,642,139                        | 398    | 2,871,647              | 1.822 | 396,086                    | 252,088,421                  | 8,044                                | 4,765,323  | 1.880   | 41,709 | 672,162,944                | 9,268,287  | 1.355                                      | 57,242  | 11,063  | 18 |                            |        |
| 19  | King Country                        | 28,593,109                         | 39     | 443,121 <sup>1,2</sup> | 1.330 | 733,154                    | 43,522,127                   | 1,673                                | 689,225    | 1.608   | 26,014 | 74,440,514                 | 1,038,409  | 1.355                                      | 6,729   | 10,663  | 19 |                            |        |
| 20  | Manawatu-Oroua                      | 36,906,372                         | 163    | 621,504                | 1.684 | 226,419                    | 73,631,794                   | 4,266                                | 1,308,739  | 1.777   | 17,260 | 154,243,867                | 2,181,052  | 1.414                                      | 15,352  | 10,047  | 20 |                            |        |
| 21  | Marlborough                         | 11,281,983                         | 406    | 158,574                | 1.406 | 113,959                    | 31,073,691                   | 2,085                                | 607,000    | 1.954   | 15,270 | 91,207,793                 | 1,278,511  | 1.402                                      | 10,866  | 8,378   | 21 |                            |        |
| 22  | North Auckland                      | 92,837,235                         | 108    | 750,997                | 0.809 | 859,604                    | 128,358,377                  | 5,040                                | 1,468,707  | 1.096   | 25,468 | 215,123,435                | 2,457,872  | 1.365                                      | 19,317  | 11,136  | 22 |                            |        |
| 23  | North Canterbury                    | 8,656,868                          | 31     | 139,551                | 1.612 | 173,137                    | 22,802,307                   | 2,728                                | 383,533    | 1.682   | 8,359  | 70,499,146                 | 962,950    | 1.372                                      | 12,853  | 7,324   | 23 |                            |        |
| 24  | Otago Central                       | 13,730,549                         | 1.693  | 232,775                | ..    | 429,080                    | 34,868,846                   | 1,458                                | 616,376    | 1.768   | 10,080 | 70,005,225 <sup>1,2</sup>  | 1,309,350  | 1.200                                      | 7,498   | 9,336   | 24 |                            |        |
| 25  | Poverty Bay                         | 19,025,415                         | 64     | 240,314                | 1.355 | 277,147                    | 38,092,584                   | 2,236                                | 851,653    | 2.236   | 7,253  | 129,295,723                | 1,915,893  | 1.482                                      | 19,083  | 6,775   | 25 |                            |        |
| 26  | South Canterbury                    | 20,107,573                         | 92     | 291,103                | 1.448 | 407,630                    | 27,684,464                   | 3,572                                | 518,127    | 1.872   | 20,341 | 101,137,910                | 1,508,668  | 1.493                                      | 12,700  | 7,945   | 26 |                            |        |
| 27  | Taranaki                            | 1,891,440                          | 32     | 46,188                 | 2.442 | 218,560                    | 41,297,180                   | 1,506                                | 191,394    | 2.378   | 11,561 | 88,834,160                 | 1,074,847  | 1.210                                      | 4,513   | 6,429   | 27 |                            |        |
| 28  | Tairātea                            | 15,972,230                         | 123    | 249,150                | 1.360 | 129,856                    | 44,626,890                   | 3,543                                | 894,805    | 2.005   | 12,596 | 148,096,350                | 2,193,140  | 1.481                                      | 19,661  | 7,532   | 28 |                            |        |
| 29  | Te Awamutu                          | 2,711,312                          | 22     | 37,682                 | 1.880 | 123,241                    | 23,720,067                   | 5,252                                | 394,962    | 1.665   | 9,237  | 66,317,803                 | 826,057    | 1.246                                      | 8,224   | 15,064  | 29 |                            |        |
| 30  | Thames Valley                       | 265,836,852                        | 227    | 2,216,490              | 0.775 | 1,259,193                  | 360,802,133                  | 6,302                                | 3,503,900  | 0.971   | 43,460 | 502,174,007                | 5,164,742  | 1.028                                      | 32,389* | 8,564   | 30 |                            |        |
| 31  | Waikato                             | 15,934,249                         | 109    | 292,441                | 1.895 | 79,671                     | 35,237,582                   | 3,025                                | 2,044      | 2.044   | 11,649 | 121,344,697                | 1,368,268  | 1.404                                      | 15,912  | 7,626   | 31 |                            |        |
| 32  | Waikato                             | 18,127,000                         | 4      | 284,604                | 1.570 | 166,303                    | 48,535,335                   | 3,680                                | 818,459    | 2.880   | 11,830 | 131,926,685                | 1,865,268  | 1.414                                      | 15,322  | 8,610   | 32 |                            |        |
| 33  | Waikato                             | 431,991                            | 4      | 7,660                  | 1.773 | 107,998                    | 2,236,520                    | 2,048                                | 45,811     | 2.048   | 3,299  | 11,541,786                 | 167,402    | 1.450                                      | 1,960   | 5,889   | 33 |                            |        |
| 34  | Waikato                             | 3,565,725                          | 11     | 51,564                 | 1.446 | 324,157                    | 6,408,085                    | 704                                  | 103,729    | 1.619   | 9,102  | 17,699,695                 | 236,760    | 1.338                                      | 3,011   | 5,878   | 34 |                            |        |
| 35  | Waikato                             | 14,928,647                         | 58     | 292,158                | 1.912 | 30,936,957                 | 30,936,957                   | 1,945                                | 665,264    | 2.151   | 15,906 | 89,711,198                 | 1,374,452  | 1.502                                      | 9,990   | 8,900   | 35 |                            |        |
| 36  | Waikato                             | 20,270,543                         | 537    | 752,579                | 1.916 | 73,130                     | 149,646,199                  | 9,667                                | 3,185,744  | 2.129   | 15,448 | 64,612,373                 | 8,222,342  | 1.436                                      | 78,071  | 9,059   | 36 |                            |        |
| 37  | Waikato                             | 11,736,590                         | 62     | 197,567                | 1.683 | 189,300                    | 28,921,528                   | 2,368                                | 3,159,698  | 1.707   | 12,213 | 219,413,048                | 3,021,558  | 1.405                                      | 25,622  | 8,485   | 37 |                            |        |
| 38  | Waikato                             | 21,974,779                         | 150    | 343,260                | 1.562 | 146,498                    | 71,188,413                   | 5,486                                | 1,414,175  | 1.986   | 15,676 | 16,385,012                 | 281,334    | 1.717                                      | 2,269   | 7,221   | 38 |                            |        |
| 39  | Waikato                             | 3,356,020                          | 20     | 63,545                 | 1.893 | 167,801                    | 8,349,524                    | 2,069                                | 172,748    | 2.069   | 15,694 | 16,385,012                 | 281,334    | 1.717                                      | 2,269   | 7,221   | 39 |                            |        |
| 40  | Westland                            | 1,628,148,384 <sup>1,2</sup>       | 5,923  | 22,457,843             | 1.228 | 308,652                    | 3,239,381,966 <sup>1,2</sup> | 147,402                              | 49,807,469 | 1.539   | 21,976 | 7,368,468,173              | 95,790,201 | 1.301                                      | 755,666 | 9,751   | 40 |                            |        |
| 41  | Westland                            | ..                                 | ..     | ..                     | ..    | ..                         | ..                           | ..                                   | ..         | ..      | ..     | ..                         | ..         | ..   | ..      | ..      | .. | ..                         | 41     |

(For notes see page 25.)

TABLE XI (PART II)—ANALYSIS OF CONSUMPTION OF ENERGY FOR THE YEAR ENDED 31 MARCH 1970—continued

| No. | Supply Authorities              | Groups 7-18 (Inclusive)—Industrial |            |                       |           | Groups 2-18 (Inclusive)—Non-domestic |                |         |                       | Groups 1-18 (Inclusive)—Total Retail Sales |                |         |                       | No.    |
|-----|---------------------------------|------------------------------------|------------|-----------------------|-----------|--------------------------------------|----------------|---------|-----------------------|--|----------------|---------|-----------------------|--------|
|     |                                 | Units Consumed                     | Revenue    | Revenue Per Unit Sold | Consumers | Average Units Per Consumer           | Units Consumed | Revenue | Revenue Per Unit Sold | Consumers                                  | Units Consumed | Revenue | Revenue Per Unit Sold |        |
| 1   | City Councils                   | kWh                                | \$         | c                     | Number    | kWh                                  | \$             | c       | Number                | kWh  | \$             | c       | Number                | kWh    |
| 2   | Christchurch                    | 95,168,408                         | 1,622,701  | 1.705                 | 640       | 269,700,895                          | 5,443,836      | 2.018   | 8,437                 | 846,665,363                                | 11,443,685     | 1.352   | 81,009                | 10,452 |
| 3   | Dunedin                         | 81,494,359                         | 1,341,143  | 1.646                 | 468       | 178,819,040                          | 3,362,267      | 1.880   | 5,790                 | 468,118,098                                | 6,313,739      | 1.293   | 41,870                | 11,658 |
| 4   | Hamilton                        | 9,430,570                          | 161,554    | 1.713                 | 111       | 43,835,850                           | 974,412        | 2.223   | 2,504                 | 89,876,500                                 | 1,431,859      | 1.607   | 9,993                 | 8,494  |
| 5   | Invercargill                    | 5,337,099                          | 96,994     | 1.817                 | 85        | 22,420,893                           | 834,931        | 1.902   | 1,818                 | 115,291,029                                | 1,577,221      | 1.368   | 13,668                | 8,472  |
| 6   | Napier                          | 4,370,240                          | 74,383     | 1.702                 | 34        | 22,440,833                           | 448,957        | 2.001   | 1,204                 | 47,970,113                                 | 1,745,257      | 1.534   | 5,452                 | 8,799  |
| 7   | Nelson                          | 4,704,482                          | 90,483     | 1.923                 | 80        | 20,682,534                           | 487,001        | 2.357   | 1,275                 | 57,392,513                                 | 828,877        | 1.444   | 6,495                 | 8,968  |
| 8   | New Plymouth                    | 24,419,620                         | 337,814    | 1.383                 | 348       | 55,480,616                           | 931,818        | 1.698   | 3,094                 | 151,494,795                                | 1,819,319      | 1.201   | 16,574                | 9,140  |
| 9   | Palmerston North                | 11,752,675                         | 184,678    | 1.571                 | 204       | 40,196,134                           | 851,472        | 2.118   | 2,520                 | 135,023,085                                | 1,752,366      | 1.298   | 15,625                | 8,641  |
| 10  | Tauranga                        | 8,399,088                          | 152,314    | 1.692                 | 340       | 14,459,264                           | 241,615        | 1.671   | 1,089                 | 73,306,404                                 | 1,346,178      | 1.177   | 3,161                 | 9,302  |
| 11  | Timaru                          | 37,185,250                         | 509,818    | 1.371                 | 201       | 24,463,972                           | 477,168        | 1.950   | 1,736                 | 73,886,233                                 | 1,022,432      | 1.364   | 8,503                 | 8,689  |
| 12  | Wellington                      | 4,833,283                          | 70,657     | 1.462                 | 22        | 21,042,280                           | 472,872        | 2.247   | 1,396                 | 527,825,550                                | 7,594,941      | 1.426   | 51,117                | 10,326 |
| 13  | Whangarei                       | 287,695,074                        | 4,642,539  | 1.614                 | 2,593     | 953,719,961                          | 19,076,645     | 2.000   | 40,541                | 54,101,169                                 | 7,783,550      | 1.416   | 6,343                 | 8,542  |
| 14  | GRAND TOTALS                    | 2,694,320,010*                     | 30,981,236 | 1.176                 | 9,189     | 4,085,885,473*                       | 76,107,111     | 1.559   | 200,607               | 11,073,136,847*                            | 143,253,640    | 1.294   | 1,086,701             | 10,190 |
| 1   | Borough Councils                | kWh                                | \$         | c                     | Number    | kWh                                  | \$             | c       | Number                | kWh  | \$             | c       | Number                | kWh    |
| 2   | Bluff                           | 2,247,883                          | 39,726     | 1.767                 | 46        | 3,795,513                            | 72,369         | 1.907   | 240                   | 7,677,530                                  | 127,827        | 1.665   | 1,137                 | 6,752  |
| 3   | Inglewood                       | 1,084,620                          | 18,607     | 1.716                 | 18        | 3,460,744                            | 61,546         | 1.778   | 173                   | 7,304,083                                  | 110,594        | 1.399   | 814                   | 9,710  |
| 4   | Kaipoi                          | 1,639,450                          | 40,371     | 2.466                 | 61        | 2,479,160                            | 44,936         | 1.812   | 144                   | 10,394,330                                 | 136,680        | 1.290   | 1,209                 | 8,763  |
| 5   | Rangiora                        | 305,245                            | 6,425      | 2.098                 | 12        | 4,710,322                            | 90,996         | 2.133   | 254                   | 11,490,334                                 | 160,695        | 1.382   | 1,299                 | 8,846  |
| 6   | Riccarton                       | 9,224,730                          | 135,211    | 1.466                 | 26        | 35,425,810                           | 81,984         | 2.392   | 260                   | 15,240,081                                 | 210,682        | 1.382   | 1,809                 | 8,424  |
| 7   | Stratford                       | 1,122,725                          | 23,727     | 2.118                 | 16        | 1,490,226                            | 315,328        | 1.803   | 389                   | 38,941,344                                 | 499,902        | 1.287   | 3,001                 | 12,943 |
| 8   | Talpahe                         | 21,275                             | 377        | 3.417                 | 7         | 5,305,521                            | 93,331         | 1.759   | 162                   | 16,713,776                                 | 194,285        | 1.162   | 2,016                 | 8,290  |
| 9   | Taumarunui                      | 409,763                            | 9,995      | 2.459                 | 33        | 2,500,237                            | 68,834         | 2.553   | 223                   | 13,407,389                                 | 138,521        | 1.564   | 2,983                 | 8,362  |
| 10  | Taupo                           | 6,690,828                          | 105,110    | 1.571                 | 50        | 16,821,155                           | 310,371        | 1.845   | 368                   | 43,310,593                                 | 617,261        | 1.425   | 4,979                 | 8,659  |
| 11  | Te Aroha                        | 1,400,400                          | 20,492     | 1.463                 | 18        | 4,270,814                            | 62,892         | 1.471   | 303                   | 10,226,496                                 | 138,272        | 1.352   | 1,377                 | 7,427  |
| 12  | Thames                          | 4,086,102                          | 48,014     | 1.175                 | 23        | 7,600,052                            | 116,615        | 1.534   | 396                   | 19,392,129                                 | 248,421        | 1.266   | 2,260                 | 8,550  |
| 13  | Waeroa                          | 846,180                            | 18,492     | 2.185                 | 46        | 4,635,618                            | 82,221         | 1.774   | 459                   | 15,442,392                                 | 212,965        | 1.379   | 1,953                 | 7,907  |
| 14  | Whakatane                       | 590,520                            | 15,390     | 2.606                 | 21        | 7,652,479                            | 180,224        | 2.355   | 551                   | 25,041,366                                 | 575,780        | 1.501   | 2,887                 | 6,674  |
| 1   | County Councils                 | kWh                                | \$         | c                     | Number    | kWh                                  | \$             | c       | Number                | kWh  | \$             | c       | Number                | kWh    |
| 2   | Heathcote                       | 6,104,931                          | 65,240     | 1.069                 | 1         | 11,508,545                           | 154,802        | 1.345   | 140                   | 27,158,085                                 | 302,186        | 1.113   | 1,838                 | 14,776 |
| 3   | Kaikoura                        | 392,155                            | 6,220      | 1.586                 | 16        | 2,705,960                            | 46,500         | 1.722   | 347                   | 7,558,300                                  | 124,606        | 1.648   | 1,207                 | 5,873  |
| 4   | Mackenzie                       | 6,497,086                          | 71,460     | 1.100                 | 17        | 3,236,955                            | 55,999         | 1.730   | 96                    | 5,329,376                                  | 85,255         | 1.600   | 1,264                 | 20,187 |
| 1   | Government Departments          | kWh                                | \$         | c                     | Number    | kWh                                  | \$             | c       | Number                | kWh  | \$             | c       | Number                | kWh    |
| 2   | Rotorua Electric Supply         | 6,234,630                          | 114,554    | 1.837                 | 91        | 47,955,912                           | 1,036,567      | 2.162   | 2,027                 | 131,831,945                                | 1,907,733      | 1.447   | 16,322                | 8,077  |
| 3   | Southland Electric Power Supply | 51,351,846                         | 809,047    | 1.575                 | 255       | 86,512,229                           | 1,460,510      | 1.688   | 5,378                 | 208,516,643                                | 3,253,945      | 1.560   | 24,703                | 8,441  |
| 4   | GRAND TOTALS                    | 57,586,476                         | 923,581    | 1.604                 | 346       | 134,468,141                          | 2,497,097      | 1.857   | 7,405                 | 340,348,597                                | 5,161,678      | 1.516   | 41,025                | 8,296  |

Notes—<sup>1</sup>Includes Southland Electric Power Supply. <sup>2</sup>Also included with New Zealand Electricity Department. <sup>3</sup>Includes Ohangine Borough Council purchased 1 April 1969. <sup>4</sup>Includes Raitahi Borough Council purchased 1 April 1969. <sup>5</sup>Purchased by Taranaki Electric Power Board 31 March 1970. <sup>6</sup>Purchased by Taranaki Electric Power Board, 4 February 1970. <sup>7</sup>Includes information available. <sup>8</sup>Includes 229,786 kWh free of charge. <sup>9</sup>Also included with Taranaki Electric Power Board. <sup>10</sup>Includes 676 kWh free of charge. <sup>11</sup>Includes 2,310,147 kWh free of charge. <sup>12</sup>Includes 446,018 kWh free of charge. <sup>13</sup>Includes 3,956,884 kWh free of charge. <sup>14</sup>Includes unknown quantity of farming. <sup>15</sup>Total reduced by 2 as New Zealand Railways traction treated as one consumer. <sup>16</sup>Includes 3,310,823 kWh free of charge. <sup>17</sup>Includes 446,018 kWh free of charge. <sup>18</sup>Includes 229,786 kWh free of charge. <sup>19</sup>Includes 676 kWh free of charge. <sup>20</sup>Includes 2,310,147 kWh free of charge. <sup>21</sup>Includes 446,018 kWh free of charge. <sup>22</sup>Includes 3,956,884 kWh free of charge. <sup>23</sup>Total reduced by 2 as New Zealand Railways traction treated as one consumer. <sup>24</sup>Includes 3,310,823 kWh free of charge. <sup>25</sup>Includes 446,018 kWh free of charge.

TABLE XIA—SUMMARY OF PUBLIC LIGHTING, RAILWAY AND URBAN TRACTION SALES FOR THE YEAR ENDED 31 MARCH 1970

| No. | Supply Authorities | Group 3—Public Lighting |           |                       |                            | Group 5—Railway Traction |         |                       |           | Group 6—Urban Traction     |            |         |                       | No. |           |                            |
|-----|--------------------|-------------------------|-----------|-----------------------|----------------------------|--------------------------|---------|-----------------------|-----------|----------------------------|------------|---------|-----------------------|-----|-----------|----------------------------|
|     |                    | Units Sold              | Revenue   | Revenue Per Unit Sold | Average Units Per Consumer | Units Sold               | Revenue | Revenue Per Unit Sold | Consumers | Average Units Per Consumer | Units Sold | Revenue | Revenue Per Unit Sold |     | Consumers | Average Units Per Consumer |
|     |                    | kWh                     | \$        | c                     | kWh                        | kWh                      | \$      | c                     | Number    | kWh                        | kWh        | \$      | c                     |     | Number    | kWh                        |
| 1   | NEW ZEALAND        | 97,449,153              | 1,653,798 | 1.702                 | 115,598                    | 27,685,792               | 368,752 | 1.332                 | 11        | 27,685,792                 | 17,280,506 | 173,772 | 1,006                 | 3   | 5,760,195 |                            |

NOTE—Reduced by 2 as New Zealand Railways traction treated as one consumer.

TABLE XIB—ANALYSIS OF INDUSTRIAL SALES (GROUPS 7-18 INCLUSIVE) BY TYPE OF SUPPLY AUTHORITY FOR THE YEAR ENDED 31 MARCH 1970

| No. | Type of Supply Authority           | Industrial Sales    |         |                       |                            |            |            |                                 |           |                            |            |             |                       |   |                            |            |            |                       |           | No.     |                            |            |         |                       |           |                            |
|-----|------------------------------------|---------------------|---------|-----------------------|----------------------------|------------|------------|---------------------------------|-----------|----------------------------|------------|-------------|-----------------------|---|----------------------------|------------|------------|-----------------------|-----------|---------|----------------------------|------------|---------|-----------------------|-----------|----------------------------|
|     |                                    | Group 7—Coal Mining |         |                       |                            |            |            | Group 8—Other Mining Industries |           |                            |            |             |                       | Group 9—Iron and Steel Basic Industries |                            |            |            |                       |           |         | Group 10—Non-ferrous Metal |            |         |                       |           |                            |
|     |                                    | Units Sold          | Revenue | Revenue Per Unit Sold | Average Units Per Consumer | Units Sold | Revenue    | Revenue Per Unit Sold           | Consumers | Average Units Per Consumer | Units Sold | Revenue     | Revenue Per Unit Sold | Consumers                               | Average Units Per Consumer | Units Sold | Revenue    | Revenue Per Unit Sold | Consumers |         | Average Units Per Consumer | Units Sold | Revenue | Revenue Per Unit Sold | Consumers | Average Units Per Consumer |
| 1   | New Zealand Electricity Department | 3,685,746           | 64,734  | 1.756                 | 12                         | 307,146    | 7,614,066  | 87,792                          | 1.153     | 33                         | 230,729    | 42,400,320  | 176,668               | 0.748                                   | 1                          | 42,400,320 | 29,461,855 | 311,174               | 1,055     | 46      | 640,910                    | 207,118    | 1.055   | 13                    | 207,118   |                            |
| 2   | Electric Power Boards              | 19,991,963          | 282,263 | 1.412                 | 75                         | 266,560    | 27,594,921 | 603,384                         | 2.192     | 319                        | 86,285     | 113,942,915 | 859,866               | 1.443                                   | 9                          | 1,174,332  | 2,692,540  | 35,763                | 1,328     | 13      | 20,115                     | ..         | ..      | ..                    | ..        |                            |
| 3   | City Councils                      | 150,744             | 3,281   | 2.176                 | ..                         | ..         | 2,811,045  | 69,042                          | 2.456     | 39                         | 72,078     | 1,568,969   | 22,642                | 1.644                                   | 13                         | 20,115     | ..         | ..                    | ..        | ..      | ..                         | ..         | ..      | ..                    | ..        |                            |
| 4   | Borough Councils                   | ..                  | ..      | ..                    | ..                         | ..         | 1,014,180  | 16,232                          | 1.600     | 3                          | 338,060    | 4,299       | ..                    | ..                                      | ..                         | ..         | ..         | ..                    | ..        | ..      | ..                         | ..         | ..      | ..                    |           |                            |
| 5   | County Councils                    | ..                  | ..      | ..                    | ..                         | ..         | ..         | ..                              | ..        | ..                         | ..         | ..          | ..                    | ..                                      | ..                         | ..         | ..         | ..                    | ..        | ..      | ..                         | ..         | ..      | ..                    |           |                            |
| 6   | Government Departments             | 3,685,746           | 64,734  | 1.756                 | 12                         | 307,146    | 1,066,660  | 40,837                          | 2.108     | 32                         | 58,393     | 158,173,725 | 1,056,475             | 0.668                                   | 116                        | 1,363,566  | 347,028    | 1.078                 | 60        | 536,279 | ..                         | ..         | ..      | ..                    |           |                            |
| 7   | NEW ZEALAND                        | 23,828,453          | 350,278 | 1.470                 | 88                         | 270,778    | 39,005,172 | 777,520                         | 1.993     | 394                        | 98,998     | 158,173,725 | 1,056,475             | 0.668                                   | 116                        | 1,363,566  | 347,028    | 1.078                 | 60        | 536,279 | ..                         | ..         | ..      | ..                    |           |                            |

| No. | Type of Supply Authority           | Industrial Sales  |           |                       |                            |            |             |   |           |                            |            |           |                       |   |                            |            |         |                       |           | No.     |                            |     |         |    |
|-----|------------------------------------|---|-----------|-----------------------|----------------------------|------------|-------------|---|-----------|----------------------------|------------|-----------|-----------------------|---|----------------------------|------------|---------|-----------------------|-----------|---------|----------------------------|-----|---------|----|
|     |                                    | Group 11—Manufacture of Mechanical and Electrical Equipment |           |                       |                            |            |             | Group 12—Manufacture of Chemicals and Chemical Products |           |                            |            |           |                       | Group 13—Manufacture of Glass, Pottery, China and Earthenware, and Building Materials |                            |            |         |                       |           |         |                            |     |         |    |
|     |                                    | Units Sold  | Revenue   | Revenue Per Unit Sold | Average Units Per Consumer | Units Sold | Revenue     | Revenue Per Unit Sold                                   | Consumers | Average Units Per Consumer | Units Sold | Revenue   | Revenue Per Unit Sold | Consumers   | Average Units Per Consumer | Units Sold | Revenue | Revenue Per Unit Sold | Consumers |         | Average Units Per Consumer |     |         |    |
| 1   | New Zealand Electricity Department | 2,774,764   | 32,757    | 1.180                 | 38                         | 73,020     | 1,894,469   | 32,568  | 1.719     | 5                          | 315,745    | 43,375    | 2.964                 | 20  | 1,463,297                  | 48,163     | 2.904   | 36                    | 47,033    | 50,458  | 2.964                      | 20  | 50,458  |    |
| 2   | Electric Power Boards              | 147,998,379   | 2,579,939 | 1.739                 | 948                        | 156,116    | 146,746,108 | 1,589,716   | 1.792     | 192                        | 764,303    | 1,500,088 | 1.045                 | 364   | 143,810,769                | 291,365    | 1.937   | 106                   | 225,332   | 374,507 | 1.045                      | 364 | 374,507 |    |
| 3   | City Councils                      | 53,862,855  | 921,350   | 1.710                 | 375                        | 143,634    | 11,267,111  | 201,923   | 1.792     | 80                         | 140,839    | 291,365   | 1.937                 | 16  | 24,335,874                 | 7,163      | 2.371   | 16                    | 18,683    | 225,332 | 2.371                      | 16  | 18,683  |    |
| 4   | Borough Councils                   | 5,172,884   | 69,494    | 1.345                 | 54                         | 95,796     | 1,82,200    | 34,687  | 2.400     | 1                          | 82,200     | 49,163    | 2.904                 | ..  | 1,699,197                  | 49,163     | 2.904   | ..                    | ..        | 47,033  | 2.904                      | ..  | ..      |    |
| 5   | County Councils                    | 483,284   | 11,887    | 2.460                 | 45                         | 10,740     | 1,985,049   | 34,687  | 1.747     | 18                         | 110,280    | 1,847,799 | 1.086                 | 544   | 170,141,975                | 1,847,799  | 1.086   | 544                   | 312,761   | 312,761 | 1.086                      | 544 | 312,761 |    |
| 6   | Government Departments             | ..  | ..        | ..                    | ..                         | ..         | ..          | ..  | ..        | ..                         | ..         | ..        | ..                    | ..  | ..                         | ..         | ..      | ..                    | ..        | ..      | ..                         | ..  | ..      | .. |
| 7   | NEW ZEALAND                        | 209,834,002   | 3,601,225 | 1.715                 | 1,420                      | 147,841    | 160,080,468 | 1,822,299   | 1.198     | 291                        | 550,105    | 1,847,799 | 1.086                 | 544   | 170,141,975                | 1,847,799  | 1.086   | 544                   | 312,761   | 312,761 | 1.086                      | 544 | 312,761 |    |

(For notes see page 27.)

TABLE XIB—ANALYSIS OF INDUSTRIAL SALES (GROUPS 7-18 INCLUSIVE) BY TYPE OF SUPPLY AUTHORITY FOR THE YEAR ENDED 31 MARCH 1970—continued

| No. | Type of Supply Authority                        | Industrial Sales                                |           |                       |           |  |             |            |         |  |           |                            |           | No.   |            |           |                       |           |                            |
|-----|---|---|-----------|-----------------------|-----------|--|-------------|------------|---------|--|-----------|----------------------------|-----------|-------|------------|-----------|-----------------------|-----------|----------------------------|
|     |   | Group 14—Food, Beverage, and Tobacco Industries |           |                       |           | Group 15—Manufacture of Textiles, Leather and Rubber Products, and Wearing Apparel |             |            |         | Group 16—Manufacture of Wood, Paper, and Pulp Products |           |                            |           |       |            |           |                       |           |                            |
|     |   | Units Sold                                      | Revenue   | Revenue Per Unit Sold | Consumers | Average Units Per Consumer   | kWh         | Units Sold | Revenue | Revenue Per Unit Sold                                  | Consumers | Average Units Per Consumer | kWh       |       | Units Sold | Revenue   | Revenue Per Unit Sold | Consumers | Average Units Per Consumer |
| 1   | New Zealand Electricity Department <sup>1</sup> | 34,691,466                                      | 497,891   | 1.435                 | 66        | 525,628  | 267,817     | 5,493      | 2,029   | 10   | 33,477    | 372,080,256                | 2,208,089 | 0.593 | 52         | 7,155,390 |                       |           |                            |
| 2   | Electric Power Boards                           | 464,465,290                                     | 6,350,405 | 1.369                 | 1,066*    | 433,708  | 78,999,789  | 1,365,611  | 1,729   | 523*   | 151,051   | 420,821,586                | 3,691,588 | 0.877 | 963*       | 436,990   |                       |           |                            |
| 3   | City Councils <sup>2</sup>                      | 82,482,509                                      | 1,349,080 | 1.574                 | 355       | 232,345  | 62,544,722  | 976,735    | 1,569   | 279  | 223,110   | 9,817,937                  | 233,005   | 2.373 | 281        | 34,939    |                       |           |                            |
| 4   | Borough Councils                                | 4,776,477                                       | 94,380    | 1.976                 | 47        | 101,627  | 316,461     | 6,129      | 1,937   | 13   | 24,343    | 13,351,394                 | 186,506   | 1.397 | 50         | 267,038   |                       |           |                            |
| 5   | County Councils                                 | 36,314,105                                      | 522,771   | 1.440                 | 77        | 471,612  | 439,977     | 9,332      | 2,121   | 10   | 43,998    | 10,106,176                 | 169,466   | 1.677 | 92         | 109,850   |                       |           |                            |
| 6   | Government Departments <sup>3</sup>             | ..  | ..        | ..                    | ..        | ..   | ..          | ..         | ..      | ..   | ..        | ..                         | ..        | ..    | ..         | ..        | ..                    | ..        | ..                         |
| 7   | NEW ZEALAND <sup>4</sup>                        | 588,038,472                                     | 8,225,636 | 1.399                 | 1,539     | 382,091  | 142,003,949 | 2,357,807  | 1,660   | 824  | 172,335   | 819,703,093                | 6,383,881 | 0.779 | 1,983      | 592,659   |                       |           |                            |

| No. | Type of Supply Authority                        | Industrial Sales   |           |                       |           |                             |            |            |         |  |           |                            |            | No.   |            |           |                       |           |                            |
|-----|---|--|-----------|-----------------------|-----------|-----------------------------|------------|------------|---------|--|-----------|----------------------------|------------|-------|------------|-----------|-----------------------|-----------|----------------------------|
|     |   | Group 17—Other Manufacturing Industries not Classified Elsewhere |           |                       |           | Group 18—Construction Works |            |            |         | Groups 7-18 (Inclusive)—Total Industrial Sales |           |                            |            |       |            |           |                       |           |                            |
|     |   | Units Sold   | Revenue   | Revenue Per Unit Sold | Consumers | Average Units Per Consumer  | kWh        | Units Sold | Revenue | Revenue Per Unit Sold                          | Consumers | Average Units Per Consumer | kWh        |       | Units Sold | Revenue   | Revenue Per Unit Sold | Consumers | Average Units Per Consumer |
| 1   | New Zealand Electricity Department <sup>1</sup> | 111,254  | 2,326     | 2.091                 | 6         | 18,542                      | 9,080,004  | 57,228     | 0.630   | 12   | 757,500   | 476,073,459                | 3,208,861  | 0.674 | 263        | 1,810,165 |                       |           |                            |
| 2   | Electric Power Boards                           | 170,568,619  | 2,385,459 | 1.399                 | 866*      | 156,961                     | 60,285,043 | 947,550    | 1,571   | 412  | 134,868   | 1,824,638,237              | 22,457,843 | 1.231 | 5,922*     | 308,112   |                       |           |                            |
| 3   | City Councils <sup>2</sup>                      | 25,246,308*  | 441,159*  | 1.747                 | 228*      | 110,729                     | 2,212,263* | 44,060*    | 2,028   | 425*   | 3,205     | 2,278,695,986              | 4,490,225  | 1.611 | 2,193*     | 127,084   |                       |           |                            |
| 4   | Borough Councils                                | 4,363,003  | 99,082    | 2.271                 | 160       | 27,269                      | 30,367     | 741        | 2,440   | 20   | 1,518     | 29,670,701                 | 485,999    | 1.638 | 377        | 76,702    |                       |           |                            |
| 5   | County Councils                                 | 6,497,086  | 71,460    | 1.100                 | 17        | 362,189                     | 579,577    | 9,978      | 1,722   | 9  | 64,397    | 6,497,086                  | 71,460     | 1.100 | 17         | 382,182   |                       |           |                            |
| 6   | Government Departments <sup>3</sup>             | 430,374  | 10,635    | 2.471                 | 14        | 30,741                      | ..         | ..         | ..      | ..   | ..        | 57,586,476                 | 923,581    | 1.604 | 346        | 166,435   |                       |           |                            |
| 7   | NEW ZEALAND <sup>4</sup>                        | 207,105,388  | 3,088,795 | 1.453                 | 1,284     | 161,297                     | 71,618,677 | 1,050,179  | 1.466   | 904  | 79,224    | 2,621,810,099              | 30,828,922 | 1.176 | 9,187      | 285,383   |                       |           |                            |

<sup>1</sup>Includes Southland Electric Power Supply.  
<sup>2</sup>Stratford Borough Council consumers also included.

<sup>3</sup>Due to inadequate information Timaru City Council figures are excluded.

<sup>4</sup>Southland Electric Power Supply also included with New Zealand Electricity Department.

TABLE XII—AVERAGES DERIVED FROM PREVIOUS TABLES FOR THE YEAR ENDED 31 MARCH 1970

| No. | Supply Authorities                  | Revenue from Sale of Energy          |                              |                                 |                                     |                         |                     | Cost of Energy     |                    |               |                                    | Cost of Transmission and Distribution |                     |                            |       | Capital Charges Percent of Total Capital Expenditure | Loan Liability Percent of Total Capital Expenditure | Surplus Percent of Total Revenue | Loan Liability Per Consumer | No.  |    |   |
|-----|-------------------------------------|--------------------------------------|------------------------------|---------------------------------|-------------------------------------|-------------------------|---------------------|--------------------|--------------------|---------------|------------------------------------|---------------------------------------|---------------------|----------------------------|-------|--|---|----------------------------------|-----------------------------|------|----|---|
|     |                                     | Per Unit Sold (Including Bulk Sales) | Per Unit Sold (Retail Sales) | Per Unit Sold (Domestic Supply) | Per Unit Sold (Non-domestic Supply) | Per Head of Population* | Per Retail Consumer | Per Unit Generated | Per Unit Purchased | Per Unit Sold | Per Unit Operation and Maintenance | Per Unit Sold—Management and General  | Per Unit Sold—Total | Annual Costs—Per Unit Sold | %     |  |   |                                  |                             |      | %  | % |
|     |                                     |                                      |                              |                                 |                                     |                         |                     |                    |                    |               |                                    |                                       |                     |                            |       |  |   |                                  |                             |      |    |   |
| 1   | New Zealand Electricity Department* | 0.780                                | 0.895                        | 1.332                           | 0.782                               | \$                      | 230.16              | 0.459              | 0.443              | 0.503         | 0.039                              | 0.093                                 | 0.114               | 0.176                      | 0.679 | 5.95   | 74.99   | 13.49                            | \$                          | 1    |    |   |
| 2   | Amethyst                            | 1.945                                | 2.007                        | 1.881                           | 2.102                               | 79.10                   | 166.46              | 0.066              | 0.566              | 0.796         | 0.240                              | 0.274                                 | 0.422               | 0.936                      | 1.732 | 7.96   | 74.82   | 16.92                            | 548.06                      | 2    |    |   |
| 3   | Asitburton                          | 1.228                                | 1.017                        | 1.017                           | 1.929                               | 45.23                   | 102.29              | ..                 | 0.692              | 0.730         | 0.096                              | 0.065                                 | 0.184               | 0.366                      | 1.095 | 4.36   | 17.09   | 15.20                            | 60.05                       | 3    |    |   |
| 4   | Bay of Islands                      | 1.218                                | 1.218                        | 1.028                           | 1.402                               | 51.78                   | 190.35              | ..                 | 0.778              | 0.824         | 0.108                              | 0.086                                 | 0.221               | 0.395                      | 1.218 | 9.15   | 25.21   | 1.07                             | 66.40                       | 4    |    |   |
| 5   | Bay of Plenty                       | 1.501                                | 1.501                        | 1.248                           | 1.866                               | 45.43                   | 117.45              | ..                 | 0.672              | 0.752         | 0.261                              | 0.092                                 | 0.311               | 0.664                      | 1.416 | 9.10   | 46.53   | 7.60                             | 135.03                      | 5    |    |   |
| 6   | Buller                              | 1.009                                | 1.009                        | 1.307                           | 0.967                               | 59.50                   | 183.03              | ..                 | 0.658              | 0.683         | 0.104                              | 0.090                                 | 0.113               | 0.307                      | 0.991 | 5.56   | 32.19   | 3.34                             | 135.03                      | 6    |    |   |
| 7   | Cambridge                           | 1.333                                | 1.333                        | 1.388                           | 1.309                               | 49.50                   | 124.28              | 0.797              | 0.711              | 0.752         | 0.159                              | 0.132                                 | 0.220               | 0.510                      | 1.262 | 7.20   | 46.40   | 7.21                             | 131.97                      | 7    |    |   |
| 8   | Central Canterbury                  | 1.292                                | 1.292                        | 1.041                           | 1.646                               | 43.35                   | 101.48              | ..                 | 0.803              | 0.889         | 0.109                              | 0.124                                 | 0.103               | 0.332                      | 1.221 | 4.40   | 40.76   | 10.67                            | 164.88                      | 8    |    |   |
| 9   | Central Hawke's Bay                 | 1.311                                | 1.311                        | 1.060                           | 1.530                               | 68.92                   | 160.67              | ..                 | 0.724              | 0.792         | 0.072                              | 0.138                                 | 0.188               | 0.398                      | 1.160 | 5.90   | 40.76   | 10.67                            | 164.88                      | 9    |    |   |
| 10  | Central Waikato                     | 1.273                                | 1.273                        | 1.067                           | 2.021                               | 45.20                   | 109.67              | ..                 | 0.730              | 0.814         | 0.102                              | 0.113                                 | 0.200               | 0.415                      | 1.286 | 4.18   | 25.10   | 8.26                             | 68.89                       | 10   |    |   |
| 11  | Dannevirke                          | 1.352                                | 1.352                        | 1.141                           | 1.807                               | 40.46                   | 117.79              | ..                 | 0.796              | 0.871         | 0.108                              | 0.113                                 | 0.200               | 0.415                      | 1.286 | 4.18   | 25.10   | 8.26                             | 68.89                       | 11   |    |   |
| 12  | Egmont                              | 1.403                                | 1.403                        | 1.120                           | 2.221                               | 44.89                   | 103.32              | ..                 | 0.781              | 0.878         | 0.157                              | 0.149                                 | 0.164               | 0.470                      | 1.348 | 4.27   | 0.06  | 6.44                             | 0.18                        | 0.18 | 11 |   |
| 13  | Frankton                            | 1.326                                | 1.326                        | 1.059                           | 1.807                               | 51.31                   | 119.88              | 0.172              | 0.747              | 0.810         | 0.257                              | 0.136                                 | 0.219               | 0.441                      | 1.201 | 5.68   | 25.62   | 12.96                            | 19.74                       | 12   |    |   |
| 14  | Golden Bay                          | 1.346                                | 1.346                        | 1.054                           | 1.661                               | 46.06                   | 126.58              | 0.262              | 0.631              | 0.652         | 0.064                              | 0.053                                 | 0.086               | 0.245                      | 0.945 | 2.06   | 21.11   | 7.86                             | 75.82                       | 13   |    |   |
| 15  | Grey                                | 1.415                                | 1.415                        | 1.127                           | 1.737                               | 38.31                   | 94.36               | ..                 | 0.790              | 0.856         | 0.184                              | 0.214                                 | 0.171               | 0.569                      | 1.425 | 4.91   | 0.05  | 4.79                             | 2.25                        | 2.25 | 14 |   |
| 16  | Hawke's Bay                         | 1.245                                | 1.245                        | 1.113                           | 1.683                               | 47.10                   | 131.73              | ..                 | 0.753              | 0.806         | 0.094                              | 0.090                                 | 0.142               | 0.326                      | 1.132 | 5.84   | 30.12   | 10.07                            | 94.00                       | 15   |    |   |
| 17  | Horowhenua                          | 1.421                                | 1.421                        | 1.168                           | 2.018                               | 50.41                   | 135.76              | ..                 | 0.779              | 0.852         | 0.169                              | 0.117                                 | 0.272               | 0.557                      | 1.409 | 8.20   | 31.92   | 2.10                             | 76.95                       | 16   |    |   |
| 18  | Hutt Valley                         | 1.382                                | 1.382                        | 1.077                           | 1.890                               | 50.87                   | 122.96              | 0.335              | 0.844              | 0.860         | 0.164                              | 0.074                                 | 0.139               | 0.393                      | 1.283 | 6.00   | 91.92   | 8.54                             | 87.15                       | 17   |    |   |
| 19  | King Country*                       | 1.351                                | 1.351                        | 1.000                           | 1.606                               | 45.00                   | 142.60              | ..                 | 0.768              | 0.716         | 0.068                              | 0.063                                 | 0.131               | 0.301                      | 1.131 | 6.61   | 46.56   | 20.95                            | 207.94                      | 18   |    |   |
| 20  | Manawatu-Oroua                      | 1.143                                | 1.143                        | 1.082                           | 1.777                               | 57.46                   | 142.07              | ..                 | 0.787              | 0.819         | 0.108                              | 0.063                                 | 0.131               | 0.301                      | 1.120 | 7.05   | 23.10   | 2.80                             | 83.04                       | 19   |    |   |
| 21  | Marlborough                         | 1.402                                | 1.402                        | 1.116                           | 1.954                               | 45.58                   | 117.44              | 0.433              | 0.721              | 0.781         | 0.176                              | 0.118                                 | 0.323               | 0.617                      | 1.389 | 7.40   | 32.57   | 4.38                             | 118.93                      | 20   |    |   |
| 22  | North Auckland                      | 1.101                                | 1.101                        | 1.212                           | 1.096                               | 56.90                   | 127.24              | ..                 | 0.646              | 0.672         | 0.116                              | 0.104                                 | 0.196               | 0.419                      | 1.389 | 2.78   | 37.31   | 4.53                             | 182.38                      | 21   |    |   |
| 23  | North Canterbury                    | 1.171                                | 1.171                        | 1.213                           | 1.682                               | 46.72                   | 101.86              | ..                 | 0.710              | 0.766         | 0.118                              | 0.077                                 | 0.135               | 0.331                      | 1.037 | 2.16   | 23.99   | 8.34                             | 70.01                       | 22   |    |   |
| 24  | Ohio Central                        | 1.372                                | 1.372                        | 1.144                           | 1.768                               | 48.98                   | 101.86              | 0.144              | 0.752              | 0.852         | 0.158                              | 0.090                                 | 0.280               | 0.489                      | 1.382 | 5.60   | 19.34   | 5.23                             | 71.91                       | 23   |    |   |
| 25  | Ohio Central                        | 1.192                                | 1.192                        | 1.026                           | 1.564                               | 52.16                   | 106.43              | ..                 | 0.850              | 0.485         | 0.156                              | 0.133                                 | 0.217               | 0.506                      | 1.391 | 3.12   | 29.56   | 21.58                            | 135.42                      | 24   |    |   |
| 26  | Powertv Bay                         | 1.482                                | 1.482                        | 1.167                           | 2.236                               | 42.76                   | 100.40              | 270.155            | 0.782              | 0.879         | 0.208                              | 0.125                                 | 0.289               | 0.622                      | 1.501 | 6.16   | 48.97   | 4.38                             | 155.60                      | 25   |    |   |
| 27  | South Canterbury                    | 1.166                                | 1.166                        | 1.872                           | 1.872                               | 47.04                   | 118.59              | 0.402              | 0.720              | 0.758         | 0.069                              | 0.057                                 | 0.171               | 0.317                      | 1.075 | 5.01   | 30.97   | 9.71                             | 109.69                      | 26   |    |   |
| 28  | Taranaki                            | 1.120                                | 1.120                        | 1.944                           | 1.516                               | 43.09                   | 65.90               | ..                 | 0.658              | 0.693         | 0.091                              | 0.086                                 | 0.278               | 0.611                      | 1.419 | 5.65   | 23.44   | 16.00                            | 74.03                       | 27   |    |   |
| 29  | Tairānui                            | 1.666                                | 1.666                        | 1.393                           | 2.378                               | 56.27                   | 107.11              | ..                 | 0.725              | 0.808         | 0.071                              | 0.162                                 | 0.278               | 0.622                      | 1.417 | 7.59   | 64.19   | 5.54                             | 179.66                      | 28   |    |   |
| 30  | Tairānui                            | 1.481                                | 1.481                        | 1.255                           | 2.005                               | 48.48                   | 111.55              | ..                 | 0.739              | 0.795         | 0.245                              | 0.093                                 | 0.282               | 0.622                      | 1.417 | 7.59   | 64.19   | 5.54                             | 179.66                      | 29   |    |   |
| 31  | Tairānui                            | 1.246                                | 1.246                        | 1.012                           | 1.665                               | 42.58                   | 100.44              | ..                 | 0.724              | 0.757         | 0.126                              | 0.098                                 | 0.199               | 0.422                      | 1.179 | 6.10   | 14.24   | 6.72                             | 37.41                       | 30   |    |   |
| 32  | Tairānui                            | 1.028                                | 1.028                        | 1.175                           | 0.971                               | 67.38                   | 159.46              | ..                 | 0.672              | 0.707         | 0.100                              | 0.059                                 | 0.193               | 0.293                      | 1.000 | 4.56   | 37.94   | 3.59                             | 102.46                      | 31   |    |   |
| 33  | Tairānui                            | 1.138                                | 1.138                        | 1.009                           | 2.044                               | 43.73                   | 89.06               | 0.194              | 0.760              | 0.789         | 0.100                              | 0.064                                 | 0.107               | 0.271                      | 1.060 | 8.13   | 25.34   | 9.71                             | 68.95                       | 32   |    |   |
| 34  | Tairānui                            | 1.414                                | 1.414                        | 1.184                           | 1.880                               | 50.07                   | 121.74              | ..                 | 0.275              | 0.788         | 0.198                              | 0.207                                 | 0.175               | 0.512                      | 1.364 | 4.72   | 43.10   | 6.09                             | 137.87                      | 33   |    |   |
| 35  | Tairānui                            | 1.264                                | 1.264                        | 1.307                           | 2.048                               | 46.12                   | 65.41               | ..                 | 0.392              | 0.629         | 0.230                              | 0.140                                 | 0.376               | 0.814                      | 1.443 | 6.34   | 46.26   | 6.09                             | 306.74                      | 34   |    |   |
| 36  | Tairānui                            | 1.085                                | 1.085                        | 1.178                           | 1.619                               | 39.33                   | 78.63               | ..                 | 0.773              | 0.796         | 0.090                              | 0.085                                 | 0.135               | 0.311                      | 1.107 | 5.63   | 23.73   | 8.98                             | 67.30                       | 35   |    |   |
| 37  | Tairānui                            | 1.582                                | 1.582                        | 1.160                           | 2.151                               | 56.19                   | 134.88              | ..                 | 0.804              | 0.869         | 0.150                              | 0.075                                 | 0.259               | 0.484                      | 1.353 | 7.34   | 35.80   | 12.01                            | 113.66                      | 36   |    |   |
| 38  | Tairānui                            | 1.456                                | 1.456                        | 1.213                           | 2.129                               | 40.40                   | 102.31              | 3.330              | 0.848              | 0.916         | 0.165                              | 0.103                                 | 0.264               | 0.465                      | 1.381 | 7.45   | 40.21   | 5.45                             | 85.30                       | 37   |    |   |
| 39  | Tairānui                            | 1.405                                | 1.405                        | 1.123                           | 1.797                               | 50.47                   | 127.31              | ..                 | 0.799              | 0.812         | 0.165                              | 0.103                                 | 0.264               | 0.465                      | 1.381 | 7.45   | 40.21   | 5.45                             | 85.30                       | 38   |    |   |
| 40  | Tairānui                            | 1.373                                | 1.373                        | 1.059                           | 1.986                               | 45.03                   | 117.92              | 0.494              | 0.799              | 0.839         | 0.123                              | 0.097                                 | 0.202               | 0.422                      | 1.261 | 6.29   | 37.34   | 11.60                            | 101.39                      | 39   |    |   |
| 41  | Westland                            | 1.594                                | 1.594                        | 1.717                           | 2.069                               | 45.89                   | 123.99              | 0.445              | 0.840              | 0.583         | 0.442                              | 0.329                                 | 0.188               | 0.959                      | 1.543 | 6.91   | 60.18   | 5.67                             | 189.85                      | 40   |    |   |
| 42  | Westland                            | 1.268                                | 1.268                        | 1.114                           | 1.539                               | 49.47                   | 126.76              | 0.330              | 0.762              | 0.807         | 0.126                              | 0.091                                 | 0.190               | 0.407                      | 1.214 | 6.81   | 31.50   | 6.02                             | 93.48                       | 41   |    |   |

(For notes see page 29.)

TABLE XII—AVERAGES DERIVED FROM SUPPLY AUTHORITIES

| No. | Supply Authorities                           | Revenue from Sale of Energy          |                              |  |  | Cost of Energy                      |                     |                    |                    | Cost of Transmission and Distribution |                                    |                                 |                               | Total Annual Cost—Per Unit Sold | Capital Charges Percent of Total Capital Expenditure | Loan Liability Percent of Total Capital Expenditure | Surplus Percent of Total Revenue | No.    |                     |   |
|-----|--|--------------------------------------|------------------------------|--|--|-------------------------------------|---------------------|--------------------|--------------------|---------------------------------------|------------------------------------|---------------------------------|-------------------------------|---------------------------------|--|---|----------------------------------|--------|---------------------|---|
|     |  | Per Unit Sold (Including Bulk Sales) | Per Unit Sold (Retail Sales) | Per Unit Sold (Domestic Supply) <sup>1</sup> | Per Unit Sold (Non-domestic Supply) <sup>2</sup> | Per Head of Population <sup>3</sup> | Per Retail Consumer | Per Unit Generated | Per Unit Purchased | Per Unit Sold                         | Per Unit Operation and Maintenance | Per Unit Management and General | Per Unit Sold—Capital Charges |                                 |  |   |                                  |        | Per Unit Sold—Total |   |
| 1   | Christchurch                                 | 1.352                                | 1.352                        | 0.940  | 2.018  | 50.07                               | 141.26              | 0.674              | 0.865              | 0.938                                 | 0.095                              | 0.078                           | 0.227                         | 0.400                           | 8.07   | 21.20   | 2.30                             | 62.21  | 1                   |   |
| 2   | Dunedin                                      | 1.293                                | 1.293                        | 0.954  | 1.880  | 55.88                               | 150.79              | 0.624              | 0.624              | 0.673                                 | 0.168                              | 0.115                           | 0.246                         | 0.519                           | 7.47   | 22.16   | 10.49                            | 109.14 | 2                   |   |
| 3   | Hamilton                                     | 1.667                                | 1.667                        | 1.015  | 2.223  | 61.98                               | 143.28              | 0.890              | 0.890              | 0.890                                 | 0.101                              | 0.084                           | 0.212                         | 0.719                           | 1.24   | 0.98  | 35.14                            | 2.27   | 3                   |   |
| 4   | Invercargill                                 | 1.368                                | 1.368                        | 1.014  | 1.982  | 39.73                               | 115.90              | 0.867              | 0.867              | 0.905                                 | 0.145                              | 0.090                           | 0.085                         | 0.260                           | 3.27   | 16.79   | 14.82                            | 97.28  | 4                   |   |
| 5   | Napier                                       | 1.554                                | 1.554                        | 1.161  | 2.001  | 61.09                               | 136.69              | 4.620              | 0.789              | 0.843                                 | 0.161                              | 0.175                           | 0.139                         | 0.317                           | 4.59   | 29.54   | 18.67                            | 76.86  | 5                   |   |
| 6   | Nelson                                       | 1.444                                | 1.444                        | 0.931  | 2.357  | 48.47                               | 129.41              | 0.805              | 0.805              | 0.879                                 | 0.209                              | 0.091                           | 0.078                         | 0.379                           | 3.53   | 6.08  | 13.78                            | 11.48  | 6                   |   |
| 7   | New Plymouth                                 | 1.201                                | 1.201                        | 0.914  | 1.698  | 43.34                               | 109.77              | 0.445              | 0.724              | 0.750                                 | 0.160                              | 0.063                           | 0.070                         | 0.203                           | 3.60   | 4.70  | 15.01                            | 11.48  | 7                   |   |
| 8   | Palmerston North                             | 1.299                                | 1.299                        | 0.950  | 2.118  | 42.43                               | 112.15              | 1.438              | 0.853              | 0.907                                 | 0.061                              | 0.096                           | 0.065                         | 0.213                           | 2.86   | 6.07  | 14.52                            | 634.08 | 8                   |   |
| 9   | Tairāne                                      | 1.163                                | 1.163                        | 0.700  | 1.671  | 48.76                               | 109.52              | 0.290              | 0.873              | 0.853                                 | 0.071                              | 0.082                           | 0.107                         | 0.241                           | 3.07   | 126.30  | 33.13                            | 18.38  | 9                   |   |
| 10  | Timaru                                       | 1.384                                | 1.384                        | 1.103  | 1.950  | 47.82                               | 120.24              | 0.788              | 0.788              | 0.830                                 | 0.128                              | 0.085                           | 0.149                         | 0.362                           | 6.71   | 9.50  | 14.67                            | 18.38  | 10                  |   |
| 11  | Wellington                                   | 1.426                                | 1.426                        | 0.971  | 2.059  | 61.36                               | 147.31              | 0.867              | 0.867              | 0.922                                 | 0.146                              | 0.075                           | 0.160                         | 0.392                           | 5.73   | 37.38   | 10.17                            | 108.11 | 11                  |   |
| 12  | Whangarei                                    | 1.446                                | 1.446                        | 0.938  | 2.247  | 41.90                               | 123.53              | 0.945              | 0.945              | 1.008                                 | 0.118                              | 0.082                           | 0.165                         | 0.366                           | 11.37  | 2.61  | 5.02                             | 3.25   | 12                  |   |
|     |  | 1.362                                | 1.362                        | 0.995  | 2.000  | 51.82                               | 137.05              | 0.601              | 0.816              | 0.858                                 | 0.128                              | 0.086                           | 0.175                         | 0.389                           | 6.47   | 23.99   | 9.90                             | 71.12  |                     |   |
| 1   | Bluff  | 1.665                                | 1.665                        | 1.428  | 1.907  | 38.62                               | 112.42              | 0.909              | 0.909              | 1.004                                 | 0.389                              | 0.147                           | 0.085                         | 0.622                           | 3.31   | 2.34  | 5.48                             | 4.08   | 1                   |   |
| 2   | Inglewood                                    | 1.389                                | 1.389                        | 1.104  | 1.778  | 39.08                               | 135.86              | 0.896              | 0.896              | 0.969                                 | 0.063                              | 0.152                           | 0.089                         | 0.265                           | 3.10   | 3.30  | 12.67                            | 12.67  | 2                   |   |
| 3   | Kaipoi                                       | 1.280                                | 1.280                        | 1.131  | 1.812  | 43.81                               | 123.06              | 0.797              | 0.797              | 0.876                                 | 0.052                              | 0.152                           | 0.086                         | 0.373                           | 9.50   | 10.48   | 6.63                             | 5.13   | 3                   |   |
| 4   | Lytelton                                     | 1.455                                | 1.455                        | 1.028  | 2.133  | 49.44                               | 123.71              | 0.790              | 0.790              | 0.860                                 | 0.236                              | 0.112                           | 0.130                         | 0.440                           | 6.49   | 28.86   | 10.82                            | 56.94  | 4                   |   |
| 5   | Rangiora                                     | 1.382                                | 1.382                        | 1.090  | 2.392  | 46.30                               | 116.46              | 0.813              | 0.813              | 0.857                                 | 0.190                              | 0.095                           | 0.188                         | 0.474                           | 8.02   | 20.66   | 6.15                             | 21.34  | 5                   |   |
| 6   | Riccarton                                    | 1.287                                | 1.287                        | 0.864  | 1.803  | 69.92                               | 166.58              | 0.809              | 0.809              | 0.833                                 | 0.112                              | 0.175                           | 0.082                         | 0.349                           | 4.45   | 21.38   | 8.94                             | 38.65  | 6                   |   |
| 7   | Stratford                                    | 1.162                                | 1.162                        | 0.885  | 1.759  | 35.26                               | 96.37               | 0.793              | 0.793              | 0.843                                 | 0.043                              | 0.112                           | 0.068                         | 0.231                           | 2.66   | 10.48   | 8.19                             | 22.39  | 7                   |   |
| 8   | Talpahe                                      | 1.564                                | 1.564                        | 1.044  | 2.253  | 44.32                               | 130.74              | 0.975              | 0.975              | 1.086                                 | 0.099                              | 0.176                           | 0.095                         | 0.436                           | 4.72   | 9.72  | 9.39                             | 11.53  | 8                   |   |
| 9   | Taumarunui                                   | 1.708                                | 1.708                        | 1.066  | 2.558  | 56.95                               | 141.68              | 0.252              | 1.170              | 1.022                                 | 0.142                              | 0.152                           | 0.061                         | 0.385                           | 2.67   | 54.77   | 18.49                            | 115.38 | 9                   |   |
| 10  | Taupo  | 1.425                                | 1.425                        | 1.158  | 1.845  | 47.08                               | 123.97              | 0.317              | 0.860              | 0.688                                 | 0.037                              | 0.282                           | 0.209                         | 0.529                           | 5.97   | 52.64   | 15.39                            | 213.45 | 10                  |   |
| 11  | Tc Aroha                                     | 1.352                                | 1.352                        | 1.267  | 1.471  | 41.90                               | 100.42              | 0.904              | 0.904              | 0.969                                 | 0.072                              | 0.150                           | 0.080                         | 0.257                           | 1.94   | 5.17  | 10.65                            | 4.88   | 11                  |   |
| 12  | Thames                                       | 1.286                                | 1.286                        | 1.124  | 1.534  | 42.76                               | 109.92              | 0.827              | 0.827              | 0.882                                 | 0.077                              | 0.082                           | 0.068                         | 0.232                           | 6.12   | 11.14   | 13.76                            | 4.88   | 12                  |   |
| 13  | Wairoa                                       | 1.379                                | 1.379                        | 1.210  | 1.774  | 38.79                               | 109.04              | 0.835              | 0.835              | 0.967                                 | 0.110                              | 0.101                           | 0.043                         | 0.352                           | 2.85   | 17.98   | 11.68                            | 41.13  | 13                  |   |
| 14  | Whakatane                                    | 1.301                                | 1.301                        | 1.124  | 2.355  | 45.55                               | 130.16              | 0.894              | 0.894              | 0.882                                 | 0.066                              | 0.181                           | 0.142                         | 0.390                           | 5.39   | 27.71   | 15.75                            | 60.50  | 14                  |   |
|     |  | 1.395                                | 1.395                        | 1.084  | 1.931  | 46.70                               | 124.02              | 0.302              | 0.843              | 0.864                                 | 0.101                              | 0.167                           | 0.112                         | 0.380                           | 5.11   | 27.71   | 11.08                            | 60.50  |                     |   |
| 1   | Heathcote                                    | 1.113                                | 1.113                        | 0.942  | 1.345  | 52.46                               | 164.41              | 0.805              | 0.805              | 0.835                                 | 0.035                              | 0.110                           | 0.053                         | 0.296                           | 4.24   | 15.25   | 9.30                             | 28.33  | 1                   |   |
| 2   | Kaikoura                                     | 1.648                                | 1.648                        | 1.608  | 1.722  | 48.11                               | 96.82               | 0.782              | 0.782              | 0.936                                 | 0.268                              | 0.094                           | 0.421                         | 0.783                           | 9.40   | 20.73   | 2.60                             | 75.57  | 2                   |   |
| 3   | Mackenzie                                    | 1.600                                | 1.600                        | 1.398  | 1.730  | 110.72                              | 322.94              | 0.705              | 0.705              | 0.794                                 | 0.373                              | 0.075                           | 0.482                         | 0.929                           | 7.60   | 45.25   | 2.42                             | 578.79 | 3                   |   |
|     |  | 1.279                                | 1.279                        | 1.127  | 1.475  | 56.14                               | 151.09              | 0.786              | 0.786              | 0.848                                 | 0.124                              | 0.108                           | 0.180                         | 0.411                           | 7.07   | 29.69   | 6.44                             | 89.15  |                     |   |
|     | Sundry Private Plants                        | ..                                   | ..                           | ..   | ..   | ..                                  | ..                  | ..                 | ..                 | ..                                    | ..                                 | ..                              | ..                            | ..                              | ..   | ..  | ..                               | ..     | ..                  |   |
|     | GOVERNMENT DEPARTMENTS                       | 1.447                                | 1.447                        | 1.039  | 2.162  | 41.17                               | 116.88              | 0.819              | 0.819              | 0.899                                 | 0.184                              | 0.117                           | 0.215                         | 0.516                           | 7.66   | 76.84   | 5.02                             | 174.57 | 1                   |   |
| 1   | Rotorua Electric Supply                      | 1.297                                | 1.297                        | 1.470  | 1.688  | 48.61                               | 131.72              | ..                 | ..                 | ..                                    | ..                                 | ..                              | ..                            | ..                              | ..   | ..  | ..                               | ..     | ..                  | 2 |
| 2   | Southland Electric Power Supply <sup>4</sup> | 1.339                                | 1.339                        | 1.294  | 1.857  | 45.56                               | 125.82              | ..                 | ..                 | ..                                    | ..                                 | ..                              | ..                            | ..                              | ..   | ..  | ..                               | ..     | ..                  |   |
|     | Averages for all supply authorities          | ..                                   | ..                           | 1.085  | 1.559  | 50.93                               | 131.82              | 0.459              | 0.701              | 0.536                                 | 0.166                              | 0.115                           | 0.302                         | 0.582                           | 6.14   | 63.87   | 9.57                             | ..     | ..                  |   |
|     | GRAND TOTALS 1969                            | 1.302                                | 1.302                        | 1.091  | 1.585  | 49.10                               | 125.97              | 0.417              | 0.662              | 0.487                                 | 0.162                              | 0.110                           | 0.310                         | 0.583                           | 6.15   | 65.31   | 12.20                            | ..     | ..                  |   |
|     | 1968   | 1.116                                | 1.116                        | 1.021  | 1.479  | 43.78                               | 118.54              | 0.390              | 0.537              | 0.458                                 | 0.156                              | 0.106                           | 0.300                         | 0.562                           | 5.92   | 65.19   | 11.14                            | ..     | ..                  |   |
|     | 1967   | 1.086                                | 1.086                        | 0.932  | 1.368  | 39.41                               | 107.96              | 0.478              | 0.478              | 0.548                                 | 0.108                              | 0.084                           | 0.168                         | 0.410                           | 5.48   | 65.14   | 12.15                            | ..     | ..                  |   |
|     | 1966   | 1.089                                | 1.089                        | 0.920  | 1.334  | 36.99                               | 101.94              | 0.648              | 0.648              | 0.723                                 | 0.099                              | 0.084                           | 0.168                         | 0.410                           | 5.60   | 65.50   | 11.65                            | ..     | ..                  |   |
|     | 1965   | 1.163                                | 1.163                        | 0.923  | 1.337  | 34.22                               | 95.72               | 0.432              | 0.432              | 0.521                                 | 0.099                              | 0.084                           | 0.168                         | 0.410                           | 5.70   | 68.95   | 11.29                            | ..     | ..                  |   |
|     | 1964   | 1.191                                | 1.191                        | 0.926  | 1.360  | 32.43                               | 91.63               | 0.521              | 0.521              | 0.609                                 | 0.099                              | 0.084                           | 0.168                         | 0.410                           | 5.71   | 68.95   | 11.26                            | ..     | ..                  |   |
|     | 1963   | 1.117                                | 1.117                        | 0.926  | 1.398  | 29.72                               | 84.76               | 0.369              | 0.369              | 0.458                                 | 0.099                              | 0.084                           | 0.168                         | 0.410                           | 5.72   | 73.42   | 8.95                             | ..     | ..                  |   |
|     | 1962   | 1.117                                | 1.117                        | 0.907  | 1.422  | 27.94                               | 80.14               | 0.369              | 0.369              | 0.458                                 | 0.099                              | 0.084                           | 0.168                         | 0.410                           | 5.68   | 74.76   | 8.95                             | ..     | ..                  |   |
|     | 1961   | 1.117                                | 1.117                        | 0.907  | 1.422  | 26.40                               | 76.26               | 0.369              | 0.369              | 0.458                                 | 0.099                              | 0.084                           | 0.168                         | 0.410                           | 5.70   | 77.27   | 9.27                             | ..     | ..                  |   |
|     | 1960   | 1.130                                | 1.130                        | 0.923  | 1.452  | 25.49                               | 74.80               | 0.369              | 0.369              | 0.458                                 | 0.099                              | 0.084                           | 0.168                         | 0.410                           | 5.70   | 77.27   | 9.27                             | ..     | ..                  |   |

NOTES.—<sup>1</sup>Also shown in table XI. <sup>2</sup>Retail sales. <sup>3</sup>Includes Southland Electric Power Supply. <sup>4</sup>Also included with New Zealand Electricity Department. <sup>5</sup>Includes Ohakune Borough Council purchased 1 April 1969. <sup>6</sup>Includes Racetini Borough Council purchased 1 April 1969. <sup>7</sup>Purchased by Taranaki Electric Power Board, 31 March 1970. <sup>8</sup>Purchased by Taranaki Electric Power Board, 4 February 1970. <sup>9</sup>Power purchased from sundry private plants. <sup>10</sup>Net costs divided by retail units. <sup>11</sup>Net surplus.

TABLE XIII—STATISTICS OF POPULATION, TOTAL CONSUMERS, ELECTRIC RANGES AND WATER-HEATERS, STAFF EMPLOYED, FOR THE YEAR ENDED 31 MARCH 1970

| No. | Supply Authorities                              | Population Included in Area of Supply | Total Number of Consumers <sup>11</sup> | Ratio of Total Number of Consumers to Population | Electric Ranges |                      | Electric Water-heaters |                      | Consumers Per Route-mile of Line | Staff Employed | No. |
|-----|---|---------------------------------------|---|--|-----------------|----------------------|------------------------|----------------------|----------------------------------|----------------|-----|
|     |   |                                       |   |  | Domestic        | Total                | Domestic               | Total                |                                  |                |     |
| 1   | NEW ZEALAND ELECTRICITY DEPARTMENT <sup>1</sup> | Number ..                             | Number 26,342                           | Percent ..                                       | Number 15,580   | Number 16,369        | Number 14,786          | Number 15,754        | Number ..                        | Number 4,647   | 1   |
|     | POWER BOARDS                                    |                                       |   |  |                 |                      |                        |                      |                                  |                |     |
| 1   | Amethurst ..                                    | 1,090                                 | 518                                     | 47.52  | 183             | 195                  | 187                    | 277                  | 4.14                             | 9              | 1   |
| 2   | Ashburton ..                                    | 24,710                                | 10,916                                  | 44.18  | 7,117           | 7,194                | 9,863                  | 10,815               | 6.73                             | 87             | 2   |
| 3   | Auckland ..                                     | 440,840                               | 164,398                                 | 37.29  | 113,467         | 113,467 <sup>a</sup> | 124,714                | 124,714 <sup>a</sup> | 53.80                            | 863            | 3   |
| 4   | Bay of Islands ..                               | 33,170                                | 12,832                                  | 38.68  | 8,594           | 8,848                | 7,882                  | 10,101               | 4.86                             | 110            | 4   |
| 5   | Bay of Plenty ..                                | 33,940                                | 10,740                                  | 31.64  | 6,366           | 6,432                | 6,322                  | 7,452                | 11.83                            | 146            | 5   |
| 6   | Buller ..                                       | 8,660                                 | 3,449                                   | 39.83  | 1,142           | 1,188                | 926                    | 1,189                | 9.12                             | 37             | 6   |
| 7   | Cambridge ..                                    | 10,230                                | 4,374                                   | 42.76  | 2,891           | 2,954                | 3,256                  | 3,737                | 8.21                             | 27             | 7   |
| 8   | Central Canterbury ..                           | 37,520                                | 15,335                                  | 40.87  | 10,736          | 10,815               | 10,646                 | 11,737               | 8.50                             | 144            | 8   |
| 9   | Central Hawke's Bay ..                          | 13,900                                | 5,917                                   | 42.57  | 4,606           | 4,646                | 4,453                  | 4,536                | 4.84                             | 40             | 9   |
| 10  | Central Waikato ..                              | 82,610                                | 28,378                                  | 34.35  | 19,686          | 20,131               | 19,437                 | 21,880               | 10.54                            | 193            | 10  |
| 11  | Dannevirke ..                                   | 13,080                                | 5,798                                   | 43.87  | 3,635           | 3,713                | 3,491                  | 4,043                | 9.71                             | 47             | 11  |
| 12  | Egmont ..                                       | 26,670                                | 11,414                                  | 42.80  | 7,060           | 7,117                | 7,080                  | 9,358                | 13.30                            | 80             | 12  |
| 13  | Franklin ..                                     | 33,290                                | 14,874                                  | 44.68  | 9,115           | 9,131 <sup>a</sup>   | 9,126                  | 10,870               | 12.73                            | 103            | 13  |
| 14  | Golden Bay ..                                   | 3,500                                 | 2,263                                   | 64.66  | 937             | 960                  | 1,067                  | 1,112                | 6.66                             | 23             | 14  |
| 15  | Grey ..   | 17,450                                | 7,070                                   | 40.52  | 4,243           | 4,285                | 3,145                  | 3,442                | 13.62                            | 60             | 15  |
| 16  | Hawke's Bay ..                                  | 82,700                                | 29,570                                  | 35.76  | 23,463          | 23,809               | 22,165                 | 23,592               | 13.10                            | 223            | 16  |
| 17  | Horowhenua ..                                   | 43,620                                | 20,793                                  | 47.67  | 14,637          | 15,129               | 14,989                 | 16,339               | 14.79                            | 136            | 17  |
| 18  | Hutt Valley ..                                  | 182,590                               | 57,242                                  | 31.35  | 46,943          | 47,341               | 49,194                 | 50,803               | 32.23                            | 429            | 18  |
| 19  | King Country <sup>5</sup> ..                    | 22,370                                | 6,729                                   | 30.08  | 3,305           | 3,371                | 3,089                  | 3,256                | 4.97                             | 44             | 19  |
| 20  | Manawatu-Oroua ..                               | 37,960                                | 15,352                                  | 40.44  | 10,188          | 10,354               | 10,362                 | 11,781               | 9.45                             | 147            | 20  |
| 21  | Marlborough ..                                  | 28,050                                | 10,886                                  | 38.81  | 6,568           | 6,620                | 7,043                  | 7,421                | 11.35                            | 110            | 21  |
| 22  | North Auckland ..                               | 43,200                                | 19,317                                  | 44.72  | 13,774          | 13,935               | 12,431                 | 16,414               | 5.47                             | 186            | 22  |
| 23  | North Canterbury ..                             | 20,590                                | 9,625                                   | 46.74  | 5,839           | 6,001                | 6,100                  | 6,755                | 5.53                             | 87             | 23  |
| 24  | Otago ..  | 26,730                                | 12,853                                  | 48.08  | 5,598           | 5,795                | 5,680                  | 5,948                | 5.14                             | 86             | 24  |
| 25  | Otago Central ..                                | 15,300                                | 7,498                                   | 49.01  | 4,444           | 5,038                | 4,346                  | 4,922                | 6.62                             | 117            | 25  |
| 26  | Poverty Bay ..                                  | 44,810                                | 19,083                                  | 42.59  | 10,806          | 11,107               | 10,617                 | 11,385               | 13.74                            | 159            | 26  |
| 27  | South Canterbury ..                             | 32,090                                | 12,730 <sup>3</sup>                     | 39.67  | 7,814           | 7,969                | 7,187                  | 7,596                | 9.96 <sup>a</sup>                | 95             | 27  |
| 28  | Taranaki <sup>4</sup> ..                        | 24,960                                | 11,208                                  | 44.90  | 6,633           | 6,846                | 6,349                  | 8,270                | 11.05                            | 98             | 28  |
| 29  | Taranua ..                                      | 8,590                                 | 4,513                                   | 52.54  | 2,669           | 2,692                | 2,503                  | 2,920                | 6.14                             | 35             | 29  |
| 30  | Tauranga ..                                     | 45,240                                | 19,661                                  | 43.46  | 14,697          | 14,697               | 14,065                 | 15,724               | 10.90                            | 162            | 30  |
| 31  | Te Awamutu ..                                   | 19,400                                | 8,224                                   | 42.39  | 5,637           | 5,791                | 4,965                  | 6,349                | 13.99                            | 42             | 31  |
| 32  | Thames Valley ..                                | 76,420                                | 32,389                                  | 42.38  | 22,287          | 22,779               | 20,523                 | 27,642               | 8.95                             | 243            | 32  |
| 33  | Waimea ..                                       | 36,320                                | 15,912                                  | 43.81  | 11,380          | 11,466               | 11,791                 | 12,931               | 8.20                             | 115            | 33  |
| 34  | Wairarapa ..                                    | 37,250                                | 15,322                                  | 41.13  | 11,381          | 11,637               | 11,159                 | 11,979               | 10.14                            | 137            | 34  |
| 35  | Waikato ..                                      | 3,630                                 | 1,960                                   | 53.99  | 1,149           | 1,169                | 1,353                  | 1,375                | 3.20                             | 24             | 35  |



TABLE XIII—STATISTICS OF POPULATION, TOTAL CONSUMERS, ELECTRIC RANGES AND WATER-HEATERS, STAFF EMPLOYED, FOR THE YEAR ENDED 31 MARCH 1970—continued

| No. | Supply Authorities               | Population Included in Area of Supply | Total Number of Consumers** | Ratio of Total Number of Consumers to Population | Electric Ranges |                     |  | Electric Water-heaters |                     |   | Consumers Per Route-mile of Line | Staff Employed | No. |
|-----|----------------------------------|---------------------------------------|-----------------------------|--|-----------------|---------------------|--|------------------------|---------------------|---|----------------------------------|----------------|-----|
|     |                                  |                                       |                             |  | Domestic        | Total               | Ratio, Number of Domestic Ranges to Number of Domestic Consumers | Domestic               | Total               | Ratio, Number of Domestic Water-heaters to Number of Domestic Consumers |                                  |                |     |
| 36  | Wairoa                           | 6,020                                 | 3,011                       | 50.02  | 1,544           | 1,600               | 66.93  | 1,540                  | 1,634               | 66.75   | 5.44                             | 24             | 36  |
| 37  | Waitaki                          | 23,980                                | 9,990                       | 41.66  | 7,287           | 7,636               | 90.58  | 6,919                  | 7,560               | 86.00   | 9.12                             | 94             | 37  |
| 38  | Waitemata                        | 201,520                               | 78,071                      | 38.74  | 55,559          | 55,599              | 81.30  | 59,307                 | 59,307              | 86.73   | 17.95                            | 437            | 38  |
| 39  | Waitomo                          | 19,220                                | 7,620                       | 39.65  | 4,718           | 4,849               | 89.83  | 4,588                  | 5,542               | 87.96   | 6.54                             | 68             | 39  |
| 40  | Wanganui-Rangitikei <sup>o</sup> | 67,100                                | 25,622                      | 38.18  | 16,563          | 16,766              | 82.26  | 16,962                 | 18,309              | 84.24   | 11.20                            | 173            | 40  |
| 41  | Westland                         | 6,130                                 | 2,269                       | 37.01  | 977             | 1,022               | 56.25  | 922                    | 1,115               | 53.08   | 13.12                            | 48             | 41  |
|     |                                  | 1,936,450                             | 755,666                     | 39.02  | 515,670         | 522,094             | 84.78  | 527,744                | 571,552             | 86.76   | 12.42                            | 5,488          |     |
|     | <b>CITY COUNCILS</b>             |                                       |                             |  |                 |                     |  |                        |                     |   |                                  |                |     |
| 1   | Christchurch                     | 228,560                               | 81,009                      | 35.44  | 64,944          | 66,504              | 89.49  | 69,351                 | 73,609              | 95.56   | 35.07                            | 548            | 1   |
| 2   | Dunedin                          | 112,990                               | 41,870                      | 37.06  | 25,656          | 26,077              | 71.11  | 31,115                 | 32,374              | 86.24   | 38.70                            | 392            | 2   |
| 3   | Hamilton                         | 23,100                                | 9,993                       | 43.26  | 4,833           | 5,068               | 64.53  | 5,968                  | 6,425               | 79.69   | 34.94                            | 60             | 3   |
| 4   | Invercargill                     | 39,700                                | 13,608                      | 34.28  | 6,486           | 6,769 <sup>o</sup>  | 55.01  | 6,582                  | 7,166               | 55.83   | 60.21                            | 72             | 4   |
| 5   | Napier                           | 12,200                                | 5,452                       | 44.69  | 2,923           | 3,062               | 68.81  | 3,492                  | 3,660               | 82.20   | 49.12                            | 84             | 5   |
| 6   | Nelson                           | 17,100                                | 6,405                       | 37.46  | 2,975           | 3,074               | 57.99  | 4,815                  | 5,380               | 93.86   | 66.72                            | 51             | 6   |
| 7   | New Plymouth                     | 41,980                                | 16,574                      | 39.48  | 10,259          | 11,218              | 76.05  | 12,170                 | 13,396              | 90.21   | 28.82                            | 154            | 7   |
| 8   | Palmerston North                 | 41,300                                | 15,625                      | 37.83  | 10,341          | 10,607              | 78.91  | 12,195                 | 12,720              | 93.06   | 40.48                            | 82             | 8   |
| 9   | Tauranga                         | 7,100                                 | 3,161                       | 44.52  | 1,894           | 2,055               | 91.41  | 1,987                  | 2,244               | 95.90   | 32.59                            | 27             | 9   |
| 10  | Timaru                           | 21,380                                | 8,593                       | 39.77  | 5,014           | 5,234               | 74.09  | 5,487                  | 5,778               | 81.08   | 57.45                            | 57             | 10  |
| 11  | Wellington                       | 122,630                               | 51,117                      | 41.68  | 20,078          | 20,078 <sup>o</sup> | 48.53  | 33,996                 | 33,996 <sup>o</sup> | 82.18   | 56.92                            | 327            | 11  |
| 12  | Whangarei                        | 18,700                                | 6,343                       | 33.92  | 4,795           | 4,910               | 95.76  | 4,685                  | 4,885               | 93.57   | 46.30                            | 33             | 12  |
|     |                                  | 686,740                               | 259,660                     | 37.81  | 160,198         | 164,656             | 73.11  | 191,843                | 201,633             | 87.55   | 40.88                            | 1,887          |     |
|     | <b>BOROUGH COUNCILS</b>          |                                       |                             |  |                 |                     |  |                        |                     |   |                                  |                |     |
| 1   | Bluff                            | 3,310                                 | 1,197                       | 34.35  | 445             | 463                 | 49.61  | 268                    | 325                 | 29.88   | 56.85                            | 15             | 1   |
| 2   | Inglewood <sup>y</sup>           | 2,830                                 | 814                         | 28.76  | 550             | 563                 | 85.80  | 524                    | 550                 | 81.75   | 30.15                            | 7              | 2   |
| 3   | Kaipoi                           | 3,120                                 | 1,209                       | 38.75  | 909             | 927                 | 85.35  | 959                    | 987                 | 90.05   | 44.78                            | 7              | 3   |
| 4   | Lytelton                         | 3,250                                 | 1,299                       | 39.97  | 940             | 972                 | 89.95  | 888                    | 946                 | 84.98   | 56.48                            | 8              | 4   |
| 5   | Rangiora                         | 4,550                                 | 1,809                       | 39.76  | 1,506           | 1,542               | 97.22  | 1,519                  | 1,575               | 98.06   | 58.35                            | 17             | 5   |
| 6   | Riccarton                        | 7,150                                 | 3,001                       | 41.97  | 2,153           | 2,195               | 82.43  | 2,405                  | 2,473               | 92.08   | 42.87                            | 28             | 6   |
| 7   | Stratford <sup>s</sup>           | 5,510                                 | 2,016                       | 36.59  | 1,419           | 1,497               | 86.21  | 1,500                  | 1,553               | 91.13   | 50.40                            | 13             | 7   |
| 8   | Taihape                          | 2,900                                 | 983                         | 33.90  | 510             | 531                 | 67.10  | 534                    | 557                 | 70.26   | 42.74                            | 8              | 8   |
| 9   | Taumarunui                       | 4,020                                 | 1,616                       | 40.20  | 850             | 917                 | 68.11  | 837                    | 949                 | 67.07   | 36.73                            | 9              | 9   |
| 10  | Taupo                            | 13,110                                | 4,979                       | 37.98  | 3,486           | 3,780               | 86.44  | 3,862                  | 4,192               | 95.76   | 11.72                            | 37             | 10  |

(For notes see page 32.)



TABLE XIII—STATISTICS OF POPULATION, TOTAL CONSUMERS, ELECTRIC RANGES AND WATER-HEATERS, STAFF EMPLOYED, FOR THE YEAR ENDED 31 MARCH 1970—continued

| No. | Supply Authorities                                | Population Included in Area of Supply | Total Number of Consumers <sup>1,2</sup> | Ratio of Total Number of Consumers to Population | Electric Ranges |         |        | Electric Water-heaters |         |                   | Consumers Per Route-mile of Line | Staff Employed | No. |   |
|-----|---|---------------------------------------|--|--|-----------------|---------|--------|------------------------|---------|-------------------|----------------------------------|----------------|-----|---|
|     |   |                                       |  |  | Domestic        |         | Total  | Domestic               |         | Total             |                                  |                |     | Ratio, Number of Domestic Water-heaters to Number of Domestic Consumers |
|     |   |                                       |  |  | Number          | Percent | Number | Percent                | Number  | Percent           |                                  |                |     |   |
|     | <b>BOROUGH COUNCILS—continued</b>                 |                                       |  |  |                 |         |        |                        |         |                   |                                  |                |     |   |
| 11  | Te Aroha ..                                       | 3,300                                 | 1,377                                    | 41.73  | 836             | 879     | 77.84  | 887                    | 940     | 27.00             | 7                                | 11             |     |   |
| 12  | Thames ..   | 5,810                                 | 2,260                                    | 38.90  | 1,728           | 1,757   | 92.70  | 1,784                  | 1,812   | 41.85             | 11                               | 12             |     |   |
| 13  | Waikato ..  | 5,490                                 | 1,953                                    | 35.57  | 1,389           | 1,463   | 92.97  | 1,345                  | 1,437   | 41.55             | 9                                | 13             |     |   |
| 14  | Whakatane ..                                      | 8,250                                 | 2,887                                    | 34.99  | 2,321           | 2,408   | 99.36  | 2,344                  | 2,453   | 38.49             | 16                               | 14             |     |   |
|     |   | 72,600                                | 27,340                                   | 37.66  | 19,042          | 19,894  | 85.53  | 19,656                 | 20,749  | 28.57             | 192                              |                |     |   |
|     | <b>COUNTY COUNCILS</b>                            |                                       |  |  |                 |         |        |                        |         |                   |                                  |                |     |   |
| 1   | Heathcote ..                                      | 5,760                                 | 1,838                                    | 31.91  | 1,667           | 1,686   | 98.17  | 1,673                  | 1,726   | 16.26             | 10                               | 1              |     |   |
| 2   | Kaikoura ..                                       | 2,590                                 | 1,287                                    | 49.69  | 631             | 662     | 67.13  | 617                    | 728     | 11.70             | 11                               | 2              |     |   |
| 3   | Mackenzie ..                                      | 770                                   | 264 <sup>a</sup>                         | 34.28  | 150             | 172     | 89.28  | 190                    | 209     | 1.47 <sup>a</sup> | 2                                | 3              |     |   |
|     |   | 9,120                                 | 3,389                                    | 37.16  | 2,448           | 2,520   | 87.24  | 2,480                  | 2,663   | 8.43              | 23                               |                |     |   |
|     | <b>GOVERNMENT DEPARTMENTS</b>                     |                                       |  |  |                 |         |        |                        |         |                   |                                  |                |     |   |
| 1   | Rotorua Electric Supply ..                        | 46,340                                | 16,322                                   | 35.22  | 12,059          | 12,650  | 84.36  | 11,435                 | 12,653  | 15.56             | 83                               | 1              |     |   |
| 2   | Southland Electric Power Supply <sup>a,1</sup> .. | 66,940                                | 24,703                                   | 36.90  | 13,899          | 14,629  | 71.92  | 13,049                 | 13,930  | 5.58              | 271                              | 2              |     |   |
|     |   | 113,280                               | 41,025                                   | 36.22  | 25,958          | 27,279  | 77.21  | 24,484                 | 26,583  | 7.49              | 354                              |                |     |   |
|     | <b>GRAND TOTALS</b>                               | 2,812,680                             | 1,086,701 <sup>1,2</sup>                 | 38.64  | 723,578         | 736,686 | 81.67  | 766,444                | 823,451 | 13.46             | 12,320                           |                |     |   |

Total population of Dominion as at 1 April 1970 was 2,820,814. Ratio of population in area of supply to total population of Dominion = 99.712 percent. Mean population of Dominion as at 1 April 1970 was 2,793,069.

Notes.—<sup>1</sup>Includes Southland Electric Power Supply. <sup>2</sup>Also included with New Zealand Electricity Department. <sup>3</sup>Estimates. <sup>4</sup>Includes Stratford Borough Council. <sup>5</sup>Includes Okarene Borough Council purchased 1 April 1969. <sup>6</sup>Includes Raitihi Borough Council purchased 1 April 1969. <sup>7</sup>Purchased by Taranaki Electric Power Board. <sup>8</sup>Actual total not available. <sup>9</sup>Includes 54 ovens. <sup>10</sup>Total reduced by 2 as New Zealand Railways traction treated as one consumer. <sup>11</sup>For detailed analysis see Table XI.

TABLE XIV—STATISTICS RELATING TO ELECTRICIANS REGISTRATION BOARD, YEAR ENDED 31 MARCH 1970

(The figures in parentheses are for the previous year)

1. Number of board meetings: 11 (12)

2. Registrations—

|  | During Year | Total Registration | Current         |
|--|-------------|--------------------|-----------------|
| Inspectors                               | 50 (33)     | 1,193 (1,143)      | 583 (589)       |
| Electricians                             | 653 (577)   | 12,609 (11,956)    | 11,802 (11,453) |
| Electrical servicemen                    | 10 (15)     | 539 (529)          | 451 (465)       |
| Electrical (radio) servicemen            | 232 (170)   | 2,721 (2,489)      | 2,647 (2,431)   |
| Limited registration <sup>1</sup>        | 375 (230)   | 4,024 (3,649)      | 3,421 (3,169)   |
| 3. Provisional licences <sup>2</sup>     | 728 (752)   | 7,555 (6,827)      |                 |
| 4. Permits to assist                     | 240 (180)   | 2,421 (2,181)      |                 |
| 5. Applications for ruling on experience | 156 (149)   |                    |                 |

6. Examinations: 2 examinations were held.

Examinations—

|   | Candidates | Passed, Percentage | Highest Marks |
|---|------------|--------------------|---------------|
| Electricians, electrical fitters, and electrical servicemen's written, theory paper | 784 (792)  | 55 (64)            | 94 (93)       |
| Electricians, electrical fitters, and electrical servicemen's regulations paper     | 678 (860)  | 83 (82)            | 100 (100)     |
| Electricians and electrical fitters practical (two examinations)                    | 718 (759)  | 79 (73)            | 96 (98)       |
| Radio servicemen and limited registration, written                                  | 605 (708)  | 82 (78)            | 99 (98)       |
| Electrical servicemen and limited registration practical (two examinations)         | 357 (543)  | 79 (83)            | 94 (95)       |

7. Defective work reports, 3 (5); Endorsements made, nil (nil); Endorsements removed, nil (nil).

8. Breach of Act reports, 7 (7); Prosecutions authorised, 1 (3).

9. Appeals, nil (nil).

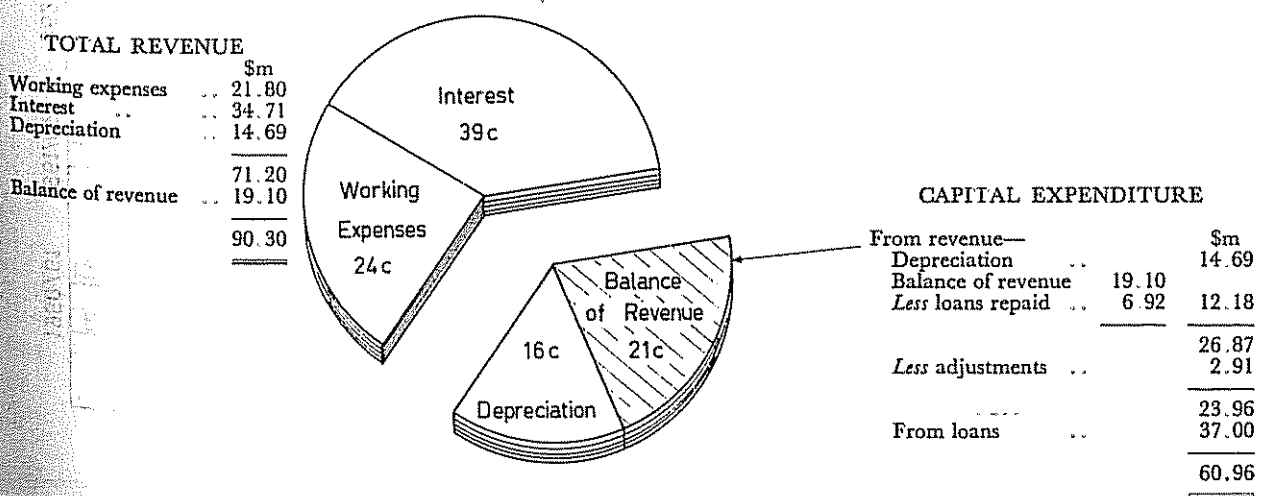
10. Suspensions, 1 (nil).

NOTES—<sup>1</sup>Includes assembly and repair of portable domestic appliances 25; New Zealand Broadcasting Corporation 76; Post Office radio technician 19; Post Office telegraph technician 7; Post Office telephone exchange technician 67; Assembly and repair of calculating machines and like office appliances 29; Refrigeration serviceman 27; Automatic telephone and impulse signalling equipment 12; Assembly and repair of portable appliances 9; Fuses, flexible cords, and earthing 18; Post Office radio interference suppression 5; Civil Aviation extended limits 27; Assembly and repair of sewing machines 1; Electrical wiring radio sets only 1; Supply authority work 36; Assembly and repair of apparatus manufactured for sale 1; Radio experimenter 1; Cable jointing (limits set out on registration certificates) 8; Maintenance and repair electrical instruments and process control equipment 2; Servicing of electrical appliances 4. <sup>2</sup>260 (217) were issued to apprentices.

### N.Z. ELECTRICITY DEPT. ONLY

TOTAL REVENUE 1969-70

How each dollar of revenue is spent

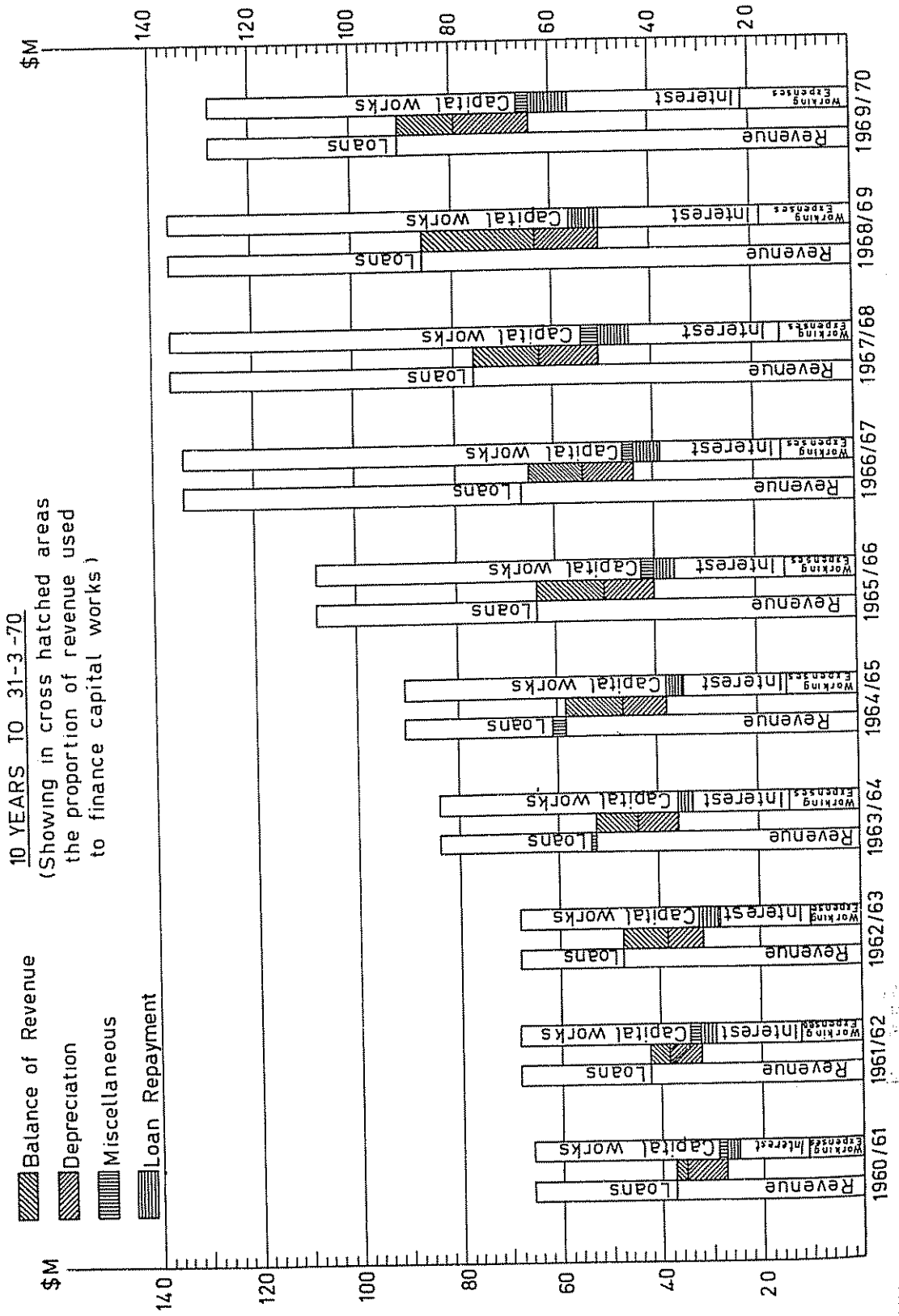


NOTE—Section 34, Electricity Act 1968, requires the bulk price to be so calculated in respect of the period for which prices are charged, as to produce 25 percent and not exceeding 50 percent more than the total estimated working expenses, interest, and depreciation. The balance resulting (cross hatched area above) is credited to the General Reserve Account from which loan repayments are made.

The percentage fixed since 1.9.67, by the Minister of Electricity and the Minister of Finance after consultation with the Electrical Supply Authorities Association in accordance with the Act, is 50 percent. The actual balance of revenue this year of \$19.10 million is 27 percent of the working expenses, interest, and depreciation costs of \$71.20 million.

# N.Z. ELECTRICITY DEPT. ONLY

## TOTAL RECEIPTS & PAYMENTS



## AMENDMENTS

### Annual Statistics in Relation to Electric Power Development and Operation—Year Ended 31 March 1968

The following amendments are necessary in the 1967-68 annual statistics:

Page 18—Table X (Part 1):

|   |              |
|---|--------------|
| Sundry Creditors—   |              |
| Item 17, amend to read                                      | \$ 297,391   |
| Sub-total, amend to read                                    | \$15,938,842 |
| Loans Repaid Reserve—                                       |              |
| Item 17, amend to read                                      | \$ 1,667,543 |
| Sub-total amend to read                                     | \$76,208,547 |
| Capital Expenditure from Revenue—                           |              |
| Item 17, amend to read                                      | \$ 1,313,568 |
| Sub-total, amend to read                                    | \$48,942,577 |
| Sinking Fund Reserve and Reserve for Future Loan Repayment— |              |
| Item 17, amend to read                                      | \$ 312,078   |
| Sub-total, amend to read                                    | \$ 4,060,737 |

Page 19—Table X (Part 1):

|   |               |
|---|---------------|
| Sundry Creditors—   |               |
| Grand Total, amend to read                                  | \$28,883,474  |
| Loans Repaid Reserve—                                       |               |
| Grand Total, amend to read                                  | \$136,541,318 |
| Capital Expenditure from Revenue—                           |               |
| Grand Total, amend to read                                  | \$76,783,338  |
| Sinking Fund Reserve and Reserve for Future Loan Repayment— |               |
| Grand Total, amend to read                                  | \$7,923,850   |

### Annual Statistics in Relation to Electric Power Development and Operation—Year Ended 31 March 1969


The following amendments are necessary in the 1968-69 annual statistics:

Page 18—Table X (Part 1):

|  |              |
|--|--------------|
| Sundry Creditors—  |              |
| Item 17, amend to read                                       | \$ 405,002   |
| Sub-total, amend to read                                     | \$16,246,372 |
| Loans Repaid Reserve—  |              |
| Item 17, amend to read                                       | \$ 1,845,023 |
| Sub-total, amend to read                                     | \$84,438,610 |
| Capital Expenditure from Revenue—                            |              |
| Item 17, amend to read                                       | \$ 1,540,715 |
| Sub-total, amend to read                                     | \$54,489,077 |
| Sinking Fund Reserve and Reserve for Future Loan Repayments— |              |
| Item 17, amend to read                                       | \$ 272,833   |
| Sub-total, amend to read                                     | \$ 4,123,684 |

Page 19—Table X (Part 1):

|   |               |
|---|---------------|
| Gross Loan Liability—                                       |               |
| Grand Total, amend to read                                  | \$768,025,463 |
| Sundry Creditors—   |               |
| Grand Total, amend to read                                  | \$28,522,302  |
| Loans Repaid Reserve—                                       |               |
| Grand Total, amend to read                                  | \$99,331,822  |
| Capital Expenditure from Revenue—                           |               |
| Grand Total, amend to read                                  | \$84,541,880  |
| Sinking Fund Reserve and Reserve for Future Loan Repayment— |               |
| Grand Total, amend to read                                  | \$8,106,302   |





# New Zealand Electricity

New Zealand Electricity Department, Museum Street, Wellington.

TO ALL SUPPLY AUTHORITIES  
AND INTERESTED PARTIES.

Telegraphic address: Waterpower  
Private Bag Wellington  
Telephone 41 840  
Telex. WATPWR WN/NZ 3592

Our ref: 43/2 EC

Your ref:

21 October 1971

## AMENDMENTS

### ANNUAL STATISTICS IN RELATION TO ELECTRIC POWER DEVELOPMENT AND OPERATION - YEAR ENDED 31 MARCH 1970

The following amendments are necessary in the 1969-70 annual statistics:

Page 20 - Table X (Part II):

Stocks and Materials -

Item 1 (first line), amend to read \$12,629,896.

Page 25 - Table XI (Part II):

Groups 7-18 (Inclusive) - Industrial -

Revenue per Unit Sold:

Grand Total, amend to read 1.178¢.

---

### ANNUAL STATISTICS IN RELATION TO ELECTRIC POWER DEVELOPMENT AND OPERATION - YEAR ENDED 31 MARCH 1971

The following amendments are necessary in the 1970-71 annual statistics:

Page 3 - Table V:

Completed Works - Hydro-electric Stations -

Manapouri:

Headworks, amend to read \$80,390,178.

Station Buildings and Villages, amend to read \$17,327,230.

Generating Plant and Machinery, amend to read \$10,303,107.