

Distributed Generation Statistics

As at 22 May 2012

Part 6 of the Electricity Industry Participation Code 2010 mandates the application and approval process between the prospective generator and the distributor (i.e. the network operator).

One of the specific obligations on distributors is annual reporting of statistics pertaining to connection of distributed generation. The graphs attached to this document are the aggregated result of that reporting from distributors.

More information concerning distributed generation can be found on the Authority's website at the following URL: <http://www.ea.govt.nz/industry/market/distributed-generation/>

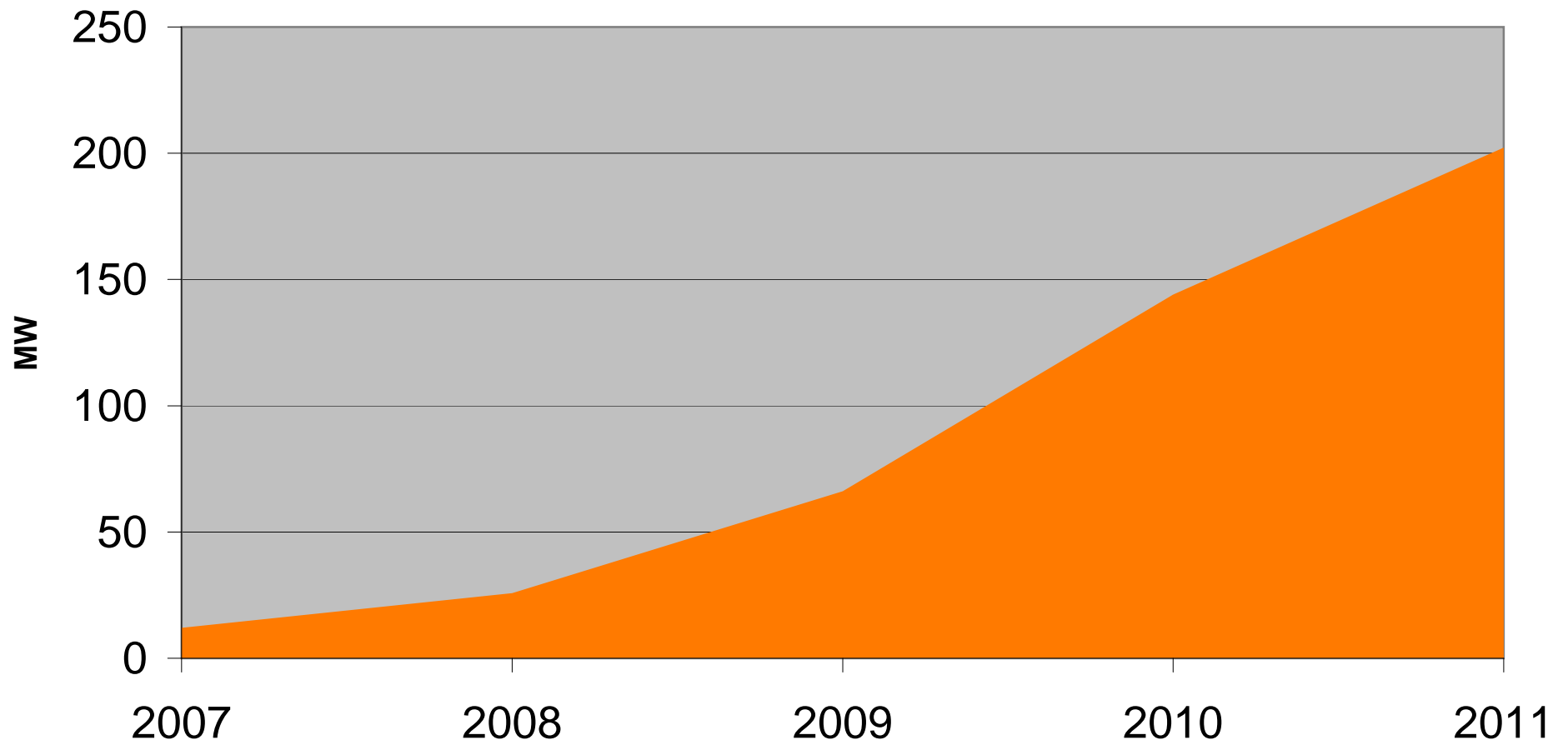
Any further questions on the subject may be directed to marketoperations@ea.govt.nz

Notes:

- The 2007 year is in fact only from 30 August 2007 till 31 December 2007.
- The 2009 year includes one 35MW connection (Tauhara). The relevant distributor is Unison.
- The 2010 year includes one 64MW connection (Te Uku). The relevant distributor is WEL Networks.
- The 2011 year includes one 30MW connection (Mahinerangi Wind Farm). The relevant distributor is Aurora Energy.
- A connection that is applied for in any given year and is connected after the relevant distributor has provided their reporting on that given year shows up in the 'Application Success Rates' chart only. Therefore, as a measure of nameplate capacity and connection growth of all distributed generation in New Zealand, the figures are understated. Since 2007, there have been 41 connections (9 in 2008, 8 in 2009, 7 in 2010, 17 in 2011) approved that were not connected at the time of reporting. The connection status and characteristics associated with those 41 connections is unknown.
- There have been minor corrections made to 2008, 2009 and 2010 data.
- These statistics are due to be replaced no later than 6 June 2013. While the exact form and frequency of that reporting is yet to be finalised, it will not include 'Application success rates' or 'Regulated versus contracted connection terms' data.

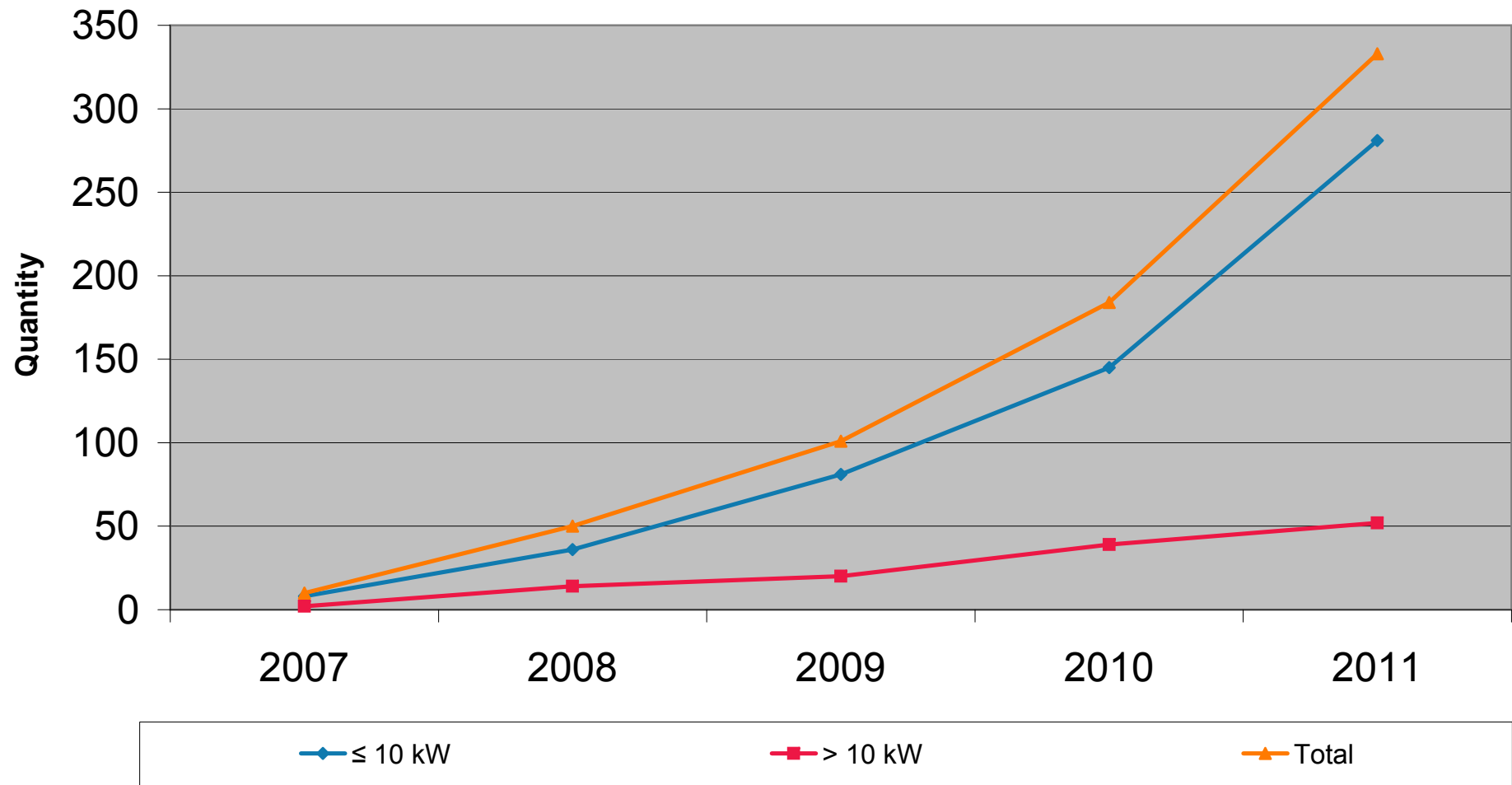
Net Cumulative Capacity

of distributed generation reported per clause 26 of Schedule 6.1 of the Electricity Industry Participation Code



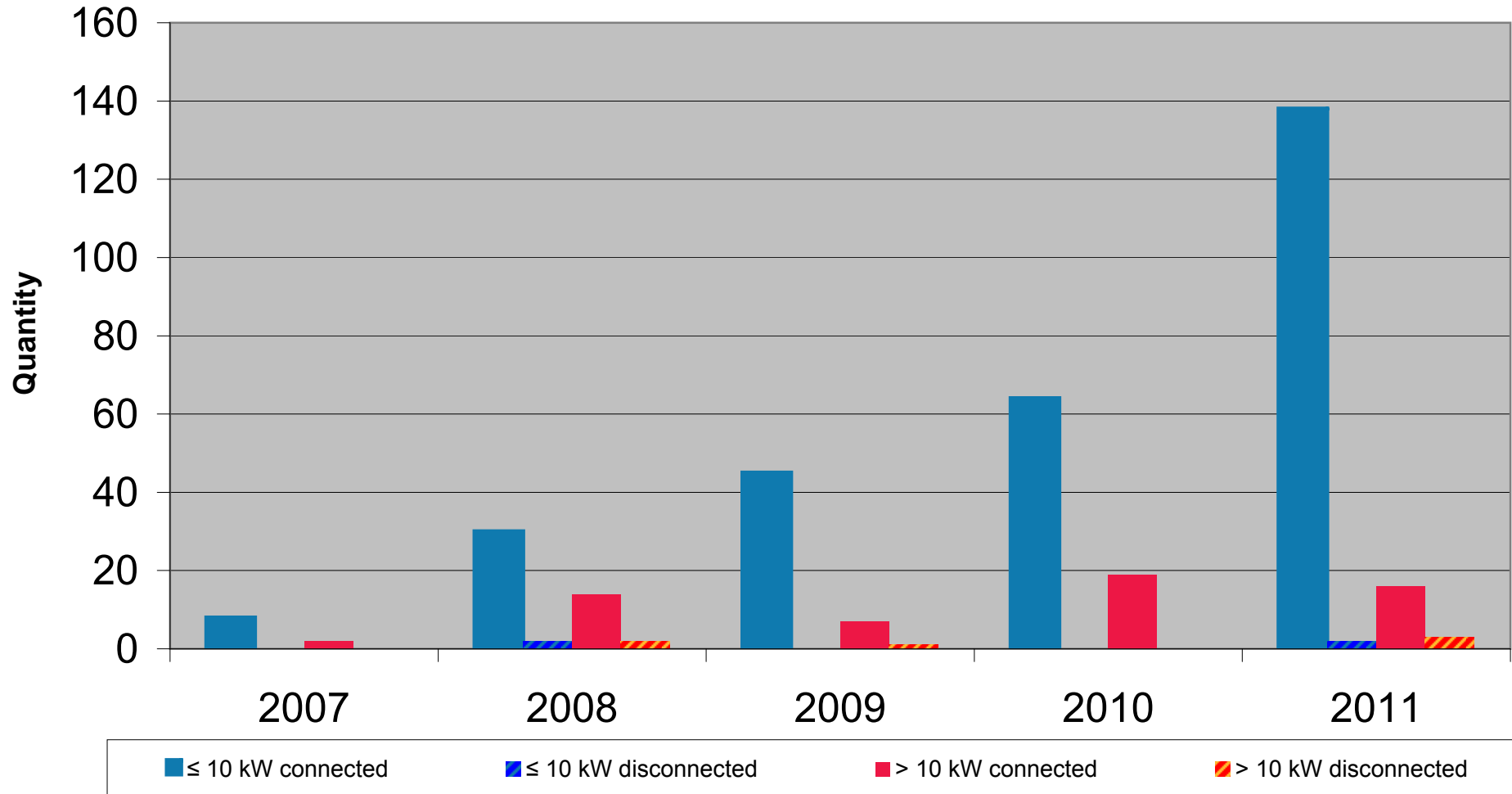
Net Cumulative Connections

of distributed generation reported per clause 26 of Schedule 6.1 of the Electricity Industry Participation Code



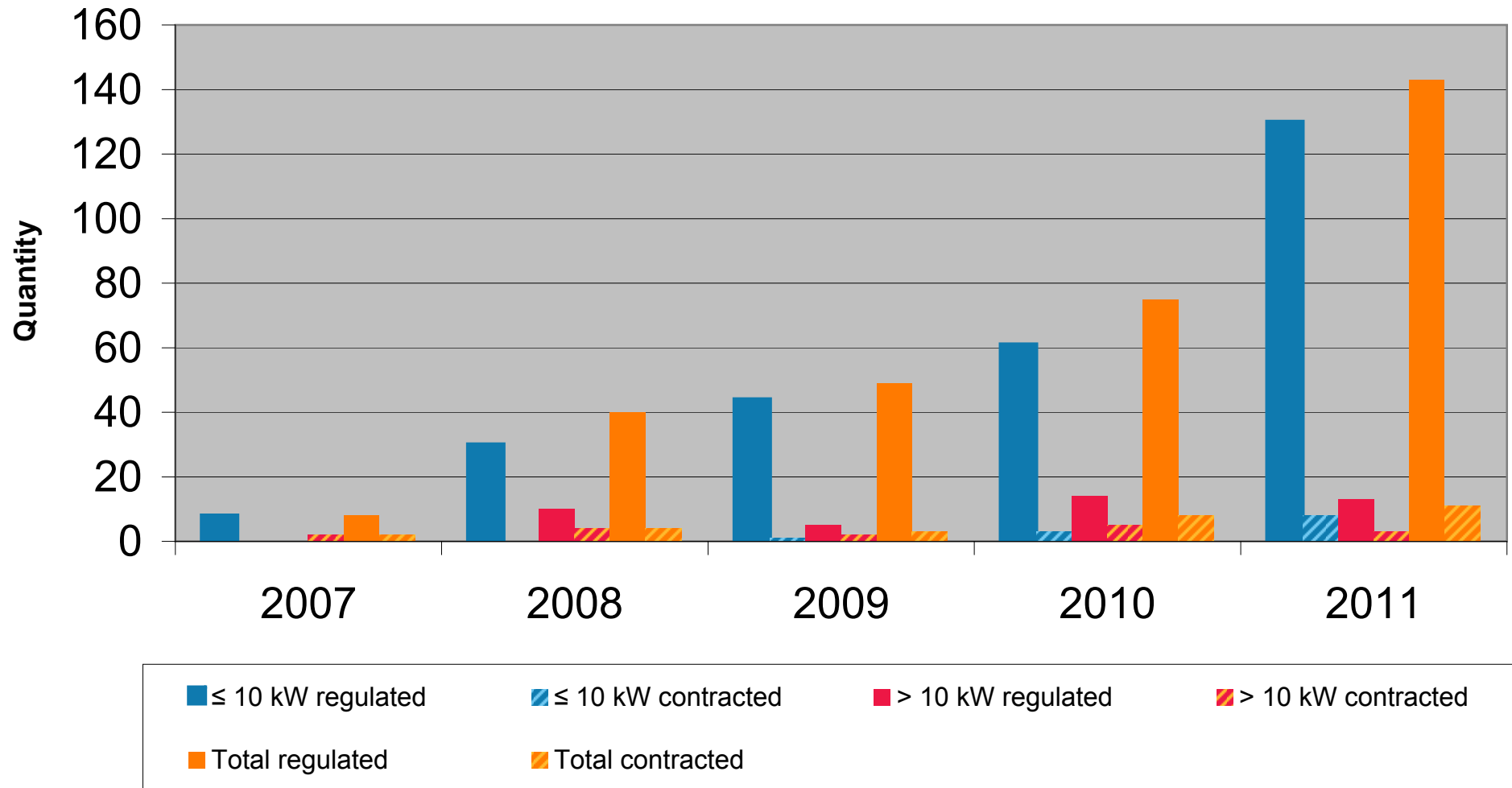
Connections & Disconnections per annum

of distributed generation reported per clause 26 of Schedule 6.1 of the Electricity Industry Participation Code



Regulated versus contracted connection terms

of distributed generation reported per clause 26 of Schedule 6.1 of the Electricity Industry Participation Code



Application Success Rates

of distributed generation reported per clause 26 of Schedule 6.1 of the Electricity Industry Participation Code

